

Non-Arthroplasty Treatment of Osteoarthritis of the Knee

Appropriate Use Criteria

Adopted by:

The American Academy of Orthopaedic Surgeons Board of Directors
December 6, 2013

Disclaimer

Volunteer physicians from multiple medical specialties created and categorized these Appropriate Use Criteria. These Appropriate Use Criteria are not intended to be comprehensive or a fixed protocol, as some patients may require more or less treatment or different means of diagnosis. These Appropriate Use Criteria represent patients and situations that clinicians treating or diagnosing musculoskeletal conditions are most likely to encounter. The clinician's independent medical judgment, given the individual patient's clinical circumstances, should always determine patient care and treatment.

Disclosure Requirement

In accordance with American Academy of Orthopaedic Surgeons policy, all individuals whose names appear as authors or contributors to this document filed a disclosure statement as part of the submission process. All authors provided full disclosure of potential conflicts of interest prior to participation in the development of these Appropriate Use Criteria. Disclosure information for all panel members can be found in Appendix B.

Funding Source

The American Academy of Orthopaedic Surgeons exclusively funded development of these Appropriate Use Criteria. The American Academy of Orthopaedic Surgeons received no funding from outside commercial sources to support the development of these Appropriate Use Criteria.

FDA Clearance

Some drugs or medical devices referenced or described in this document may not have been cleared by the Food and Drug Administration (FDA) or may have been cleared for a specific use only. The FDA has stated that it is the responsibility of the physician to determine the FDA clearance status of each drug or device he or she wishes to use in clinical practice.

Copyright

All rights reserved. Reproduction, storage in a retrieval system, or transmission, in any form, or by any means, electronic, mechanical, photocopying, recording, or otherwise, of any part of this document, requires prior written permission from the American Academy of Orthopaedic Surgeons.

Published 2013 by the American Academy of Orthopaedic Surgeons
6300 North River Road
Rosemont, IL 60018
First Edition
Copyright 2013 by the American Academy of Orthopaedic Surgeons

The AAOS Appropriate Use Criteria
for Non-Arthroplasty Treatment of Osteoarthritis of the Knee
is also available on our website at
www.aaos.org/auc

To access the AUC web-based application, please visit
www.aaos.org/aucapp

To access the interactive literature review used for this AUC please
visit:
<http://aaos.webauthor.com/go/peer/>

Table of Contents

Non-Arthroplasty Treatment of Osteoarthritis of the Knee AUC Writing Panel	i
Non-Arthroplasty Treatment of Osteoarthritis of the Knee AUC Review Panel	i
Non-Arthroplasty Treatment of Osteoarthritis of the Knee AUC Voting Panel	ii
Voting Panel Round Two Discussion Moderators.....	iii
AUC Section Leader, Committee on Evidence-Based Quality and Value.....	iii
AAOS AUC Section, Committee on Evidence-Based Quality and Value	iii
Committee on Evidence-Based Quality and Value Chair.....	iii
Council on Research and Quality Chair.....	iii
AAOS Staff.....	iii
I. INTRODUCTION	1
Overview.....	1
II. METHODS	5
Developing Criteria.....	5
Formulating Indications and Scenarios.....	6
Creating Definitions and Assumptions	7
Literature Review.....	9
Reviewing Scenarios.....	9
Determining Appropriateness	9
Voting Panel.....	9
Rating Appropriateness.....	10
Round One Voting	11
Round Two Voting	11
Final Ratings	11
Revision Plans.....	12
Disseminating Appropriate Use Criteria.....	13
III. PATIENT INDICATIONS AND TREATMENTS	14
Indications.....	14
Treatments.....	15
IV. RESULTS OF APPROPRIATENESS RATINGS	16
Appropriate Use Criteria for Non-Arthroplasty Treatment of Osteoarthritis of the Knee	20
Appendices.....	308
Appendix A. Documentation of Approval.....	309
Appendix B. Disclosure Information.....	310
Appendix C. References	313
Appendix D. Study Attrition Chart 2013 CPG vs. 2013 AUC.....	314

NON-ARTHROPLASTY TREATMENT OF OSTEOARTHRITIS OF THE KNEE AUC WRITING PANEL

David F. Dalury, MD
The Knee Society

Craig J. Della Valle, MD
Knee Society

Mark I. Ellen, MD
American Academy of Physical Medicine and
Rehabilitation

Eric P. Gall, MD, MACP, MACR
Arthritis Foundation

Brian J. McGrory, MD
American Association of Hip and Knee Surgeons

Jennifer Stevens-Lapsley, PT, PhD
American Physical Therapy Association

AJ Yates, Jr., MD
American Association of Hip and Knee Surgeons

NON-ARTHROPLASTY TREATMENT OF OSTEOARTHRITIS OF THE KNEE AUC REVIEW PANEL

Miguel A. Ayerza, MD, PhD
Association of Bone and Joint Surgeons

Santiago de Solo, MD
Arthritis Foundation

Robin Dore, MD
Arthritis Foundation

G. Kelley Fitzgerald, PT, PhD, FAPTA
American Physical Therapy Association

E. Robert Harris, MD
Association of Bone and Joint Surgeons

Richard Haynes, MD
Association of Bone and Joint Surgeons

William M. Jones, MD
American Academy of Physical Medicine and
Rehabilitation

Jeffrey Katz, MD

Kent Kwoh, MD
Arthritis Foundation

Amanda Nelson, MD

Lee Rosenzweig, PT, DPT, CHT

James A. Shaw, MD
Knee Society

Jasvinder Singh, MD
American Academy of Orthopaedic Surgeons

Mark Spangehl, MD
Association of Bone and Joint Surgeons

Audrey Tsao, MD
Association of Bone and Joint Surgeons

Joseph Zeni, PT, PhD
American Physical Therapy Association

NON-ARTHROPLASTY TREATMENT OF OSTEOARTHRITIS OF THE KNEE AUC VOTING PANEL

Joel Block, MD

Pablo Castaneda, MD
Association of Bone and Joint Surgeons

Dennis Chin, MD
American Academy of Orthopaedic Surgeons

T. Derek V. Cooke, MA, MB, BChir, FRCS(C)
Association of Bone and Joint Surgeons

Charles M. Davis, III, MD, PhD
American Academy of Orthopaedic Surgeons

Yvonne Golightly, PT, MS, PhD

T. David Hayes, MD
Knee Society

Kenneth Jaffe, MD
Association of Bone and Joint Surgeons

Nancy E. Lane, MD

Brian McCardel, MD
American Academy of Orthopaedic Surgeons

Arvind D. Nana, MD, MBA
Musculoskeletal Infection Society

Harold W. Rees, MD
American Academy of Orthopaedic Surgeons

Peter F. Sharkey, MD
Knee Society

Terence W. Starz, MD
Arthritis Foundation

Kimberly Templeton, MD
Association of Bone and Joint Surgeons

Kevin R. Vincent, MD, PhD
American Academy of Physical Medicine and
Rehabilitation

VOTING PANEL ROUND TWO DISCUSSION MODERATORS

James O. Sanders, MD

Michael Heggeness, MD

AUC SECTION LEADER, COMMITTEE ON EVIDENCE-BASED QUALITY AND VALUE

James O. Sanders, MD

AAOS AUC SECTION, COMMITTEE ON EVIDENCE-BASED QUALITY AND VALUE

Brent Graham, MD

Michael Warren Keith, MD

Michael H. Heggeness, MD

Charles T. Mehlman, DO, MPH

COMMITTEE ON EVIDENCE-BASED QUALITY AND VALUE CHAIR

David S. Jevsevar, MD, MBA

COUNCIL ON RESEARCH AND QUALITY CHAIR

Kevin J. Bozic, MD, MBA

AAOS STAFF

Deborah Cummins, PhD

Director of Research and Scientific Affairs

Phone: (847) 384-4326

E-mail: cummins@aaos.org

Jayson Murray, MA

Manager, Evidence-Based Medicine Unit

Phone: (847) 384-4316

E-mail: jmurray@aaos.org

Ryan Pezold, MA

Evidence-Based Medicine Research Analyst

Anne Woznica, MLS

Medical Librarian

Patrick Donnelly, MA

Evidence-Based Medicine Research Analyst

Leeaht Gross, MPH

Evidence-Based Medicine Coordinator

Yasseline Martinez

Evidence-Based Medicine Administrative Assistant

I. INTRODUCTION

OVERVIEW

The American Academy of Orthopaedic Surgeons (AAOS) has developed these Appropriate Use Criteria (AUC) to determine appropriateness of non-arthroplasty treatment for osteoarthritis of the knee. An “appropriate” healthcare service is one for which the expected health benefits exceed the expected negative consequences by a sufficiently wide margin.² Evidence-based information, in conjunction with the clinical expertise of physicians from multiple medical specialties, was used to develop the criteria in order to improve patient care and obtain the best outcomes while considering the subtleties and distinctions necessary in making clinical decisions. The foundation for this AUC is the 2013 Treatment of Osteoarthritis of the Knee Clinical Practice Guideline, which can be accessed via the following link:
<http://www.aaos.org/research/guidelines/TreatmentofOsteoarthritisoftheKneeGuideline.pdf>

The purpose of this AUC is to help determine the appropriateness of clinical practice guideline recommendations for the heterogeneous patient population routinely seen in practice. The best available scientific evidence is synthesized with collective expert opinion on topics where gold standard randomized clinical trials are not available or are inadequately detailed for identifying distinct patient types. When there is evidence corroborated by consensus that expected benefits substantially outweigh potential risks, exclusive of cost, a procedure is determined to be appropriate. The AAOS uses the RAND/UCLA Appropriateness Method (RAM).² Our process includes these steps: reviewing the results of the evidence analysis, compiling a list of clinical vignettes, and having an expert panel comprised of representatives from multiple medical specialties to determine the appropriateness of each of the clinical indications for treatment as “Appropriate,” “May be Appropriate,” or “Rarely Appropriate.”

To access an intuitive and more user-friendly version of the appropriate use criteria for this topic online, please visit our AUC web-based application at www.aaos.org/aucapp.

These criteria should not be construed as including all indications or excluding indications reasonably directed to obtaining the same results. The criteria intend to address the most common clinical scenarios facing all appropriately trained surgeons and all qualified physicians managing patients under consideration for managing osteoarthritis of the knee. The ultimate judgment regarding any specific criteria should address all circumstances presented by the patient and the needs and resources particular to the locality or institution. It is also important to state that these criteria were developed as guidelines and are not meant to supersede clinician expertise and experience or patient preference.

INTERPRETING THE APPROPRIATENESS RATINGS

To prevent misuse of these criteria, it is extremely important that the user of this document understands how to interpret the appropriateness ratings. The appropriateness rating scale ranges from one to nine and there are three main range categories that determine how the median rating is defined (i.e. 1-3 = “Rarely Appropriate”, 4-6 = “May Be Appropriate”, and 7-9 = “Appropriate”). Before these appropriate use criteria are consulted, the user should read through and understand all contents of this document.

ASSUMPTIONS OF THE WRITING PANEL

BEFORE THESE APPROPRIATE USE CRITERIA ARE CONSULTED, IT IS ASSUMED THAT:

1. The clinician knows the contraindication to the utilization of certain medications and the anesthetic or important surgical contraindications to operative interventions.
2. Prescription of narcotic medicine for refractory pain (oral or transcutaneous opioids) should be monitored, intermittent or low dose in conjunction with other therapies
3. The patient has a diagnosis of osteoarthritis of the knee.
4. The patient is symptomatic including pain, instability, stiffness, and/or deformity that leads to loss of function.
5. The patient's symptoms are consistent with the history, physical exam, and imaging findings.
6. The imaging findings are consistent with osteoarthritis (joint space narrowing, sclerosis, and osteophytes).
7. AP and/or PA-flexion weight-bearing, lateral, and patellar view radiographs are obtained.
8. If a patient has a $\text{bmi} \geq 30$, discussion of and/or referral for weight loss and nutritional counseling is strongly recommended.
9. The physical examination, history, and imaging studies have excluded the following potential causes of knee pain:
 - Referred pain from the spine
 - Ipsilateral hip arthritis
 - Ankle/foot deformity
 - Vascular disease (arterial or venous)
 - Non-articular causes of knee pain including soft-tissue disorders
 - Neoplasm
 - Neuropathy
 - Stress fractures, insufficiency fracture, osteonecrosis, or symptomatic metabolic bone disease

10. The physician has an informed discussion with the patient about the treatment options and that the optimum treatment options may change over time for the patient. Before operative intervention is recommended, the appropriateness and potential efficacy of non-operative intervention has been considered.
11. There will be patients for whom arthroplasty may be the most appropriate treatment, but the appropriateness of arthroplasty was not considered in these appropriate use criteria.
12. At the time of the development of these appropriate use criteria, the SNRI were not part of the guideline and were not part of the data analyzed. Therefore, they were not considered as a treatment.

CONDITIONS NOT COVERED IN THIS AUC

1. Inflammatory disorders that are the likely cause of the knee pain
2. Asymptomatic patients
3. Growth factor injections and platelet rich plasma

PATIENT POPULATION

This AUC is intended for use with adults (ages 19 years and older) who have been diagnosed by a physician with osteoarthritis of the knee and are undergoing treatment.

SCOPE

The scope of these appropriate use criteria includes nonpharmacologic and pharmacologic interventions for symptomatic osteoarthritis of the knee as well as operative procedures less invasive than knee replacement (arthroplasty). It does not provide recommendations for patients diagnosed with rheumatoid arthritis, osteoarthritis of other joints, or other inflammatory arthropathies.

ETIOLOGY

Osteoarthritis results from an imbalance between breakdown and repair of the tissues in the synovial joint organ and occurs as a result of multiple risk factors including trauma, overuse, and genetic predisposition.¹

INCIDENCE AND PREVALENCE

The incidence of knee osteoarthritis in the United States is estimated at 240 persons per 100,000 per year.¹

BURDEN OF DISEASE

Osteoarthritis (of any joint) was the primary diagnosis that led to 11.3 million ambulatory care visits in 2009. It was estimated that 9.9 million adults had symptomatic osteoarthritis of the knee in 2010. Risk factors of the condition increase with age, especially in women. Anywhere from 6%-13% in men and 7%-19% in women over 45 years of age have osteoarthritis of the knee, suggesting that the risk in women is 45% higher than in men. Genetics, large body mass, certain occupations, repetitive

knee bending or heavy lifting, and hereditary vulnerability are other factors that increase one's risk of developing the disease.¹

EMOTIONAL AND PHYSICAL IMPACT

Older adults with self-reported osteoarthritis visit their physicians more frequently and experience greater functional limitations than others in the same age group. The aging of the baby boomers, rise in rates of obesity, and greater emphasis on staying active among the elderly population suggest that the emotional and physical impact of knee osteoarthritis will continue to be widespread.¹

POTENTIAL BENEFITS, HARM, AND CONTRAINDICATIONS

Individuals with osteoarthritis of the knee often complain of joint pain, stiffness, and difficulty with purposeful movement. The aim of treatment is to provide pain relief and improve the patient's functioning. Most interventions are associated with some potential for adverse outcomes, especially if invasive or operative. Contraindications vary widely by procedure. Reducing risks improves treatment efficacy and is accomplished through collaboration between patient and physician.¹

II. METHODS

This AUC for Non-Arthroplasty Treatment of Osteoarthritis of the Knee is based on a review of the available literature regarding treatment of osteoarthritis of the knee and a list of clinical scenarios (i.e. criteria) constructed and voted on by experts in orthopaedic surgery and other relevant medical fields. This section describes the methods adapted from the RAND/UCLA Appropriateness Method (RAM)². This section also includes the activities and compositions of the various panels that developed, defined, reviewed, and voted on the criteria.

Three panels participated in the development of the AAOS AUC for Non-Arthroplasty Treatment of Osteoarthritis of the Knee (see list on [page i](#)). Members of the writing panel developed a list of 576 patient scenarios and ten treatments. The review panel reviewed these scenarios and treatments independently to ensure that they were representative of patients and scenarios clinicians are likely to encounter. The voting panel participated in two rounds of voting. During the first round of voting, the voting panel was given approximately one month to independently rate the appropriateness of the ten treatments for the 576 patient scenarios as ‘Appropriate’, ‘May Be Appropriate’, or ‘Rarely Appropriate’ via an electronic ballot. After the first round of appropriateness ratings were submitted, AAOS staff calculated the median ratings for each patient scenario and specific treatment. An in-person voting panel meeting was held in Rosemont, IL on October 18th of 2013. During this meeting, voting panel members addressed the scenarios/treatments which resulted in disagreement (definition of disagreement can be found in Table 3). The voting panel members were asked to rerate their first round ratings during and after the voting panel meeting, only if they were persuaded to do so by the discussion and available evidence. Voting occurred during the in-person meeting and continued for approximately 3 weeks following the meeting. The voting panel determined appropriateness by rating scenarios (i.e. criteria) as ‘Appropriate’, ‘May Be Appropriate’, or ‘Rarely Appropriate’. There was no attempt to obtain consensus about appropriateness.

AAOS Appropriate Use Criteria Section, the AAOS Council on Research and Quality, and the AAOS Board of Directors sequentially approved the Appropriate Use Criteria for Non-Arthroplasty Treatment of Osteoarthritis of the Knee. AAOS submits this AUC to the National Guidelines Clearinghouse and, in accordance with the National Guidelines Clearinghouse criteria, will update or retire this AUC within five years of the publication date.

DEVELOPING CRITERIA

Members of the AUC for Non-Arthroplasty Treatment of Osteoarthritis of the Knee writing panel, who are orthopaedic specialists in treating knee-related injuries/diseases, developed clinical scenarios using the following guiding principles:

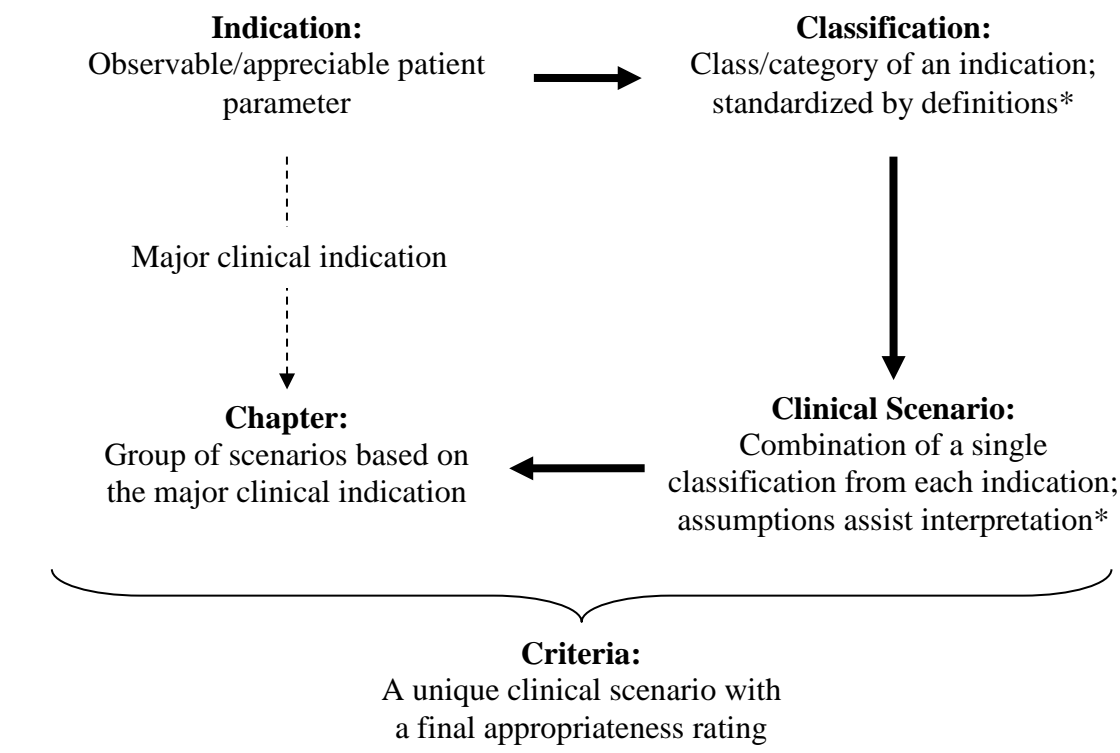
- Patient scenarios must include a broad spectrum of patients that may be eligible for treatment of osteoarthritis of the knee [*comprehensive*]
- Patient indications must classify patients into a unique scenario [*mutually exclusive*]
- Patient indications must consistently classify similar patients into the same scenario [*reliable, valid indicators*]

The writing panel developed the scenarios by categorizing patients in terms of indications evident during the clinical decision making process (Figure 1). These scenarios relied upon definitions and general assumptions, mutually agreed upon by the writing panel during the development of the scenarios. These definitions and assumptions were necessary to provide consistency in the interpretation of the clinical scenarios among experts voting on the scenarios and readers using the final criteria.

FORMULATING INDICATIONS AND SCENARIOS

The AUC writing panel began the development of the scenarios by identifying clinical indications typical of patients commonly presenting with osteoarthritis of the knee in clinical practice. Indications are most often parameters observable by the clinician, including symptoms or results of diagnostic tests. Additionally, “human factor” (e.g. activity level) or demographic variables can be considered.

Figure 1. Developing Criteria



Indications identified in clinical trials (derived from patient selection criteria) included in AAOS Clinical Practice Guidelines served as a starting point for the writing panel and ensured that these Appropriate Use Criteria referred to the evidence base for the Treatment of Osteoarthritis of the Knee CPG. The writing panel considered this initial list and other indications based on their clinical expertise and selected the most clinically relevant indications (Table 5). The writing panel then defined distinct classes for each indication in order to stratify/categorize the indication (Table 5).

The writing panel organized these indications into a matrix of clinical scenarios that addressed all combinations of the classifications. The writing panel was given the opportunity to remove any scenarios that rarely occur in clinical practice, but agreed that all scenarios were clinically relevant. The major clinical decision making indications chosen by the writing panel divided the matrix of clinical scenarios into chapters, as follows: Function-Limiting Pain, Range of Motion Extension/Flexion, Ligamentous Instability (not to include antalgic giving way), Pattern of Arthritic Involvement, Imaging (joint space in the most involved compartment), Limb Alignment, Mechanical Symptoms, and Age ([Table 5](#)).

CREATING DEFINITIONS AND ASSUMPTIONS

The AUC for Non-Arthroplasty Treatment of Osteoarthritis of the Knee writing panel constructed concise and explicit definitions for the indications and classifications. This standardization helped ensure the way that the writing panel defined function-limiting pain, range of motion extension/flexion, ligamentous instability (not to include antalgic giving way), pattern of arthritic involvement, imaging (joint space in the most involved compartment), limb alignment, mechanical symptoms, and age was consistent among those reading the clinical scenario matrix or the final criteria. Definitions drew explicit boundaries when possible and were based on standard medical practice or existing literature.

Additionally, the writing panel formulated a list of general assumptions in order to provide more consistent interpretations of a scenario (see [Assumptions of the Writing Panel](#)). These assumptions differed from definitions in that they identified circumstances that exist outside of the control of the clinical decision making process.

Assumptions also addressed the use of existing published literature regarding the effectiveness of treatment and/or the procedural skill level of physicians. Additionally, assumptions highlighted intrinsic methods described in this document such as the role of cost considerations in rating appropriateness or the validity of the definition of appropriateness. The main goal of assumptions was to focus scenarios so that they apply to the average patient presenting to an average physician at an average facility.¹

The definitions and assumptions should provide all readers with a common starting point in interpreting the clinical scenarios. This list of definitions and assumptions accompanied the matrix of clinical scenarios in all stages of the development of this AUC and appears in the Assumptions of the Writing Panel section of this document.

VOTING PANEL MODIFICATIONS TO WRITING PANEL MATERIALS

At the start of the in-person voting panel meeting, the voting panel was reminded that they have the ability to amend the original writing panel materials if the amendments resulted in more clinically relevant and practical criteria. In order to amend the original materials, the voting panel members were instructed that a member must make a motion to amend and another member must “second” that motion, after which a vote is conducted. If a majority of voting panel members voted “yes” to amend the original materials, the amendments were accepted.

The voting panel opted to make the following amendments/additions to the original AUC materials:

- 1) Clarify within the [Assumptions Section](#) that the arthroplasty and SNRI is not addressed within this AUC.
- 2) Add “predominantly” before “one compartment” within the “Pattern of Arthritic Involvement” [Patient Chapter](#).
- 3) Revise “Varus or valgus mal-alignment” to “Varus, Valgus and/or Patellofemoral mal-alignment” within the “Limb Alignment” [Patient Chapter](#).
- 4) Add the following definition to further define those patients who have mechanical symptoms: “Symptoms include locking, catching, buckling, or giving way of the knee. Patients may also experience new onset or a change in their knee pain and knee range of motion as well as the development of new or increased knee effusion.”
- 5) The original [treatments list](#) combined Tramadol and narcotic medicines; however, the voting panel agreed that these two treatments should be separated and voted on independently.
- 6) For the [treatment option](#) titled, “Narcotic medicine for refractory pain (oral or transcutaneous opioids)”, the voting panel voted to add the following definition: “Monitored, intermittent, or low dose in conjunction with other therapies.”
- 7) The [treatment option](#) now titled, “Realignment osteotomy” was amended by the voting panel from “Valgus producing proximal tibial osteotomy with symptomatic medial compartment osteoarthritis of the knee or distal femoral osteotomy for valgus deformity.”

LITERATURE REVIEW

Concurrent with the writing panel developing the criteria, the AAOS Evidence-Based Medicine Unit undertook a literature review based on the results of the [AAOS Clinical Practice Guideline on Treatment of Osteoarthritis of the Knee](#) and all literature published after the release of the clinical practice guideline related to the treatment of osteoarthritis of the knee. This literature review informed the decisions relevant to the indications identified by the writing panel when they were available and necessary. The literature review also considered lower quality evidence when the best available evidence (i.e. randomized control trials) did not contain information relevant to the clinical scenarios. The full results of the literature review can be reviewed by visiting the AAOS PEER (Presentation and Evaluation of Evidence-Based Research) Tool at <http://aaos.webauthor.com/go/peer/>.

AAOS published the Treatment of Osteoarthritis of the Knee Evidence-Based Guideline 2nd Edition on May 18, 2013. There was strong evidence to not recommend the following three treatments for patients with symptomatic osteoarthritis of the knee: acupuncture, glucosamine and chondroitin, and hyaluronic acid. Therefore, these treatments were excluded from the AAOS Appropriate Use Criteria.

REVIEWING SCENARIOS

After the writing panel developed the scenarios, the AUC for Non-Arthroplasty Treatment of Osteoarthritis of the Knee review panel reviewed the proposed chapters in order to ensure that they were representative of patients and scenarios clinicians are likely to encounter. The review panel was comprised of both orthopaedic surgeons who routinely perform treatments for osteoarthritis of the knee and other specialties that may refer patients with osteoarthritis of the knee to a specialist. No member of this panel participated in the writing panel's initial development of the scenarios or participated in the voting panel's appropriateness rating of the scenarios.

Review panel members considered the lists of scenarios, definitions, assumptions, and the literature review associated with each scenario. Each independent reviewer suggested potential modifications to the content or structure of the lists and literature review. The writing panel provided the final determination of modifications to the indications, scenarios, assumptions, and literature review that would be included in the materials sent to the voting panel.

DETERMINING APPROPRIATENESS VOTING PANEL

A multidisciplinary panel of clinicians was assembled to determine the appropriateness of treatments for osteoarthritis of the knee. This group consisted of approximately 50% specialists and 50% non-specialists. Two non-voting moderators, who are orthopaedic surgeons but are not specialists in the treatment of osteoarthritis of the knee, facilitated the voting panel. The moderators were familiar with the methods and procedures of AAOS Appropriate Use Criteria and led the panel (as non-voters) in discussions. Additionally, no member of the voting panel was involved in the development (writing panel) or independent review (review panel) of the scenarios.

The voting panel used a modified Delphi procedure to determine appropriateness ratings. The voting panel participated in two rounds of voting while considering evidence-based information provided in the literature review. While cost is often a relevant consideration, panelists focused their appropriateness ratings on the effectiveness of treatment for osteoarthritis of the knee.

RATING APPROPRIATENESS

When rating the appropriateness of a scenario, the voting panel considered the following definition:

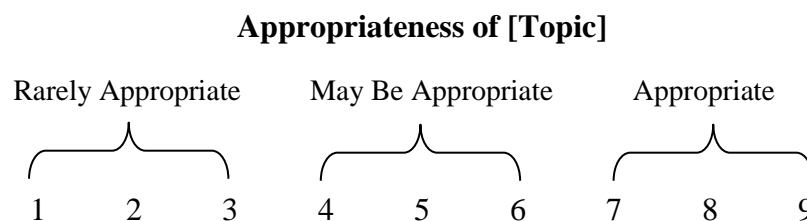
“An appropriate treatment for osteoarthritis of the knee is one for which the treatment **is** generally acceptable, **is** a reasonable approach for the indication, and **is** likely to improve the patient’s health outcomes or survival.”

They then rated each scenario using their best clinical judgment, taking into consideration the available evidence, for an average patient presenting to an average physician at an average facility as follows:

Table 1 Interpreting the 9-Point Appropriateness Scale

Rating	Explanation
7-9	Appropriate: Appropriate for the indication provided, meaning treatment is generally acceptable and is a reasonable approach for the indication and is likely to improve the patient’s health outcomes or survival.
4-6	May Be Appropriate: Uncertain for the indication provided, meaning treatment may be acceptable and may be a reasonable approach for the indication, but with uncertainty implying that more research and/or patient information is needed to further classify the indication.
1-3	Rarely Appropriate: Rarely an appropriate option for management of patients in this population due to the lack of a clear benefit/risk advantage; rarely an effective option for individual care plans; exceptions should have documentation of the clinical reasons for proceeding with this care option (i.e. procedure is not generally acceptable and is not generally reasonable for the indication).

Each panelist uses the scale below to record their response for each scenario:



ROUND ONE VOTING

The first round of voting occurred after completion of the independent review of the scenarios by the review panel and approval of the final indications, scenarios, and assumptions by the writing panel. The voting panel rated the scenarios electronically using a personalized ballot created by AAOS staff using the AAOS AUC Electronic Ballot Tool. There was no interaction between panel members while completing the first round of voting. Panelists considered the following materials:

- The instructions for rating appropriateness
- The completed literature review, that is appropriately referenced when evidence is available for a scenario
- The list of indications, definitions, and assumptions, to ensure consistency in the interpretation of the clinical scenarios

ROUND TWO VOTING

The second round of voting occurred after the in-person voting panel meeting on October 18th, 2013. Before the in-person meeting started, each panelist received a personalized document that included their first round ratings along with summarized results of the first-round ratings that resulted in disagreement. These results indicated the frequency of ratings for a scenario for all panelists. The document contained no identifying information for other panelists' ratings. The moderator also used a document that summarized the results of the panelists' first round voting. These personalized documents served as the basis for discussions of scenarios which resulted in disagreement.

During the discussion, the voting panel members were allowed to record a new rating for any scenarios if they were persuaded to do so by the discussion or the evidence. Additionally, voting panel members were allowed to submit any amended ratings (i.e. second round ratings) until November 6th, 2013. After the final ratings were submitted, AAOS staff used the AAOS AUC Electronic Ballot Tool to export the median values and level of agreement for all voting items. There was no attempt to obtain consensus among the panel members.

FINAL RATINGS

Using the median value of the second round ratings, AAOS staff determined the final levels of appropriateness. Disagreement among raters can affect the final rating. Agreement and disagreement were determined using the BIOMED definitions of Agreement and Disagreement, as reported in the RAND/UCLA Appropriate Method User's Manual ², for a panel of 14-16 voting members (see Table 2 below). For this panel size, disagreement is defined as when ≥ 5 members' appropriateness ratings fell within the appropriate (7-9) and rarely appropriate (1-3) ranges for any scenario (i.e. ≥ 5 members' ratings fell between 1-3 and ≥ 5 members' ratings fell between 7-9 on any given scenario and its treatment). If there is still disagreement in the voting panel ratings after the second round of voting, that voting item is labeled as "5" regardless of median score. Agreement is defined as ≤ 4 panelists rated outside of the 3-point range containing the median.

Table 2 Defining Agreement and Disagreement for Appropriateness Ratings

Panel Size	<u>Disagreement</u>	<u>Agreement</u>
	Number of panelists rating in each extreme (1-3 and 7-9)	Number of panelists rating outside the 3-point region containing the median (1-3, 4-6, 7-9)
8,9,10	≥ 3	≤ 2
11,12,13	≥ 4	≤ 3
14,15,16	≥ 5	≤ 4

Adapted from RAM¹

The classifications in the table below determined final levels of appropriateness.

Table 3 Interpreting Final Ratings of Criteria

Level of Appropriateness	Description
Appropriate	<ul style="list-style-type: none">• Median panel rating between 7-9 and no disagreement
May Be Appropriate	<ul style="list-style-type: none">• Median panel rating between 4-6 or• Median panel rating 1-9 with disagreement
Rarely Appropriate	<ul style="list-style-type: none">• Median panel rating between 1-3 and no disagreement

REVISION PLANS

These criteria represent a cross-sectional view of current use of treatments for osteoarthritis of the knee and may become outdated as new evidence becomes available or clinical decision making indicators are improved. In accordance with the standards of the National Guideline Clearinghouse, AAOS will update or withdraw these criteria in five years. AAOS will issue updates in accordance with new evidence, changing practice, rapidly emerging treatment options, and new technology.

DISSEMINATING APPROPRIATE USE CRITERIA

Publication of the Appropriate Use Criteria (AUC) document is on the AAOS website at [<http://www.aaos.org/auc>]. This document provides interested readers with full documentation about the development of Appropriate Use Criteria and further details of the criteria ratings.

AUCs are first announced by an Academy press release and then published on the AAOS website. AUC summaries are published in the *AAOS Now* and the *Journal of the American Academy of Orthopaedic Surgeons (JAAOS)*. In addition, the Academy's Annual Meeting showcases the AUCs on Academy Row and at Scientific Exhibits.

The dissemination efforts of AUC include web-based mobile applications, webinars, online modules for the Orthopaedic Knowledge Online website, radio media tours, and media briefings. In addition AUCs are also promoted in relevant Continuing Medical Education (CME) courses and distributed at the AAOS Resource Center.

Other dissemination efforts outside of the AAOS include submitting AUCs to the National Guideline Clearinghouse and to other medical specialty societies' meetings.

III. PATIENT INDICATIONS AND TREATMENTS

INDICATIONS

Table 4 Patient Indications and Classifications

Indication	Classification(s)
Function-Limiting Pain	<ul style="list-style-type: none"> a. Function-limiting pain at moderate to long distances (walking moderate to long distances greater than ¼ mile) b. Function-limiting pain at short distances (limiting activity to two city blocks, the equivalent to walking the length of a shopping mall) c. Pain at rest or night
Range of Motion Extension/Flexion	<ul style="list-style-type: none"> a. Full range of extension/flexion b. Lack of full extension (> 5 degree flexion contracture) and/or flexion < 110 degrees
Ligamentous Instability (not to include analgic giving way)	<ul style="list-style-type: none"> a. No ligamentous instability b. Ligamentous instability
Pattern of arthritic involvement (medial tibiofemoral, lateral tibiofemoral or patellofemoral)	<ul style="list-style-type: none"> a. Predominantly one compartment b. More than one compartment
Imaging (joint space in most involved compartment)	<ul style="list-style-type: none"> a. Mild to moderate – Joint space narrowing as visible on imaging (without complete loss of joint space) b. Severe (complete loss of joint space)
Limb Alignment	<ul style="list-style-type: none"> a. Normal Alignment b. Varus/valgus and/or patellofemoral mal-alignment
Mechanical Symptoms (compatible with Meniscal Tear or Loose Body)	<ul style="list-style-type: none"> a. Yes b. No
Age	<ul style="list-style-type: none"> a. Young b. Middle-aged c. Elderly

TREATMENTS

Table 5 Treatments Addressed Within This AUC

-
- Self-management programs including lower extremity and core strengthening, and low-impact aerobic exercises; engage in physical activity consistent with national guidelines, along with patient education about activity modification and the variable progression of the disease
 - Prescribed Physical Therapy which may include: range of motion, strengthening, aerobic exercise program, appropriate use of ambulatory aids, neuromuscular education, or other common modalities
 - Hinged knee brace and/or unloading brace (varus or valgus)
 - Nonsteroidal anti-inflammatory drugs (NSAIDs; oral or topical)
 - Narcotic medicine for refractory pain (oral or transcutaneous opioids) - Monitored, intermittent or low dose in conjunction with other therapies
 - Tramadol
 - Acetaminophen
 - Intraarticular corticosteroids
 - Arthroscopic partial meniscectomy or loose body removal
 - Realignment osteotomy
-

IV. RESULTS OF APPROPRIATENESS RATINGS

For a user-friendly version of these appropriate use criteria and the supporting literature review findings, please access our AUC web-based application at www.aaos.org/aucapp. To view the interactive literature review used for this AUC, please click the following link: [Interactive Literature Review](#).

Web-Based AUC Application Screenshot

Indication Profile	Treatment Recommendations
Function-Limiting Pain i <input checked="" type="radio"/> Function-Limiting Pain at Moderate to Long Distances <input type="radio"/> Function-Limiting Pain at Short Distances <input type="radio"/> Pain at Rest or Night	<input checked="" type="checkbox"/> + Self-Management Programs 9
Range of Motion Extension/Flexion <input checked="" type="radio"/> Full Range of Extension/ Flexion <input type="radio"/> Lack of Full Extension (> 5 degree flexion contracture) and/or Flexion (< 110 degrees)	<input checked="" type="checkbox"/> + Prescribed Physical Therapy 7
Ligamentous Instability (not to include antalgic giving way) <input checked="" type="radio"/> No Ligamentous Instability <input type="radio"/> Ligamentous Instability	<input checked="" type="checkbox"/> + Nonsteroidal anti-inflammatory drugs 8
Pattern of Arthritic Involvement <input type="radio"/> Arthritic Involvement Predominantly in One Compartment <input checked="" type="radio"/> Arthritic Involvement in More than One Compartment	<input checked="" type="checkbox"/> Acetaminophen 7
Imaging (joint space most involved compartment) <input type="radio"/> Mild to Moderate Joint Space Narrowing <input checked="" type="radio"/> Severe Joint Space Narrowing	<input type="checkbox"/> Hinged Knee Brace and/or Unloading Brace 5
Limb Alignment <input type="radio"/> Limb Alignment - No Varus/Valgus/Patellofemoral Deformity <input checked="" type="radio"/> Limb Alignment - Varus/Valgus and/or Patellofemoral mal-alignment	<input type="checkbox"/> Intraarticular Corticosteroids 6
Mechanical Symptoms Compatible with Meniscal Tear or Loose Body? <input checked="" type="radio"/> Mechanical Symptoms Present <input type="radio"/> Mechanical Symptoms Absent	<input type="checkbox"/> Arthroscopic Partial Meniscectomy or Loose Body Removal 5
Age <input checked="" type="radio"/> Young <input type="radio"/> Middle-Aged <input type="radio"/> Elderly	<input checked="" type="checkbox"/> Realignment Osteotomy 3
<input type="button" value="Submit"/>	<input type="button" value="Print"/>

[Click Here to Access the AUC App!](#)

Results

The following Appropriate Use Criteria tables contain the final appropriateness ratings assigned by the sixteen members of the voting panel. Patient characteristics are found under the column titled “Scenario”. The Appropriate Use Criteria for each patient scenario can be found within each of the 10 treatment rows. These criteria are formatted by appropriateness labels (i.e. “R”=Rarely Appropriate, “M”=May Be Appropriate, and “A”=Appropriate), median rating, and + or - indicating agreement or disagreement amongst the voting panel, respectively.

Out of 5760 total voting items (i.e. 576 patient scenarios x 10 treatments), 3041 (53%) voting items were rated as “Appropriate”, 1698 (29%) voting items were rated as “May Be Appropriate”, and 1021 (18%) voting items were rated as “Rarely Appropriate” (Figure 1 & Figure 2). Additionally, the voting panel members were in agreement on 2048 (36%) voting items and were in disagreement on 184 (3%) voting items. There were three treatments which the voting panel had at least one disagreement: Hinged Knee Brace and/or Unloading Brace (73/576 within treatment voting items with disagreement), Arthroscopic Partial Meniscectomy or Loose Body Removal (95/576 within treatment voting items with disagreement), and Realignment Osteotomy (16/576 within treatment voting items with disagreement). For a within treatment breakdown of appropriateness ratings, please refer to Figure 3.

Figure 2 Breakdown of Appropriateness Ratings

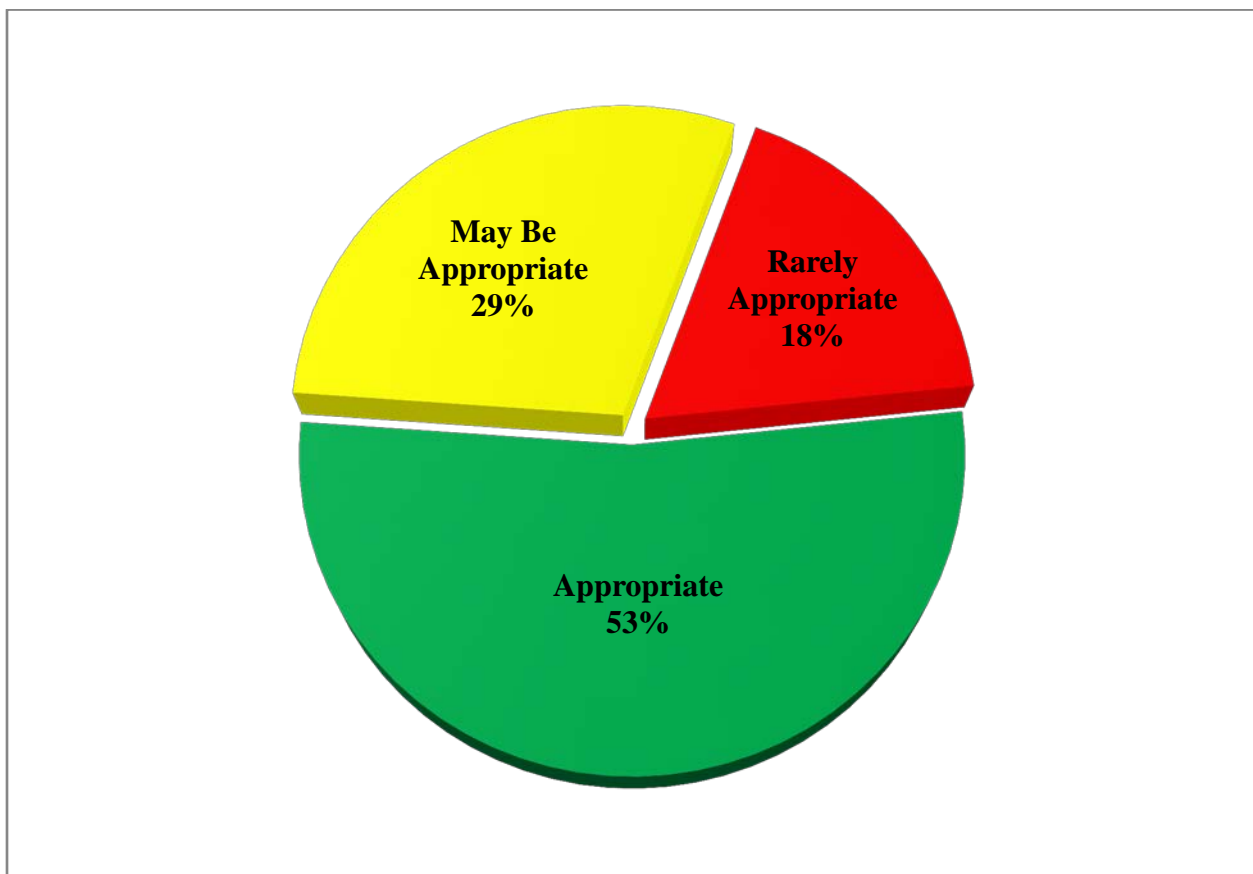


Figure 3 Percent of Appropriate Ratings by Total Number of Voting Items

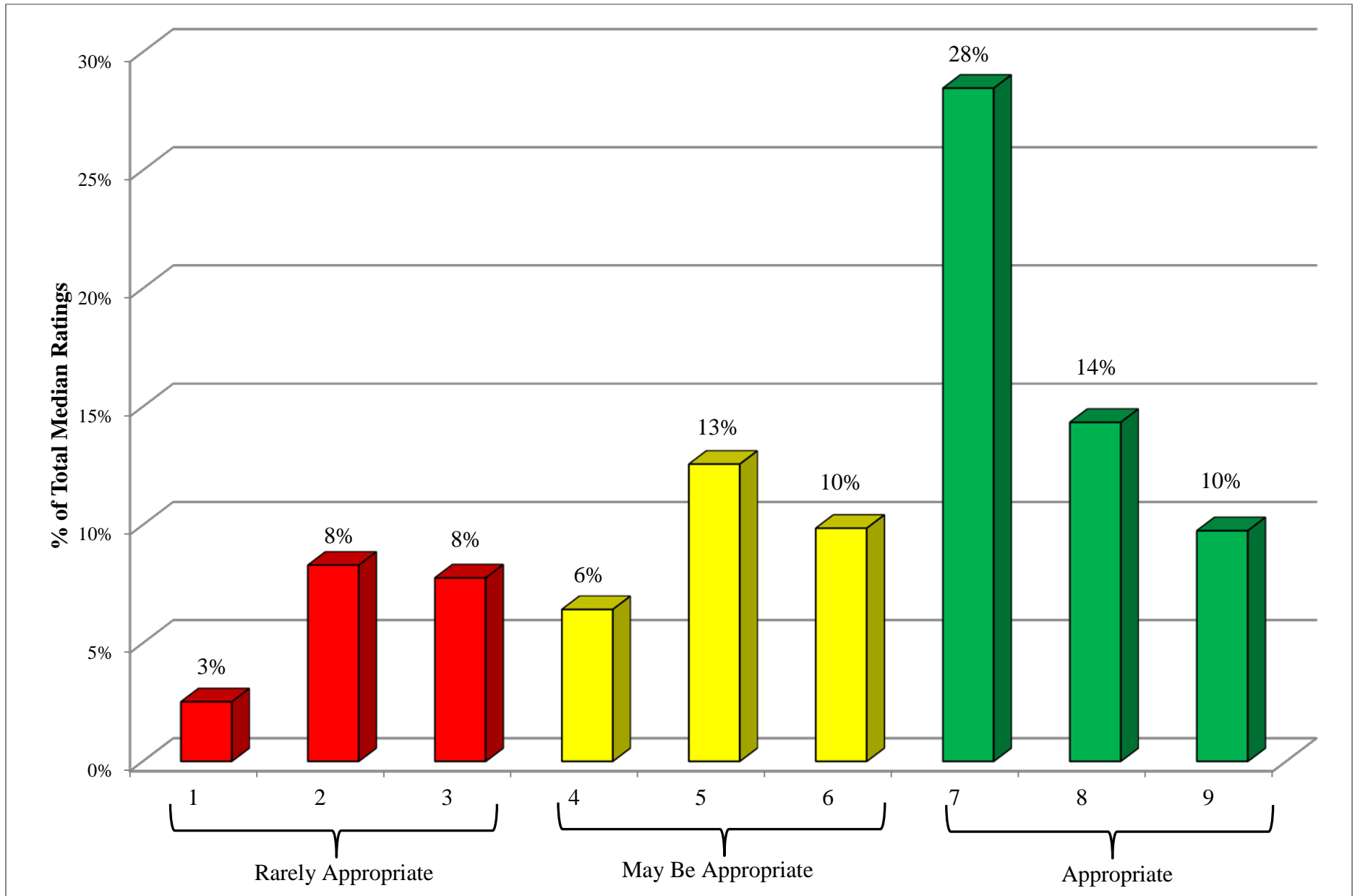
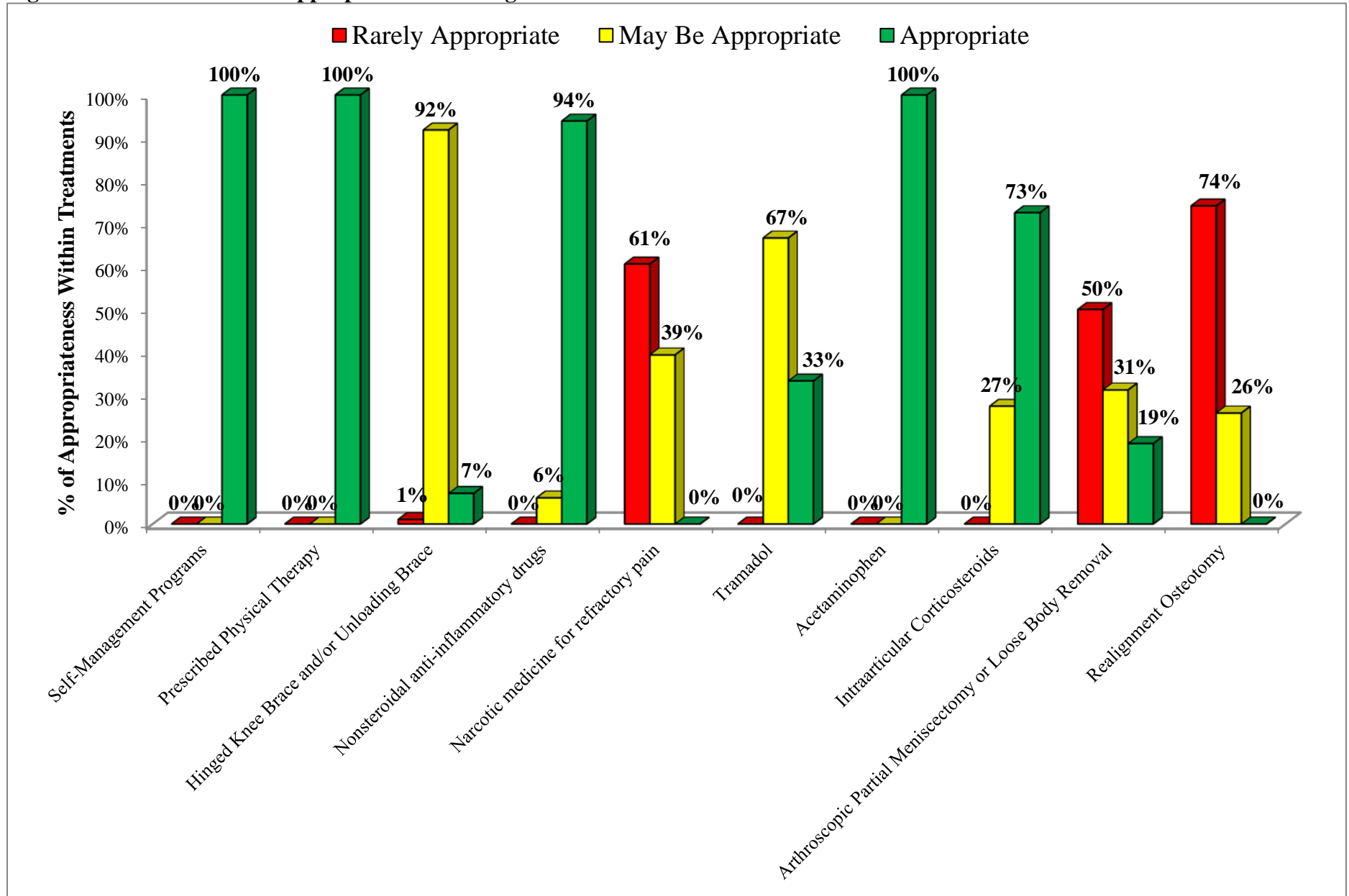


Figure 4 Within Treatment Appropriateness Ratings



APPROPRIATE USE CRITERIA FOR NON-ARTHROPLASTY TREATMENT OF OSTEOARTHRITIS OF THE KNEE

Interpreting the AUC tables:

- R = Rarely Appropriate, M = May Be Appropriate, A = Appropriate
- Numbers under “Median” column indicate the median rating of voting panel
- A plus symbol (+) indicates agreement between voting panel members and a minus symbol (-) indicates disagreement between voting panel members

Scenario 1:	Treatment	Appropriateness	Median	Agreement
Function-Limiting Pain at Moderate to Long Distances, Full Range of Extension/ Flexion, No Ligamentous Instability, Arthritic Involvement Predominantly in One Compartment, Mild to Moderate Joint Space Narrowing, Limb Alignment - No Varus/Valgus/Patellofemoral Deformity, Mechanical Symptoms Present, Young	Self-Management Programs	A	9	+
	Prescribed Physical Therapy	A	7	
	Hinged Knee Brace and/or Unloading Brace	M	4	
	Nonsteroidal anti-inflammatory drugs	A	8	+
	Narcotic medicine for refractory pain	R	3	
	Tramadol	M	5	
	Acetaminophen	A	7	
	Intraarticular Corticosteroids	M	5	
	Arthroscopic Partial Meniscectomy or Loose Body Removal	M	5	-
	Realignment Osteotomy	R	1	

Scenario 2:	Treatment	Appropriateness	Median	Agreement
Function-Limiting Pain at Moderate to Long Distances, Full Range of Extension/ Flexion, No Ligamentous Instability, Arthritic Involvement Predominantly in One Compartment, Mild to Moderate Joint Space Narrowing, Limb Alignment - No Varus/Valgus/Patellofemoral Deformity, Mechanical Symptoms Present, Middle-Aged	Self-Management Programs	A	9	+
	Prescribed Physical Therapy	A	7	+
	Hinged Knee Brace and/or Unloading Brace	M	4	
	Nonsteroidal anti-inflammatory drugs	A	8	+
	Narcotic medicine for refractory pain	R	3	+
	Tramadol	M	5	
	Acetaminophen	A	7	
	Intraarticular Corticosteroids	M	6	
	Arthroscopic Partial Meniscectomy or Loose Body Removal	M	6	
	Realignment Osteotomy	R	1	+

Scenario 3:	Treatment	Appropriateness	Median	Agreement
Function-Limiting Pain at Moderate to Long Distances, Full Range of Extension/ Flexion, No Ligamentous Instability, Arthritic Involvement Predominantly in One Compartment, Mild to Moderate Joint Space Narrowing, Limb Alignment - No Varus/Valgus/Patellofemoral Deformity, Mechanical Symptoms Present, Elderly	Self-Management Programs	A	9	+
	Prescribed Physical Therapy	A	8	+
	Hinged Knee Brace and/or Unloading Brace	M	4	
	Nonsteroidal anti-inflammatory drugs	A	7	
	Narcotic medicine for refractory pain	R	3	
	Tramadol	M	5	
	Acetaminophen	A	7	
	Intraarticular Corticosteroids	M	6	
	Arthroscopic Partial Meniscectomy or Loose Body Removal	M	6	
	Realignment Osteotomy	R	1	+

Scenario 4:	Treatment	Appropriateness	Median	Agreement
Function-Limiting Pain at Moderate to Long Distances, Full Range of Extension/ Flexion, No Ligamentous Instability, Arthritic Involvement Predominantly in One Compartment, Mild to Moderate Joint Space Narrowing, Limb Alignment - No Varus/Valgus/Patellofemoral Deformity, Mechanical Symptoms Absent, Young	Self-Management Programs	A	9	+
	Prescribed Physical Therapy	A	7	+
	Hinged Knee Brace and/or Unloading Brace	M	4	
	Nonsteroidal anti-inflammatory drugs	A	8	+
	Narcotic medicine for refractory pain	R	3	
	Tramadol	M	5	
	Acetaminophen	A	7	
	Intraarticular Corticosteroids	M	5	
	Arthroscopic Partial Meniscectomy or Loose Body Removal	R	1	+
	Realignment Osteotomy	R	2	

Scenario 5:	Treatment	Appropriateness	Median	Agreement
Function-Limiting Pain at Moderate to Long Distances, Full Range of Extension/ Flexion, No Ligamentous Instability, Arthritic Involvement Predominantly in One Compartment, Mild to Moderate Joint Space Narrowing, Limb Alignment - No Varus/Valgus/Patellofemoral Deformity, Mechanical Symptoms Absent, Middle-Aged	Self-Management Programs	A	9	+
	Prescribed Physical Therapy	A	7	+
	Hinged Knee Brace and/or Unloading Brace	R	3	
	Nonsteroidal anti-inflammatory drugs	A	7	+
	Narcotic medicine for refractory pain	R	3	+
	Tramadol	M	5	
	Acetaminophen	A	7	
	Intraarticular Corticosteroids	M	5	
	Arthroscopic Partial Meniscectomy or Loose Body Removal	R	1	+
	Realignment Osteotomy	R	1	+

Scenario 6:	Treatment	Appropriateness	Median	Agreement
Function-Limiting Pain at Moderate to Long Distances, Full Range of Extension/ Flexion, No Ligamentous Instability, Arthritic Involvement Predominantly in One Compartment, Mild to Moderate Joint Space Narrowing, Limb Alignment - No Varus/Valgus/Patellofemoral Deformity, Mechanical Symptoms Absent, Elderly	Self-Management Programs	A	9	+
	Prescribed Physical Therapy	A	7	+
	Hinged Knee Brace and/or Unloading Brace	M	4	
	Nonsteroidal anti-inflammatory drugs	A	7	
	Narcotic medicine for refractory pain	R	3	
	Tramadol	M	5	
	Acetaminophen	A	7	
	Intraarticular Corticosteroids	M	5	
	Arthroscopic Partial Meniscectomy or Loose Body Removal	R	1	+
	Realignment Osteotomy	R	1	+

Scenario 7:	Treatment	Appropriateness	Median	Agreement
Function-Limiting Pain at Moderate to Long Distances, Full Range of Extension/ Flexion, No Ligamentous Instability, Arthritic Involvement Predominantly in One Compartment, Mild to Moderate Joint Space Narrowing, Limb Alignment - Varus/Valgus and/or Patellofemoral mal-alignment, Mechanical Symptoms Present, Young	Self-Management Programs	A	9	+
	Prescribed Physical Therapy	A	8	+
	Hinged Knee Brace and/or Unloading Brace	M	6	
	Nonsteroidal anti-inflammatory drugs	A	8	+
	Narcotic medicine for refractory pain	M	4	
	Tramadol	M	5	
	Acetaminophen	A	7	
	Intraarticular Corticosteroids	M	6	
	Arthroscopic Partial Meniscectomy or Loose Body Removal	M	6	
	Realignment Osteotomy	M	5	

Scenario 8:	Treatment	Appropriateness	Median	Agreement
Function-Limiting Pain at Moderate to Long Distances, Full Range of Extension/ Flexion, No Ligamentous Instability, Arthritic Involvement Predominantly in One Compartment, Mild to Moderate Joint Space Narrowing, Limb Alignment - Varus/Valgus and/or Patellofemoral mal-alignment, Mechanical Symptoms Present, Middle-Aged	Self-Management Programs	A	9	+
	Prescribed Physical Therapy	A	8	+
	Hinged Knee Brace and/or Unloading Brace	M	6	
	Nonsteroidal anti-inflammatory drugs	A	7	+
	Narcotic medicine for refractory pain	R	3	
	Tramadol	M	5	
	Acetaminophen	A	7	
	Intraarticular Corticosteroids	M	6	
	Arthroscopic Partial Meniscectomy or Loose Body Removal	M	6	
	Realignment Osteotomy	M	5	-

Scenario 9:	Treatment	Appropriateness	Median	Agreement
Function-Limiting Pain at Moderate to Long Distances, Full Range of Extension/ Flexion, No Ligamentous Instability, Arthritic Involvement Predominantly in One Compartment, Mild to Moderate Joint Space Narrowing, Limb Alignment - Varus/Valgus and/or Patellofemoral mal-alignment, Mechanical Symptoms Present, Elderly	Self-Management Programs	A	9	+
	Prescribed Physical Therapy	A	8	+
	Hinged Knee Brace and/or Unloading Brace	M	5	
	Nonsteroidal anti-inflammatory drugs	A	7	
	Narcotic medicine for refractory pain	R	3	
	Tramadol	M	5	
	Acetaminophen	A	7	
	Intraarticular Corticosteroids	M	6	
	Arthroscopic Partial Meniscectomy or Loose Body Removal	M	5	
	Realignment Osteotomy	M	4	

Scenario 10:	Treatment	Appropriateness	Median	Agreement
Function-Limiting Pain at Moderate to Long Distances, Full Range of Extension/ Flexion, No Ligamentous Instability, Arthritic Involvement Predominantly in One Compartment, Mild to Moderate Joint Space Narrowing, Limb Alignment - Varus/Valgus and/or Patellofemoral mal-alignment, Mechanical Symptoms Absent, Young	Self-Management Programs	A	9	+
	Prescribed Physical Therapy	A	7	+
	Hinged Knee Brace and/or Unloading Brace	M	6	
	Nonsteroidal anti-inflammatory drugs	A	8	+
	Narcotic medicine for refractory pain	M	4	
	Tramadol	M	5	
	Acetaminophen	A	7	
	Intraarticular Corticosteroids	M	5	
	Arthroscopic Partial Meniscectomy or Loose Body Removal	R	2	+
	Realignment Osteotomy	M	5	-

Scenario 11:	Treatment	Appropriateness	Median	Agreement
Function-Limiting Pain at Moderate to Long Distances, Full Range of Extension/ Flexion, No Ligamentous Instability, Arthritic Involvement Predominantly in One Compartment, Mild to Moderate Joint Space Narrowing, Limb Alignment - Varus/Valgus and/or Patellofemoral mal-alignment, Mechanical Symptoms Absent, Middle-Aged	Self-Management Programs	A	9	+
	Prescribed Physical Therapy	A	7	+
	Hinged Knee Brace and/or Unloading Brace	M	5	
	Nonsteroidal anti-inflammatory drugs	A	7	+
	Narcotic medicine for refractory pain	R	3	
	Tramadol	M	5	
	Acetaminophen	A	7	
	Intraarticular Corticosteroids	A	7	
	Arthroscopic Partial Meniscectomy or Loose Body Removal	R	2	+
	Realignment Osteotomy	M	5	-

Scenario 12:	Treatment	Appropriateness	Median	Agreement
Function-Limiting Pain at Moderate to Long Distances, Full Range of Extension/ Flexion, No Ligamentous Instability, Arthritic Involvement Predominantly in One Compartment, Mild to Moderate Joint Space Narrowing, Limb Alignment - Varus/Valgus and/or Patellofemoral mal-alignment, Mechanical Symptoms Absent, Elderly	Self-Management Programs	A	9	+
	Prescribed Physical Therapy	A	8	+
	Hinged Knee Brace and/or Unloading Brace	M	5	
	Nonsteroidal anti-inflammatory drugs	A	7	
	Narcotic medicine for refractory pain	R	3	
	Tramadol	M	5	
	Acetaminophen	A	7	
	Intraarticular Corticosteroids	M	6	
	Arthroscopic Partial Meniscectomy or Loose Body Removal	R	2	+
	Realignment Osteotomy	R	3	

Scenario 13:	Treatment	Appropriateness	Median	Agreement
Function-Limiting Pain at Moderate to Long Distances, Full Range of Extension/ Flexion, No Ligamentous Instability, Arthritic Involvement Predominantly in One Compartment, Severe Joint Space Narrowing, Limb Alignment - No Varus/Valgus/Patellofemoral Deformity, Mechanical Symptoms Present, Young	Self-Management Programs	A	9	+
	Prescribed Physical Therapy	A	7	+
	Hinged Knee Brace and/or Unloading Brace	M	5	
	Nonsteroidal anti-inflammatory drugs	A	8	+
	Narcotic medicine for refractory pain	R	3	
	Tramadol	M	5	
	Acetaminophen	A	7	
	Intraarticular Corticosteroids	M	6	
	Arthroscopic Partial Meniscectomy or Loose Body Removal	M	5	-
	Realignment Osteotomy	R	3	

Scenario 14:	Treatment	Appropriateness	Median	Agreement
Function-Limiting Pain at Moderate to Long Distances, Full Range of Extension/ Flexion, No Ligamentous Instability, Arthritic Involvement Predominantly in One Compartment, Severe Joint Space Narrowing, Limb Alignment - No Varus/Valgus/Patellofemoral Deformity, Mechanical Symptoms Present, Middle-Aged	Self-Management Programs	A	9	+
	Prescribed Physical Therapy	A	7	
	Hinged Knee Brace and/or Unloading Brace	M	5	
	Nonsteroidal anti-inflammatory drugs	A	8	+
	Narcotic medicine for refractory pain	R	3	+
	Tramadol	M	5	
	Acetaminophen	A	7	
	Intraarticular Corticosteroids	A	7	
	Arthroscopic Partial Meniscectomy or Loose Body Removal	M	5	-
	Realignment Osteotomy	R	3	

Scenario 15:	Treatment	Appropriateness	Median	Agreement
Function-Limiting Pain at Moderate to Long Distances, Full Range of Extension/ Flexion, No Ligamentous Instability, Arthritic Involvement Predominantly in One Compartment, Severe Joint Space Narrowing, Limb Alignment - No Varus/Valgus/Patellofemoral Deformity, Mechanical Symptoms Present, Elderly	Self-Management Programs	A	8	+
	Prescribed Physical Therapy	A	7	+
	Hinged Knee Brace and/or Unloading Brace	M	5	
	Nonsteroidal anti-inflammatory drugs	A	7	
	Narcotic medicine for refractory pain	M	4	
	Tramadol	M	5	
	Acetaminophen	A	7	
	Intraarticular Corticosteroids	A	7	
	Arthroscopic Partial Meniscectomy or Loose Body Removal	M	5	-
	Realignment Osteotomy	R	2	+

Scenario 16:	Treatment	Appropriateness	Median	Agreement
Function-Limiting Pain at Moderate to Long Distances, Full Range of Extension/ Flexion, No Ligamentous Instability, Arthritic Involvement Predominantly in One Compartment, Severe Joint Space Narrowing, Limb Alignment - No Varus/Valgus/Patellofemoral Deformity, Mechanical Symptoms Absent, Young	Self-Management Programs	A	9	+
	Prescribed Physical Therapy	A	8	+
	Hinged Knee Brace and/or Unloading Brace	M	5	-
	Nonsteroidal anti-inflammatory drugs	A	8	+
	Narcotic medicine for refractory pain	R	3	
	Tramadol	M	5	
	Acetaminophen	A	7	
	Intraarticular Corticosteroids	M	6	
	Arthroscopic Partial Meniscectomy or Loose Body Removal	R	2	+
	Realignment Osteotomy	R	2	

Scenario 17:	Treatment	Appropriateness	Median	Agreement
Function-Limiting Pain at Moderate to Long Distances, Full Range of Extension/ Flexion, No Ligamentous Instability, Arthritic Involvement Predominantly in One Compartment, Severe Joint Space Narrowing, Limb Alignment - No Varus/Valgus/Patellofemoral Deformity, Mechanical Symptoms Absent, Middle-Aged	Self-Management Programs	A	9	+
	Prescribed Physical Therapy	A	8	+
	Hinged Knee Brace and/or Unloading Brace	M	5	-
	Nonsteroidal anti-inflammatory drugs	A	7	+
	Narcotic medicine for refractory pain	R	3	+
	Tramadol	M	5	
	Acetaminophen	A	7	
	Intraarticular Corticosteroids	A	7	
	Arthroscopic Partial Meniscectomy or Loose Body Removal	R	2	+
	Realignment Osteotomy	R	3	

Scenario 18:	Treatment	Appropriateness	Median	Agreement
Function-Limiting Pain at Moderate to Long Distances, Full Range of Extension/ Flexion, No Ligamentous Instability, Arthritic Involvement Predominantly in One Compartment, Severe Joint Space Narrowing, Limb Alignment - No Varus/Valgus/Patellofemoral Deformity, Mechanical Symptoms Absent, Elderly	Self-Management Programs	A	9	+
	Prescribed Physical Therapy	A	8	+
	Hinged Knee Brace and/or Unloading Brace	M	4	
	Nonsteroidal anti-inflammatory drugs	M	6	
	Narcotic medicine for refractory pain	R	3	
	Tramadol	M	5	
	Acetaminophen	A	7	
	Intraarticular Corticosteroids	A	7	
	Arthroscopic Partial Meniscectomy or Loose Body Removal	R	2	+
	Realignment Osteotomy	R	2	

Scenario 19:	Treatment	Appropriateness	Median	Agreement
Function-Limiting Pain at Moderate to Long Distances, Full Range of Extension/ Flexion, No Ligamentous Instability, Arthritic Involvement Predominantly in One Compartment, Severe Joint Space Narrowing, Limb Alignment - Varus/Valgus and/or Patellofemoral mal-alignment, Mechanical Symptoms Present, Young	Self-Management Programs	A	9	+
	Prescribed Physical Therapy	A	7	+
	Hinged Knee Brace and/or Unloading Brace	A	7	
	Nonsteroidal anti-inflammatory drugs	A	8	+
	Narcotic medicine for refractory pain	M	4	
	Tramadol	M	5	
	Acetaminophen	A	7	
	Intraarticular Corticosteroids	M	6	
	Arthroscopic Partial Meniscectomy or Loose Body Removal	M	5	-
	Realignment Osteotomy	M	6	

Scenario 20:	Treatment	Appropriateness	Median	Agreement
Function-Limiting Pain at Moderate to Long Distances, Full Range of Extension/ Flexion, No Ligamentous Instability, Arthritic Involvement Predominantly in One Compartment, Severe Joint Space Narrowing, Limb Alignment - Varus/Valgus and/or Patellofemoral mal-alignment, Mechanical Symptoms Present, Middle-Aged	Self-Management Programs	A	9	+
	Prescribed Physical Therapy	A	7	
	Hinged Knee Brace and/or Unloading Brace	A	7	
	Nonsteroidal anti-inflammatory drugs	A	7	+
	Narcotic medicine for refractory pain	R	3	
	Tramadol	M	5	
	Acetaminophen	A	7	
	Intraarticular Corticosteroids	A	7	
	Arthroscopic Partial Meniscectomy or Loose Body Removal	M	5	-
	Realignment Osteotomy	M	5	-

Scenario 21:	Treatment	Appropriateness	Median	Agreement
Function-Limiting Pain at Moderate to Long Distances, Full Range of Extension/ Flexion, No Ligamentous Instability, Arthritic Involvement Predominantly in One Compartment, Severe Joint Space Narrowing, Limb Alignment - Varus/Valgus and/or Patellofemoral mal-alignment, Mechanical Symptoms Present, Elderly	Self-Management Programs	A	9	+
	Prescribed Physical Therapy	A	8	+
	Hinged Knee Brace and/or Unloading Brace	M	6	
	Nonsteroidal anti-inflammatory drugs	A	7	
	Narcotic medicine for refractory pain	M	4	
	Tramadol	M	5	
	Acetaminophen	A	7	
	Intraarticular Corticosteroids	A	7	
	Arthroscopic Partial Meniscectomy or Loose Body Removal	M	6	
	Realignment Osteotomy	R	3	

Scenario 22:	Treatment	Appropriateness	Median	Agreement
Function-Limiting Pain at Moderate to Long Distances, Full Range of Extension/ Flexion, No Ligamentous Instability, Arthritic Involvement Predominantly in One Compartment, Severe Joint Space Narrowing, Limb Alignment - Varus/Valgus and/or Patellofemoral mal-alignment, Mechanical Symptoms Absent, Young	Self-Management Programs	A	9	+
	Prescribed Physical Therapy	A	8	+
	Hinged Knee Brace and/or Unloading Brace	M	5	
	Nonsteroidal anti-inflammatory drugs	A	8	+
	Narcotic medicine for refractory pain	M	4	
	Tramadol	M	5	
	Acetaminophen	A	7	
	Intraarticular Corticosteroids	M	6	
	Arthroscopic Partial Meniscectomy or Loose Body Removal	R	3	+
	Realignment Osteotomy	M	6	

Scenario 23:	Treatment	Appropriateness	Median	Agreement
Function-Limiting Pain at Moderate to Long Distances, Full Range of Extension/ Flexion, No Ligamentous Instability, Arthritic Involvement Predominantly in One Compartment, Severe Joint Space Narrowing, Limb Alignment - Varus/Valgus and/or Patellofemoral mal-alignment, Mechanical Symptoms Absent, Middle-Aged	Self-Management Programs	A	9	+
	Prescribed Physical Therapy	A	8	+
	Hinged Knee Brace and/or Unloading Brace	M	6	
	Nonsteroidal anti-inflammatory drugs	A	8	+
	Narcotic medicine for refractory pain	M	4	
	Tramadol	M	5	
	Acetaminophen	A	7	
	Intraarticular Corticosteroids	A	8	
	Arthroscopic Partial Meniscectomy or Loose Body Removal	R	2	+
	Realignment Osteotomy	M	5	-

Scenario 24:	Treatment	Appropriateness	Median	Agreement
Function-Limiting Pain at Moderate to Long Distances, Full Range of Extension/ Flexion, No Ligamentous Instability, Arthritic Involvement Predominantly in One Compartment, Severe Joint Space Narrowing, Limb Alignment - Varus/Valgus and/or Patellofemoral mal-alignment, Mechanical Symptoms Absent, Elderly	Self-Management Programs	A	9	+
	Prescribed Physical Therapy	A	8	+
	Hinged Knee Brace and/or Unloading Brace	M	6	
	Nonsteroidal anti-inflammatory drugs	A	7	
	Narcotic medicine for refractory pain	M	4	
	Tramadol	M	5	
	Acetaminophen	A	7	
	Intraarticular Corticosteroids	A	7	
	Arthroscopic Partial Meniscectomy or Loose Body Removal	R	2	+
	Realignment Osteotomy	R	3	

Scenario 25:	Treatment	Appropriateness	Median	Agreement
Function-Limiting Pain at Moderate to Long Distances, Full Range of Extension/ Flexion, No Ligamentous Instability, Arthritic Involvement in More than One Compartment, Mild to Moderate Joint Space Narrowing, Limb Alignment - No Varus/Valgus/Patellofemoral Deformity, Mechanical Symptoms Present, Young	Self-Management Programs	A	9	+
	Prescribed Physical Therapy	A	8	+
	Hinged Knee Brace and/or Unloading Brace	M	4	
	Nonsteroidal anti-inflammatory drugs	A	8	+
	Narcotic medicine for refractory pain	R	2	+
	Tramadol	M	5	
	Acetaminophen	A	7	
	Intraarticular Corticosteroids	M	5	
	Arthroscopic Partial Meniscectomy or Loose Body Removal	M	6	
	Realignment Osteotomy	R	1	+

Scenario 26:	Treatment	Appropriateness	Median	Agreement
Function-Limiting Pain at Moderate to Long Distances, Full Range of Extension/ Flexion, No Ligamentous Instability, Arthritic Involvement in More than One Compartment, Mild to Moderate Joint Space Narrowing, Limb Alignment - No Varus/Valgus/Patellofemoral Deformity, Mechanical Symptoms Present, Middle-Aged	Self-Management Programs	A	9	+
	Prescribed Physical Therapy	A	7	+
	Hinged Knee Brace and/or Unloading Brace	M	4	
	Nonsteroidal anti-inflammatory drugs	A	7	+
	Narcotic medicine for refractory pain	R	3	+
	Tramadol	M	4	
	Acetaminophen	A	7	
	Intraarticular Corticosteroids	M	6	
	Arthroscopic Partial Meniscectomy or Loose Body Removal	M	6	
	Realignment Osteotomy	R	1	+

Scenario 27:	Treatment	Appropriateness	Median	Agreement
Function-Limiting Pain at Moderate to Long Distances, Full Range of Extension/ Flexion, No Ligamentous Instability, Arthritic Involvement in More than One Compartment, Mild to Moderate Joint Space Narrowing, Limb Alignment - No Varus/Valgus/Patellofemoral Deformity, Mechanical Symptoms Present, Elderly	Self-Management Programs	A	9	+
	Prescribed Physical Therapy	A	8	+
	Hinged Knee Brace and/or Unloading Brace	M	4	
	Nonsteroidal anti-inflammatory drugs	M	6	
	Narcotic medicine for refractory pain	R	3	
	Tramadol	M	5	
	Acetaminophen	A	7	
	Intraarticular Corticosteroids	A	7	
	Arthroscopic Partial Meniscectomy or Loose Body Removal	M	6	
	Realignment Osteotomy	R	1	+

Scenario 28:	Treatment	Appropriateness	Median	Agreement
Function-Limiting Pain at Moderate to Long Distances, Full Range of Extension/ Flexion, No Ligamentous Instability, Arthritic Involvement in More than One Compartment, Mild to Moderate Joint Space Narrowing, Limb Alignment - No Varus/Valgus/Patellofemoral Deformity, Mechanical Symptoms Absent, Young	Self-Management Programs	A	9	+
	Prescribed Physical Therapy	A	7	+
	Hinged Knee Brace and/or Unloading Brace	R	3	
	Nonsteroidal anti-inflammatory drugs	A	8	+
	Narcotic medicine for refractory pain	R	2	+
	Tramadol	M	5	
	Acetaminophen	A	7	
	Intraarticular Corticosteroids	M	6	
	Arthroscopic Partial Meniscectomy or Loose Body Removal	R	1	+
	Realignment Osteotomy	R	1	+

Scenario 29:	Treatment	Appropriateness	Median	Agreement
Function-Limiting Pain at Moderate to Long Distances, Full Range of Extension/ Flexion, No Ligamentous Instability, Arthritic Involvement in More than One Compartment, Mild to Moderate Joint Space Narrowing, Limb Alignment - No Varus/Valgus/Patellofemoral Deformity, Mechanical Symptoms Absent, Middle-Aged	Self-Management Programs	A	9	+
	Prescribed Physical Therapy	A	7	+
	Hinged Knee Brace and/or Unloading Brace	R	3	
	Nonsteroidal anti-inflammatory drugs	A	7	+
	Narcotic medicine for refractory pain	R	3	+
	Tramadol	M	4	
	Acetaminophen	A	7	
	Intraarticular Corticosteroids	A	7	
	Arthroscopic Partial Meniscectomy or Loose Body Removal	R	2	+
	Realignment Osteotomy	R	1	+

Scenario 30:	Treatment	Appropriateness	Median	Agreement
Function-Limiting Pain at Moderate to Long Distances, Full Range of Extension/ Flexion, No Ligamentous Instability, Arthritic Involvement in More than One Compartment, Mild to Moderate Joint Space Narrowing, Limb Alignment - No Varus/Valgus/Patellofemoral Deformity, Mechanical Symptoms Absent, Elderly	Self-Management Programs	A	9	+
	Prescribed Physical Therapy	A	7	+
	Hinged Knee Brace and/or Unloading Brace	R	3	
	Nonsteroidal anti-inflammatory drugs	A	7	
	Narcotic medicine for refractory pain	R	3	
	Tramadol	M	5	
	Acetaminophen	A	7	
	Intraarticular Corticosteroids	A	7	
	Arthroscopic Partial Meniscectomy or Loose Body Removal	R	2	+
	Realignment Osteotomy	R	1	+

Scenario 31:	Treatment	Appropriateness	Median	Agreement
Function-Limiting Pain at Moderate to Long Distances, Full Range of Extension/ Flexion, No Ligamentous Instability, Arthritic Involvement in More than One Compartment, Mild to Moderate Joint Space Narrowing, Limb Alignment - Varus/Valgus and/or Patellofemoral mal-alignment, Mechanical Symptoms Present, Young	Self-Management Programs	A	9	+
	Prescribed Physical Therapy	A	7	+
	Hinged Knee Brace and/or Unloading Brace	M	5	-
	Nonsteroidal anti-inflammatory drugs	A	8	+
	Narcotic medicine for refractory pain	R	2	+
	Tramadol	M	4	
	Acetaminophen	A	7	
	Intraarticular Corticosteroids	M	5	
	Arthroscopic Partial Meniscectomy or Loose Body Removal	M	6	
	Realignment Osteotomy	M	4	

Scenario 32:	Treatment	Appropriateness	Median	Agreement
Function-Limiting Pain at Moderate to Long Distances, Full Range of Extension/ Flexion, No Ligamentous Instability, Arthritic Involvement in More than One Compartment, Mild to Moderate Joint Space Narrowing, Limb Alignment - Varus/Valgus and/or Patellofemoral mal-alignment, Mechanical Symptoms Present, Middle-Aged	Self-Management Programs	A	9	+
	Prescribed Physical Therapy	A	8	+
	Hinged Knee Brace and/or Unloading Brace	M	5	
	Nonsteroidal anti-inflammatory drugs	A	7	+
	Narcotic medicine for refractory pain	R	2	+
	Tramadol	M	4	
	Acetaminophen	A	7	
	Intraarticular Corticosteroids	A	7	
	Arthroscopic Partial Meniscectomy or Loose Body Removal	M	6	
	Realignment Osteotomy	R	3	

Scenario 33:	Treatment	Appropriateness	Median	Agreement
Function-Limiting Pain at Moderate to Long Distances, Full Range of Extension/ Flexion, No Ligamentous Instability, Arthritic Involvement in More than One Compartment, Mild to Moderate Joint Space Narrowing, Limb Alignment - Varus/Valgus and/or Patellofemoral mal-alignment, Mechanical Symptoms Present, Elderly	Self-Management Programs	A	9	+
	Prescribed Physical Therapy	A	8	+
	Hinged Knee Brace and/or Unloading Brace	M	5	-
	Nonsteroidal anti-inflammatory drugs	A	7	
	Narcotic medicine for refractory pain	R	2	
	Tramadol	M	5	
	Acetaminophen	A	7	
	Intraarticular Corticosteroids	A	7	
	Arthroscopic Partial Meniscectomy or Loose Body Removal	M	6	
	Realignment Osteotomy	R	3	

Scenario 34:	Treatment	Appropriateness	Median	Agreement
Function-Limiting Pain at Moderate to Long Distances, Full Range of Extension/ Flexion, No Ligamentous Instability, Arthritic Involvement in More than One Compartment, Mild to Moderate Joint Space Narrowing, Limb Alignment - Varus/Valgus and/or Patellofemoral mal-alignment, Mechanical Symptoms Absent, Young	Self-Management Programs	A	9	+
	Prescribed Physical Therapy	A	7	+
	Hinged Knee Brace and/or Unloading Brace	M	5	
	Nonsteroidal anti-inflammatory drugs	A	8	+
	Narcotic medicine for refractory pain	R	2	+
	Tramadol	M	4	
	Acetaminophen	A	7	
	Intraarticular Corticosteroids	M	5	
	Arthroscopic Partial Meniscectomy or Loose Body Removal	R	2	+
	Realignment Osteotomy	M	4	

Scenario 35:	Treatment	Appropriateness	Median	Agreement
Function-Limiting Pain at Moderate to Long Distances, Full Range of Extension/ Flexion, No Ligamentous Instability, Arthritic Involvement in More than One Compartment, Mild to Moderate Joint Space Narrowing, Limb Alignment - Varus/Valgus and/or Patellofemoral mal-alignment, Mechanical Symptoms Absent, Middle-Aged	Self-Management Programs	A	9	+
	Prescribed Physical Therapy	A	7	+
	Hinged Knee Brace and/or Unloading Brace	M	5	
	Nonsteroidal anti-inflammatory drugs	A	7	+
	Narcotic medicine for refractory pain	R	2	+
	Tramadol	M	4	
	Acetaminophen	A	7	
	Intraarticular Corticosteroids	A	7	
	Arthroscopic Partial Meniscectomy or Loose Body Removal	R	2	
	Realignment Osteotomy	R	3	

Scenario 36:	Treatment	Appropriateness	Median	Agreement
Function-Limiting Pain at Moderate to Long Distances, Full Range of Extension/ Flexion, No Ligamentous Instability, Arthritic Involvement in More than One Compartment, Mild to Moderate Joint Space Narrowing, Limb Alignment - Varus/Valgus and/or Patellofemoral mal-alignment, Mechanical Symptoms Absent, Elderly	Self-Management Programs	A	9	+
	Prescribed Physical Therapy	A	8	+
	Hinged Knee Brace and/or Unloading Brace	M	5	
	Nonsteroidal anti-inflammatory drugs	A	7	
	Narcotic medicine for refractory pain	R	2	
	Tramadol	M	5	
	Acetaminophen	A	7	
	Intraarticular Corticosteroids	A	7	
	Arthroscopic Partial Meniscectomy or Loose Body Removal	R	2	+
	Realignment Osteotomy	R	3	

Scenario 37:	Treatment	Appropriateness	Median	Agreement
Function-Limiting Pain at Moderate to Long Distances, Full Range of Extension/ Flexion, No Ligamentous Instability, Arthritic Involvement in More than One Compartment, Severe Joint Space Narrowing, Limb Alignment - No Varus/Valgus/Patellofemoral Deformity, Mechanical Symptoms Present, Young	Self-Management Programs	A	9	+
	Prescribed Physical Therapy	A	8	+
	Hinged Knee Brace and/or Unloading Brace	M	4	
	Nonsteroidal anti-inflammatory drugs	A	8	+
	Narcotic medicine for refractory pain	R	2	+
	Tramadol	M	5	
	Acetaminophen	A	7	
	Intraarticular Corticosteroids	M	6	
	Arthroscopic Partial Meniscectomy or Loose Body Removal	M	5	-
	Realignment Osteotomy	R	1	+

Scenario 38:	Treatment	Appropriateness	Median	Agreement
Function-Limiting Pain at Moderate to Long Distances, Full Range of Extension/ Flexion, No Ligamentous Instability, Arthritic Involvement in More than One Compartment, Severe Joint Space Narrowing, Limb Alignment - No Varus/Valgus/Patellofemoral Deformity, Mechanical Symptoms Present, Middle-Aged	Self-Management Programs	A	9	+
	Prescribed Physical Therapy	A	7	+
	Hinged Knee Brace and/or Unloading Brace	M	4	
	Nonsteroidal anti-inflammatory drugs	A	7	+
	Narcotic medicine for refractory pain	R	3	+
	Tramadol	M	5	
	Acetaminophen	A	7	
	Intraarticular Corticosteroids	A	7	
	Arthroscopic Partial Meniscectomy or Loose Body Removal	M	5	-
	Realignment Osteotomy	R	1	+

Scenario 39:	Treatment	Appropriateness	Median	Agreement
Function-Limiting Pain at Moderate to Long Distances, Full Range of Extension/ Flexion, No Ligamentous Instability, Arthritic Involvement in More than One Compartment, Severe Joint Space Narrowing, Limb Alignment - No Varus/Valgus/Patellofemoral Deformity, Mechanical Symptoms Present, Elderly	Self-Management Programs	A	9	+
	Prescribed Physical Therapy	A	7	+
	Hinged Knee Brace and/or Unloading Brace	M	4	
	Nonsteroidal anti-inflammatory drugs	M	6	
	Narcotic medicine for refractory pain	R	3	
	Tramadol	M	5	
	Acetaminophen	A	7	
	Intraarticular Corticosteroids	A	7	
	Arthroscopic Partial Meniscectomy or Loose Body Removal	M	5	-
	Realignment Osteotomy	R	1	+

Scenario 40:	Treatment	Appropriateness	Median	Agreement
Function-Limiting Pain at Moderate to Long Distances, Full Range of Extension/ Flexion, No Ligamentous Instability, Arthritic Involvement in More than One Compartment, Severe Joint Space Narrowing, Limb Alignment - No Varus/Valgus/Patellofemoral Deformity, Mechanical Symptoms Absent, Young	Self-Management Programs	A	9	+
	Prescribed Physical Therapy	A	8	+
	Hinged Knee Brace and/or Unloading Brace	M	4	
	Nonsteroidal anti-inflammatory drugs	A	8	+
	Narcotic medicine for refractory pain	R	2	+
	Tramadol	M	5	
	Acetaminophen	A	7	
	Intraarticular Corticosteroids	M	5	
	Arthroscopic Partial Meniscectomy or Loose Body Removal	R	1	+
	Realignment Osteotomy	R	1	+

Scenario 41:	Treatment	Appropriateness	Median	Agreement
Function-Limiting Pain at Moderate to Long Distances, Full Range of Extension/ Flexion, No Ligamentous Instability, Arthritic Involvement in More than One Compartment, Severe Joint Space Narrowing, Limb Alignment - No Varus/Valgus/Patellofemoral Deformity, Mechanical Symptoms Absent, Middle-Aged	Self-Management Programs	A	9	+
	Prescribed Physical Therapy	A	7	+
	Hinged Knee Brace and/or Unloading Brace	R	3	
	Nonsteroidal anti-inflammatory drugs	A	7	+
	Narcotic medicine for refractory pain	R	3	+
	Tramadol	M	5	
	Acetaminophen	A	7	
	Intraarticular Corticosteroids	A	7	
	Arthroscopic Partial Meniscectomy or Loose Body Removal	R	2	+
	Realignment Osteotomy	R	1	+

Scenario 42:	Treatment	Appropriateness	Median	Agreement
Function-Limiting Pain at Moderate to Long Distances, Full Range of Extension/ Flexion, No Ligamentous Instability, Arthritic Involvement in More than One Compartment, Severe Joint Space Narrowing, Limb Alignment - No Varus/Valgus/Patellofemoral Deformity, Mechanical Symptoms Absent, Elderly	Self-Management Programs	A	9	+
	Prescribed Physical Therapy	A	8	+
	Hinged Knee Brace and/or Unloading Brace	R	3	
	Nonsteroidal anti-inflammatory drugs	M	6	
	Narcotic medicine for refractory pain	R	3	
	Tramadol	M	5	
	Acetaminophen	A	7	
	Intraarticular Corticosteroids	A	8	
	Arthroscopic Partial Meniscectomy or Loose Body Removal	R	2	+
	Realignment Osteotomy	R	1	+

Scenario 43:	Treatment	Appropriateness	Median	Agreement
Function-Limiting Pain at Moderate to Long Distances, Full Range of Extension/ Flexion, No Ligamentous Instability, Arthritic Involvement in More than One Compartment, Severe Joint Space Narrowing, Limb Alignment - Varus/Valgus and/or Patellofemoral mal-alignment, Mechanical Symptoms Present, Young	Self-Management Programs	A	9	+
	Prescribed Physical Therapy	A	7	+
	Hinged Knee Brace and/or Unloading Brace	M	5	-
	Nonsteroidal anti-inflammatory drugs	A	8	+
	Narcotic medicine for refractory pain	R	2	+
	Tramadol	M	4	
	Acetaminophen	A	7	
	Intraarticular Corticosteroids	M	6	
	Arthroscopic Partial Meniscectomy or Loose Body Removal	M	5	
	Realignment Osteotomy	M	4	

Scenario 44:	Treatment	Appropriateness	Median	Agreement
Function-Limiting Pain at Moderate to Long Distances, Full Range of Extension/ Flexion, No Ligamentous Instability, Arthritic Involvement in More than One Compartment, Severe Joint Space Narrowing, Limb Alignment - Varus/Valgus and/or Patellofemoral mal-alignment, Mechanical Symptoms Present, Middle-Aged	Self-Management Programs	A	9	+
	Prescribed Physical Therapy	A	7	+
	Hinged Knee Brace and/or Unloading Brace	M	5	-
	Nonsteroidal anti-inflammatory drugs	A	7	
	Narcotic medicine for refractory pain	R	3	+
	Tramadol	M	4	
	Acetaminophen	A	7	
	Intraarticular Corticosteroids	A	7	
	Arthroscopic Partial Meniscectomy or Loose Body Removal	M	6	
	Realignment Osteotomy	R	3	

Scenario 45:	Treatment	Appropriateness	Median	Agreement
Function-Limiting Pain at Moderate to Long Distances, Full Range of Extension/ Flexion, No Ligamentous Instability, Arthritic Involvement in More than One Compartment, Severe Joint Space Narrowing, Limb Alignment - Varus/Valgus and/or Patellofemoral mal-alignment, Mechanical Symptoms Present, Elderly	Self-Management Programs	A	9	+
	Prescribed Physical Therapy	A	7	+
	Hinged Knee Brace and/or Unloading Brace	M	5	-
	Nonsteroidal anti-inflammatory drugs	A	7	
	Narcotic medicine for refractory pain	R	3	
	Tramadol	M	5	
	Acetaminophen	A	7	
	Intraarticular Corticosteroids	A	7	
	Arthroscopic Partial Meniscectomy or Loose Body Removal	M	5	
	Realignment Osteotomy	R	3	

Scenario 46:	Treatment	Appropriateness	Median	Agreement
Function-Limiting Pain at Moderate to Long Distances, Full Range of Extension/ Flexion, No Ligamentous Instability, Arthritic Involvement in More than One Compartment, Severe Joint Space Narrowing, Limb Alignment - Varus/Valgus and/or Patellofemoral mal-alignment, Mechanical Symptoms Absent, Young	Self-Management Programs	A	9	+
	Prescribed Physical Therapy	A	8	+
	Hinged Knee Brace and/or Unloading Brace	M	5	
	Nonsteroidal anti-inflammatory drugs	A	8	+
	Narcotic medicine for refractory pain	R	2	+
	Tramadol	M	4	
	Acetaminophen	A	7	
	Intraarticular Corticosteroids	M	6	
	Arthroscopic Partial Meniscectomy or Loose Body Removal	R	2	+
	Realignment Osteotomy	M	4	

Scenario 47:	Treatment	Appropriateness	Median	Agreement
Function-Limiting Pain at Moderate to Long Distances, Full Range of Extension/ Flexion, No Ligamentous Instability, Arthritic Involvement in More than One Compartment, Severe Joint Space Narrowing, Limb Alignment - Varus/Valgus and/or Patellofemoral mal-alignment, Mechanical Symptoms Absent, Middle-Aged	Self-Management Programs	A	9	+
	Prescribed Physical Therapy	A	8	+
	Hinged Knee Brace and/or Unloading Brace	M	5	
	Nonsteroidal anti-inflammatory drugs	A	7	+
	Narcotic medicine for refractory pain	R	3	+
	Tramadol	M	4	
	Acetaminophen	A	7	
	Intraarticular Corticosteroids	A	8	
	Arthroscopic Partial Meniscectomy or Loose Body Removal	R	2	+
	Realignment Osteotomy	R	3	

Scenario 48:	Treatment	Appropriateness	Median	Agreement
Function-Limiting Pain at Moderate to Long Distances, Full Range of Extension/ Flexion, No Ligamentous Instability, Arthritic Involvement in More than One Compartment, Severe Joint Space Narrowing, Limb Alignment - Varus/Valgus and/or Patellofemoral mal-alignment, Mechanical Symptoms Absent, Elderly	Self-Management Programs	A	9	+
	Prescribed Physical Therapy	A	8	+
	Hinged Knee Brace and/or Unloading Brace	M	5	
	Nonsteroidal anti-inflammatory drugs	A	7	
	Narcotic medicine for refractory pain	R	3	
	Tramadol	M	5	
	Acetaminophen	A	7	
	Intraarticular Corticosteroids	A	8	
	Arthroscopic Partial Meniscectomy or Loose Body Removal	R	2	+
	Realignment Osteotomy	R	2	+

Scenario 49:	Treatment	Appropriateness	Median	Agreement
Function-Limiting Pain at Moderate to Long Distances, Full Range of Extension/ Flexion, Ligamentous Instability, Arthritic Involvement Predominantly in One Compartment, Mild to Moderate Joint Space Narrowing, Limb Alignment - No Varus/Valgus/Patellofemoral Deformity, Mechanical Symptoms Present, Young	Self-Management Programs	A	9	+
	Prescribed Physical Therapy	A	7	+
	Hinged Knee Brace and/or Unloading Brace	M	5	
	Nonsteroidal anti-inflammatory drugs	A	8	+
	Narcotic medicine for refractory pain	R	3	
	Tramadol	M	5	
	Acetaminophen	A	7	
	Intraarticular Corticosteroids	M	6	
	Arthroscopic Partial Meniscectomy or Loose Body Removal	A	7	
	Realignment Osteotomy	R	2	

Scenario 50:	Treatment	Appropriateness	Median	Agreement
Function-Limiting Pain at Moderate to Long Distances, Full Range of Extension/ Flexion, Ligamentous Instability, Arthritic Involvement Predominantly in One Compartment, Mild to Moderate Joint Space Narrowing, Limb Alignment - No Varus/Valgus/Patellofemoral Deformity, Mechanical Symptoms Present, Middle-Aged	Self-Management Programs	A	9	+
	Prescribed Physical Therapy	A	8	+
	Hinged Knee Brace and/or Unloading Brace	M	5	
	Nonsteroidal anti-inflammatory drugs	A	7	+
	Narcotic medicine for refractory pain	R	3	+
	Tramadol	M	5	
	Acetaminophen	A	7	
	Intraarticular Corticosteroids	A	7	
	Arthroscopic Partial Meniscectomy or Loose Body Removal	A	7	
	Realignment Osteotomy	R	2	

Scenario 51:	Treatment	Appropriateness	Median	Agreement
Function-Limiting Pain at Moderate to Long Distances, Full Range of Extension/ Flexion, Ligamentous Instability, Arthritic Involvement Predominantly in One Compartment, Mild to Moderate Joint Space Narrowing, Limb Alignment - No Varus/Valgus/Patellofemoral Deformity, Mechanical Symptoms Present, Elderly	Self-Management Programs	A	8	+
	Prescribed Physical Therapy	A	8	+
	Hinged Knee Brace and/or Unloading Brace	M	5	
	Nonsteroidal anti-inflammatory drugs	A	7	
	Narcotic medicine for refractory pain	R	3	
	Tramadol	M	5	
	Acetaminophen	A	7	
	Intraarticular Corticosteroids	A	7	
	Arthroscopic Partial Meniscectomy or Loose Body Removal	A	7	
	Realignment Osteotomy	R	2	+

Scenario 52:	Treatment	Appropriateness	Median	Agreement
Function-Limiting Pain at Moderate to Long Distances, Full Range of Extension/ Flexion, Ligamentous Instability, Arthritic Involvement Predominantly in One Compartment, Mild to Moderate Joint Space Narrowing, Limb Alignment - No Varus/Valgus/Patellofemoral Deformity, Mechanical Symptoms Absent, Young	Self-Management Programs	A	9	+
	Prescribed Physical Therapy	A	7	+
	Hinged Knee Brace and/or Unloading Brace	M	5	
	Nonsteroidal anti-inflammatory drugs	A	8	+
	Narcotic medicine for refractory pain	R	3	
	Tramadol	M	5	
	Acetaminophen	A	7	
	Intraarticular Corticosteroids	M	5	
	Arthroscopic Partial Meniscectomy or Loose Body Removal	R	2	
	Realignment Osteotomy	R	3	

Scenario 53:	Treatment	Appropriateness	Median	Agreement
Function-Limiting Pain at Moderate to Long Distances, Full Range of Extension/ Flexion, Ligamentous Instability, Arthritic Involvement Predominantly in One Compartment, Mild to Moderate Joint Space Narrowing, Limb Alignment - No Varus/Valgus/Patellofemoral Deformity, Mechanical Symptoms Absent, Middle-Aged	Self-Management Programs	A	9	+
	Prescribed Physical Therapy	A	7	+
	Hinged Knee Brace and/or Unloading Brace	M	5	
	Nonsteroidal anti-inflammatory drugs	A	7	+
	Narcotic medicine for refractory pain	R	3	+
	Tramadol	M	5	
	Acetaminophen	A	7	
	Intraarticular Corticosteroids	M	6	
	Arthroscopic Partial Meniscectomy or Loose Body Removal	R	2	
	Realignment Osteotomy	R	2	

Scenario 54:	Treatment	Appropriateness	Median	Agreement
Function-Limiting Pain at Moderate to Long Distances, Full Range of Extension/ Flexion, Ligamentous Instability, Arthritic Involvement Predominantly in One Compartment, Mild to Moderate Joint Space Narrowing, Limb Alignment - No Varus/Valgus/Patellofemoral Deformity, Mechanical Symptoms Absent, Elderly	Self-Management Programs	A	9	+
	Prescribed Physical Therapy	A	8	+
	Hinged Knee Brace and/or Unloading Brace	M	5	
	Nonsteroidal anti-inflammatory drugs	A	7	
	Narcotic medicine for refractory pain	R	3	
	Tramadol	M	5	
	Acetaminophen	A	7	
	Intraarticular Corticosteroids	A	7	
	Arthroscopic Partial Meniscectomy or Loose Body Removal	R	2	+
	Realignment Osteotomy	R	1	+

Scenario 55:	Treatment	Appropriateness	Median	Agreement
Function-Limiting Pain at Moderate to Long Distances, Full Range of Extension/ Flexion, Ligamentous Instability, Arthritic Involvement Predominantly in One Compartment, Mild to Moderate Joint Space Narrowing, Limb Alignment - Varus/Valgus and/or Patellofemoral mal-alignment, Mechanical Symptoms Present, Young	Self-Management Programs	A	9	+
	Prescribed Physical Therapy	A	8	+
	Hinged Knee Brace and/or Unloading Brace	A	7	
	Nonsteroidal anti-inflammatory drugs	A	8	+
	Narcotic medicine for refractory pain	R	3	
	Tramadol	M	5	
	Acetaminophen	A	7	
	Intraarticular Corticosteroids	M	5	
	Arthroscopic Partial Meniscectomy or Loose Body Removal	M	6	
	Realignment Osteotomy	M	5	-

Scenario 56:	Treatment	Appropriateness	Median	Agreement
Function-Limiting Pain at Moderate to Long Distances, Full Range of Extension/ Flexion, Ligamentous Instability, Arthritic Involvement Predominantly in One Compartment, Mild to Moderate Joint Space Narrowing, Limb Alignment - Varus/Valgus and/or Patellofemoral mal-alignment, Mechanical Symptoms Present, Middle-Aged	Self-Management Programs	A	9	+
	Prescribed Physical Therapy	A	8	+
	Hinged Knee Brace and/or Unloading Brace	A	7	
	Nonsteroidal anti-inflammatory drugs	A	7	+
	Narcotic medicine for refractory pain	R	3	+
	Tramadol	M	4	
	Acetaminophen	A	7	
	Intraarticular Corticosteroids	A	7	
	Arthroscopic Partial Meniscectomy or Loose Body Removal	M	6	
	Realignment Osteotomy	M	4	

Scenario 57:	Treatment	Appropriateness	Median	Agreement
Function-Limiting Pain at Moderate to Long Distances, Full Range of Extension/ Flexion, Ligamentous Instability, Arthritic Involvement Predominantly in One Compartment, Mild to Moderate Joint Space Narrowing, Limb Alignment - Varus/Valgus and/or Patellofemoral mal-alignment, Mechanical Symptoms Present, Elderly	Self-Management Programs	A	9	+
	Prescribed Physical Therapy	A	8	+
	Hinged Knee Brace and/or Unloading Brace	A	7	
	Nonsteroidal anti-inflammatory drugs	A	7	
	Narcotic medicine for refractory pain	R	3	
	Tramadol	M	5	
	Acetaminophen	A	7	
	Intraarticular Corticosteroids	A	7	
	Arthroscopic Partial Meniscectomy or Loose Body Removal	M	6	
	Realignment Osteotomy	R	3	

Scenario 58:	Treatment	Appropriateness	Median	Agreement
Function-Limiting Pain at Moderate to Long Distances, Full Range of Extension/ Flexion, Ligamentous Instability, Arthritic Involvement Predominantly in One Compartment, Mild to Moderate Joint Space Narrowing, Limb Alignment - Varus/Valgus and/or Patellofemoral mal-alignment, Mechanical Symptoms Absent, Young	Self-Management Programs	A	9	+
	Prescribed Physical Therapy	A	8	+
	Hinged Knee Brace and/or Unloading Brace	M	6	
	Nonsteroidal anti-inflammatory drugs	A	8	+
	Narcotic medicine for refractory pain	R	3	
	Tramadol	M	5	
	Acetaminophen	A	7	
	Intraarticular Corticosteroids	M	5	
	Arthroscopic Partial Meniscectomy or Loose Body Removal	R	2	
	Realignment Osteotomy	M	6	

Scenario 59:	Treatment	Appropriateness	Median	Agreement
Function-Limiting Pain at Moderate to Long Distances, Full Range of Extension/ Flexion, Ligamentous Instability, Arthritic Involvement Predominantly in One Compartment, Mild to Moderate Joint Space Narrowing, Limb Alignment - Varus/Valgus and/or Patellofemoral mal-alignment, Mechanical Symptoms Absent, Middle-Aged	Self-Management Programs	A	9	+
	Prescribed Physical Therapy	A	8	+
	Hinged Knee Brace and/or Unloading Brace	M	6	
	Nonsteroidal anti-inflammatory drugs	A	7	+
	Narcotic medicine for refractory pain	R	3	+
	Tramadol	M	4	
	Acetaminophen	A	7	
	Intraarticular Corticosteroids	A	7	
	Arthroscopic Partial Meniscectomy or Loose Body Removal	R	2	
	Realignment Osteotomy	M	5	-

Scenario 60:	Treatment	Appropriateness	Median	Agreement
Function-Limiting Pain at Moderate to Long Distances, Full Range of Extension/ Flexion, Ligamentous Instability, Arthritic Involvement Predominantly in One Compartment, Mild to Moderate Joint Space Narrowing, Limb Alignment - Varus/Valgus and/or Patellofemoral mal-alignment, Mechanical Symptoms Absent, Elderly	Self-Management Programs	A	9	+
	Prescribed Physical Therapy	A	8	+
	Hinged Knee Brace and/or Unloading Brace	M	5	
	Nonsteroidal anti-inflammatory drugs	A	7	
	Narcotic medicine for refractory pain	R	3	
	Tramadol	M	5	
	Acetaminophen	A	7	
	Intraarticular Corticosteroids	A	7	
	Arthroscopic Partial Meniscectomy or Loose Body Removal	R	2	
	Realignment Osteotomy	R	3	

Scenario 61:	Treatment	Appropriateness	Median	Agreement
Function-Limiting Pain at Moderate to Long Distances, Full Range of Extension/ Flexion, Ligamentous Instability, Arthritic Involvement Predominantly in One Compartment, Severe Joint Space Narrowing, Limb Alignment - No Varus/Valgus/Patellofemoral Deformity, Mechanical Symptoms Present, Young	Self-Management Programs	A	9	+
	Prescribed Physical Therapy	A	8	+
	Hinged Knee Brace and/or Unloading Brace	M	5	
	Nonsteroidal anti-inflammatory drugs	A	8	+
	Narcotic medicine for refractory pain	M	4	
	Tramadol	M	5	
	Acetaminophen	A	7	
	Intraarticular Corticosteroids	M	6	
	Arthroscopic Partial Meniscectomy or Loose Body Removal	M	5	-
	Realignment Osteotomy	R	3	

Scenario 62:	Treatment	Appropriateness	Median	Agreement
Function-Limiting Pain at Moderate to Long Distances, Full Range of Extension/ Flexion, Ligamentous Instability, Arthritic Involvement Predominantly in One Compartment, Severe Joint Space Narrowing, Limb Alignment - No Varus/Valgus/Patellofemoral Deformity, Mechanical Symptoms Present, Middle-Aged	Self-Management Programs	A	9	+
	Prescribed Physical Therapy	A	8	+
	Hinged Knee Brace and/or Unloading Brace	M	5	
	Nonsteroidal anti-inflammatory drugs	A	7	+
	Narcotic medicine for refractory pain	R	3	
	Tramadol	M	5	
	Acetaminophen	A	7	
	Intraarticular Corticosteroids	A	7	
	Arthroscopic Partial Meniscectomy or Loose Body Removal	M	5	-
	Realignment Osteotomy	R	3	

Scenario 63:	Treatment	Appropriateness	Median	Agreement
Function-Limiting Pain at Moderate to Long Distances, Full Range of Extension/ Flexion, Ligamentous Instability, Arthritic Involvement Predominantly in One Compartment, Severe Joint Space Narrowing, Limb Alignment - No Varus/Valgus/Patellofemoral Deformity, Mechanical Symptoms Present, Elderly	Self-Management Programs	A	8	+
	Prescribed Physical Therapy	A	8	+
	Hinged Knee Brace and/or Unloading Brace	M	5	
	Nonsteroidal anti-inflammatory drugs	A	7	
	Narcotic medicine for refractory pain	M	4	
	Tramadol	M	6	
	Acetaminophen	A	7	
	Intraarticular Corticosteroids	A	7	
	Arthroscopic Partial Meniscectomy or Loose Body Removal	M	6	
	Realignment Osteotomy	R	2	+

Scenario 64:	Treatment	Appropriateness	Median	Agreement
Function-Limiting Pain at Moderate to Long Distances, Full Range of Extension/ Flexion, Ligamentous Instability, Arthritic Involvement Predominantly in One Compartment, Severe Joint Space Narrowing, Limb Alignment - No Varus/Valgus/Patellofemoral Deformity, Mechanical Symptoms Absent, Young	Self-Management Programs	A	9	+
	Prescribed Physical Therapy	A	8	+
	Hinged Knee Brace and/or Unloading Brace	M	5	
	Nonsteroidal anti-inflammatory drugs	A	8	+
	Narcotic medicine for refractory pain	M	4	
	Tramadol	M	5	
	Acetaminophen	A	7	
	Intraarticular Corticosteroids	M	5	
	Arthroscopic Partial Meniscectomy or Loose Body Removal	R	2	
	Realignment Osteotomy	R	3	

Scenario 65:	Treatment	Appropriateness	Median	Agreement
Function-Limiting Pain at Moderate to Long Distances, Full Range of Extension/ Flexion, Ligamentous Instability, Arthritic Involvement Predominantly in One Compartment, Severe Joint Space Narrowing, Limb Alignment - No Varus/Valgus/Patellofemoral Deformity, Mechanical Symptoms Absent, Middle-Aged	Self-Management Programs	A	9	+
	Prescribed Physical Therapy	A	8	+
	Hinged Knee Brace and/or Unloading Brace	M	5	
	Nonsteroidal anti-inflammatory drugs	A	8	+
	Narcotic medicine for refractory pain	R	3	
	Tramadol	M	5	
	Acetaminophen	A	7	
	Intraarticular Corticosteroids	A	8	
	Arthroscopic Partial Meniscectomy or Loose Body Removal	R	1	+
	Realignment Osteotomy	R	3	

Scenario 66:	Treatment	Appropriateness	Median	Agreement
Function-Limiting Pain at Moderate to Long Distances, Full Range of Extension/ Flexion, Ligamentous Instability, Arthritic Involvement Predominantly in One Compartment, Severe Joint Space Narrowing, Limb Alignment - No Varus/Valgus/Patellofemoral Deformity, Mechanical Symptoms Absent, Elderly	Self-Management Programs	A	9	+
	Prescribed Physical Therapy	A	8	+
	Hinged Knee Brace and/or Unloading Brace	M	5	
	Nonsteroidal anti-inflammatory drugs	A	7	
	Narcotic medicine for refractory pain	M	4	
	Tramadol	M	6	
	Acetaminophen	A	7	
	Intraarticular Corticosteroids	A	8	
	Arthroscopic Partial Meniscectomy or Loose Body Removal	R	1	+
	Realignment Osteotomy	R	2	+

Scenario 67:	Treatment	Appropriateness	Median	Agreement
Function-Limiting Pain at Moderate to Long Distances, Full Range of Extension/ Flexion, Ligamentous Instability, Arthritic Involvement Predominantly in One Compartment, Severe Joint Space Narrowing, Limb Alignment - Varus/Valgus and/or Patellofemoral mal-alignment, Mechanical Symptoms Present, Young	Self-Management Programs	A	9	+
	Prescribed Physical Therapy	A	8	+
	Hinged Knee Brace and/or Unloading Brace	A	7	
	Nonsteroidal anti-inflammatory drugs	A	8	+
	Narcotic medicine for refractory pain	M	4	
	Tramadol	M	5	
	Acetaminophen	A	7	
	Intraarticular Corticosteroids	M	6	
	Arthroscopic Partial Meniscectomy or Loose Body Removal	A	7	
	Realignment Osteotomy	M	6	

Scenario 68:	Treatment	Appropriateness	Median	Agreement
Function-Limiting Pain at Moderate to Long Distances, Full Range of Extension/ Flexion, Ligamentous Instability, Arthritic Involvement Predominantly in One Compartment, Severe Joint Space Narrowing, Limb Alignment - Varus/Valgus and/or Patellofemoral mal-alignment, Mechanical Symptoms Present, Middle-Aged	Self-Management Programs	A	9	+
	Prescribed Physical Therapy	A	8	+
	Hinged Knee Brace and/or Unloading Brace	M	6	
	Nonsteroidal anti-inflammatory drugs	A	7	+
	Narcotic medicine for refractory pain	M	4	
	Tramadol	M	5	
	Acetaminophen	A	7	
	Intraarticular Corticosteroids	A	7	
	Arthroscopic Partial Meniscectomy or Loose Body Removal	A	7	
	Realignment Osteotomy	M	5	

Scenario 69:	Treatment	Appropriateness	Median	Agreement
Function-Limiting Pain at Moderate to Long Distances, Full Range of Extension/ Flexion, Ligamentous Instability, Arthritic Involvement Predominantly in One Compartment, Severe Joint Space Narrowing, Limb Alignment - Varus/Valgus and/or Patellofemoral mal-alignment, Mechanical Symptoms Present, Elderly	Self-Management Programs	A	9	+
	Prescribed Physical Therapy	A	8	+
	Hinged Knee Brace and/or Unloading Brace	M	6	
	Nonsteroidal anti-inflammatory drugs	A	7	
	Narcotic medicine for refractory pain	M	4	
	Tramadol	M	5	
	Acetaminophen	A	7	
	Intraarticular Corticosteroids	A	8	
	Arthroscopic Partial Meniscectomy or Loose Body Removal	M	6	-
	Realignment Osteotomy	R	2	

Scenario 70:	Treatment	Appropriateness	Median	Agreement
Function-Limiting Pain at Moderate to Long Distances, Full Range of Extension/ Flexion, Ligamentous Instability, Arthritic Involvement Predominantly in One Compartment, Severe Joint Space Narrowing, Limb Alignment - Varus/Valgus and/or Patellofemoral mal-alignment, Mechanical Symptoms Absent, Young	Self-Management Programs	A	9	+
	Prescribed Physical Therapy	A	8	+
	Hinged Knee Brace and/or Unloading Brace	M	6	
	Nonsteroidal anti-inflammatory drugs	A	8	+
	Narcotic medicine for refractory pain	M	4	
	Tramadol	M	5	
	Acetaminophen	A	7	
	Intraarticular Corticosteroids	M	6	
	Arthroscopic Partial Meniscectomy or Loose Body Removal	R	3	
	Realignment Osteotomy	M	6	

Scenario 71:	Treatment	Appropriateness	Median	Agreement
Function-Limiting Pain at Moderate to Long Distances, Full Range of Extension/ Flexion, Ligamentous Instability, Arthritic Involvement Predominantly in One Compartment, Severe Joint Space Narrowing, Limb Alignment - Varus/Valgus and/or Patellofemoral mal-alignment, Mechanical Symptoms Absent, Middle-Aged	Self-Management Programs	A	9	+
	Prescribed Physical Therapy	A	8	+
	Hinged Knee Brace and/or Unloading Brace	M	6	
	Nonsteroidal anti-inflammatory drugs	A	8	+
	Narcotic medicine for refractory pain	M	4	
	Tramadol	M	5	
	Acetaminophen	A	7	
	Intraarticular Corticosteroids	A	8	
	Arthroscopic Partial Meniscectomy or Loose Body Removal	R	2	
	Realignment Osteotomy	M	5	-

Scenario 72:	Treatment	Appropriateness	Median	Agreement
Function-Limiting Pain at Moderate to Long Distances, Full Range of Extension/ Flexion, Ligamentous Instability, Arthritic Involvement Predominantly in One Compartment, Severe Joint Space Narrowing, Limb Alignment - Varus/Valgus and/or Patellofemoral mal-alignment, Mechanical Symptoms Absent, Elderly	Self-Management Programs	A	9	+
	Prescribed Physical Therapy	A	8	+
	Hinged Knee Brace and/or Unloading Brace	M	6	
	Nonsteroidal anti-inflammatory drugs	A	7	
	Narcotic medicine for refractory pain	M	4	
	Tramadol	M	5	
	Acetaminophen	A	7	
	Intraarticular Corticosteroids	A	8	
	Arthroscopic Partial Meniscectomy or Loose Body Removal	R	2	
	Realignment Osteotomy	R	2	

Scenario 73:	Treatment	Appropriateness	Median	Agreement
Function-Limiting Pain at Moderate to Long Distances, Full Range of Extension/ Flexion, Ligamentous Instability, Arthritic Involvement in More than One Compartment, Mild to Moderate Joint Space Narrowing, Limb Alignment - No Varus/Valgus/Patellofemoral Deformity, Mechanical Symptoms Present, Young	Self-Management Programs	A	9	+
	Prescribed Physical Therapy	A	8	+
	Hinged Knee Brace and/or Unloading Brace	M	4	
	Nonsteroidal anti-inflammatory drugs	A	8	+
	Narcotic medicine for refractory pain	R	2	+
	Tramadol	M	5	
	Acetaminophen	A	7	
	Intraarticular Corticosteroids	M	6	
	Arthroscopic Partial Meniscectomy or Loose Body Removal	A	7	
	Realignment Osteotomy	R	2	+

Scenario 74:	Treatment	Appropriateness	Median	Agreement
Function-Limiting Pain at Moderate to Long Distances, Full Range of Extension/ Flexion, Ligamentous Instability, Arthritic Involvement in More than One Compartment, Mild to Moderate Joint Space Narrowing, Limb Alignment - No Varus/Valgus/Patellofemoral Deformity, Mechanical Symptoms Present, Middle-Aged	Self-Management Programs	A	9	+
	Prescribed Physical Therapy	A	8	+
	Hinged Knee Brace and/or Unloading Brace	M	5	
	Nonsteroidal anti-inflammatory drugs	A	7	+
	Narcotic medicine for refractory pain	R	2	+
	Tramadol	M	4	
	Acetaminophen	A	7	
	Intraarticular Corticosteroids	A	7	
	Arthroscopic Partial Meniscectomy or Loose Body Removal	A	7	
	Realignment Osteotomy	R	1	+

Scenario 75:	Treatment	Appropriateness	Median	Agreement
Function-Limiting Pain at Moderate to Long Distances, Full Range of Extension/ Flexion, Ligamentous Instability, Arthritic Involvement in More than One Compartment, Mild to Moderate Joint Space Narrowing, Limb Alignment - No Varus/Valgus/Patellofemoral Deformity, Mechanical Symptoms Present, Elderly	Self-Management Programs	A	9	+
	Prescribed Physical Therapy	A	8	+
	Hinged Knee Brace and/or Unloading Brace	M	5	
	Nonsteroidal anti-inflammatory drugs	A	7	
	Narcotic medicine for refractory pain	R	2	
	Tramadol	M	5	
	Acetaminophen	A	7	
	Intraarticular Corticosteroids	A	7	
	Arthroscopic Partial Meniscectomy or Loose Body Removal	M	6	
	Realignment Osteotomy	R	1	+

Scenario 76:	Treatment	Appropriateness	Median	Agreement
Function-Limiting Pain at Moderate to Long Distances, Full Range of Extension/ Flexion, Ligamentous Instability, Arthritic Involvement in More than One Compartment, Mild to Moderate Joint Space Narrowing, Limb Alignment - No Varus/Valgus/Patellofemoral Deformity, Mechanical Symptoms Absent, Young	Self-Management Programs	A	9	+
	Prescribed Physical Therapy	A	8	+
	Hinged Knee Brace and/or Unloading Brace	M	5	-
	Nonsteroidal anti-inflammatory drugs	A	8	+
	Narcotic medicine for refractory pain	R	3	+
	Tramadol	M	5	
	Acetaminophen	A	7	
	Intraarticular Corticosteroids	M	5	
	Arthroscopic Partial Meniscectomy or Loose Body Removal	R	2	
	Realignment Osteotomy	R	1	+

Scenario 77:	Treatment	Appropriateness	Median	Agreement
Function-Limiting Pain at Moderate to Long Distances, Full Range of Extension/ Flexion, Ligamentous Instability, Arthritic Involvement in More than One Compartment, Mild to Moderate Joint Space Narrowing, Limb Alignment - No Varus/Valgus/Patellofemoral Deformity, Mechanical Symptoms Absent, Middle-Aged	Self-Management Programs	A	9	+
	Prescribed Physical Therapy	A	8	+
	Hinged Knee Brace and/or Unloading Brace	M	4	
	Nonsteroidal anti-inflammatory drugs	A	8	+
	Narcotic medicine for refractory pain	R	3	+
	Tramadol	M	5	
	Acetaminophen	A	7	
	Intraarticular Corticosteroids	A	8	
	Arthroscopic Partial Meniscectomy or Loose Body Removal	R	2	
	Realignment Osteotomy	R	1	+

Scenario 78:	Treatment	Appropriateness	Median	Agreement
Function-Limiting Pain at Moderate to Long Distances, Full Range of Extension/ Flexion, Ligamentous Instability, Arthritic Involvement in More than One Compartment, Mild to Moderate Joint Space Narrowing, Limb Alignment - No Varus/Valgus/Patellofemoral Deformity, Mechanical Symptoms Absent, Elderly	Self-Management Programs	A	9	+
	Prescribed Physical Therapy	A	8	+
	Hinged Knee Brace and/or Unloading Brace	M	4	
	Nonsteroidal anti-inflammatory drugs	M	6	
	Narcotic medicine for refractory pain	R	3	
	Tramadol	M	5	
	Acetaminophen	A	7	
	Intraarticular Corticosteroids	A	7	
	Arthroscopic Partial Meniscectomy or Loose Body Removal	R	2	
	Realignment Osteotomy	R	1	+

Scenario 79:	Treatment	Appropriateness	Median	Agreement
Function-Limiting Pain at Moderate to Long Distances, Full Range of Extension/ Flexion, Ligamentous Instability, Arthritic Involvement in More than One Compartment, Mild to Moderate Joint Space Narrowing, Limb Alignment - Varus/Valgus and/or Patellofemoral mal-alignment, Mechanical Symptoms Present, Young	Self-Management Programs	A	9	+
	Prescribed Physical Therapy	A	8	+
	Hinged Knee Brace and/or Unloading Brace	M	5	
	Nonsteroidal anti-inflammatory drugs	A	8	+
	Narcotic medicine for refractory pain	R	3	+
	Tramadol	M	5	
	Acetaminophen	A	7	
	Intraarticular Corticosteroids	M	6	
	Arthroscopic Partial Meniscectomy or Loose Body Removal	M	6	
	Realignment Osteotomy	M	4	

Scenario 80:	Treatment	Appropriateness	Median	Agreement
Function-Limiting Pain at Moderate to Long Distances, Full Range of Extension/ Flexion, Ligamentous Instability, Arthritic Involvement in More than One Compartment, Mild to Moderate Joint Space Narrowing, Limb Alignment - Varus/Valgus and/or Patellofemoral mal-alignment, Mechanical Symptoms Present, Middle-Aged	Self-Management Programs	A	9	+
	Prescribed Physical Therapy	A	8	+
	Hinged Knee Brace and/or Unloading Brace	M	5	
	Nonsteroidal anti-inflammatory drugs	A	7	+
	Narcotic medicine for refractory pain	R	3	+
	Tramadol	M	4	
	Acetaminophen	A	7	
	Intraarticular Corticosteroids	A	7	
	Arthroscopic Partial Meniscectomy or Loose Body Removal	M	6	
	Realignment Osteotomy	R	3	

Scenario 81:	Treatment	Appropriateness	Median	Agreement
Function-Limiting Pain at Moderate to Long Distances, Full Range of Extension/ Flexion, Ligamentous Instability, Arthritic Involvement in More than One Compartment, Mild to Moderate Joint Space Narrowing, Limb Alignment - Varus/Valgus and/or Patellofemoral mal-alignment, Mechanical Symptoms Present, Elderly	Self-Management Programs	A	9	+
	Prescribed Physical Therapy	A	8	+
	Hinged Knee Brace and/or Unloading Brace	M	5	
	Nonsteroidal anti-inflammatory drugs	A	7	
	Narcotic medicine for refractory pain	R	3	
	Tramadol	M	5	
	Acetaminophen	A	7	
	Intraarticular Corticosteroids	A	7	
	Arthroscopic Partial Meniscectomy or Loose Body Removal	M	6	
	Realignment Osteotomy	R	2	

Scenario 82:	Treatment	Appropriateness	Median	Agreement
Function-Limiting Pain at Moderate to Long Distances, Full Range of Extension/ Flexion, Ligamentous Instability, Arthritic Involvement in More than One Compartment, Mild to Moderate Joint Space Narrowing, Limb Alignment - Varus/Valgus and/or Patellofemoral mal-alignment, Mechanical Symptoms Absent, Young	Self-Management Programs	A	9	+
	Prescribed Physical Therapy	A	8	+
	Hinged Knee Brace and/or Unloading Brace	M	6	
	Nonsteroidal anti-inflammatory drugs	A	8	+
	Narcotic medicine for refractory pain	R	3	
	Tramadol	M	5	
	Acetaminophen	A	7	
	Intraarticular Corticosteroids	M	6	
	Arthroscopic Partial Meniscectomy or Loose Body Removal	R	2	
	Realignment Osteotomy	R	3	

Scenario 83:	Treatment	Appropriateness	Median	Agreement
Function-Limiting Pain at Moderate to Long Distances, Full Range of Extension/ Flexion, Ligamentous Instability, Arthritic Involvement in More than One Compartment, Mild to Moderate Joint Space Narrowing, Limb Alignment - Varus/Valgus and/or Patellofemoral mal-alignment, Mechanical Symptoms Absent, Middle-Aged	Self-Management Programs	A	9	+
	Prescribed Physical Therapy	A	8	+
	Hinged Knee Brace and/or Unloading Brace	M	5	
	Nonsteroidal anti-inflammatory drugs	A	7	+
	Narcotic medicine for refractory pain	R	3	+
	Tramadol	M	4	
	Acetaminophen	A	7	
	Intraarticular Corticosteroids	A	7	
	Arthroscopic Partial Meniscectomy or Loose Body Removal	R	2	+
	Realignment Osteotomy	R	3	

Scenario 84:	Treatment	Appropriateness	Median	Agreement
Function-Limiting Pain at Moderate to Long Distances, Full Range of Extension/ Flexion, Ligamentous Instability, Arthritic Involvement in More than One Compartment, Mild to Moderate Joint Space Narrowing, Limb Alignment - Varus/Valgus and/or Patellofemoral mal-alignment, Mechanical Symptoms Absent, Elderly	Self-Management Programs	A	9	+
	Prescribed Physical Therapy	A	8	+
	Hinged Knee Brace and/or Unloading Brace	M	5	
	Nonsteroidal anti-inflammatory drugs	A	7	
	Narcotic medicine for refractory pain	R	3	
	Tramadol	M	5	
	Acetaminophen	A	7	
	Intraarticular Corticosteroids	A	8	
	Arthroscopic Partial Meniscectomy or Loose Body Removal	R	2	
	Realignment Osteotomy	R	2	

Scenario 85:	Treatment	Appropriateness	Median	Agreement
Function-Limiting Pain at Moderate to Long Distances, Full Range of Extension/ Flexion, Ligamentous Instability, Arthritic Involvement in More than One Compartment, Severe Joint Space Narrowing, Limb Alignment - No Varus/Valgus/Patellofemoral Deformity, Mechanical Symptoms Present, Young	Self-Management Programs	A	9	+
	Prescribed Physical Therapy	A	8	+
	Hinged Knee Brace and/or Unloading Brace	M	5	
	Nonsteroidal anti-inflammatory drugs	A	8	+
	Narcotic medicine for refractory pain	R	3	+
	Tramadol	M	5	
	Acetaminophen	A	7	
	Intraarticular Corticosteroids	M	5	
	Arthroscopic Partial Meniscectomy or Loose Body Removal	M	5	-
	Realignment Osteotomy	R	2	+

Scenario 86:	Treatment	Appropriateness	Median	Agreement
Function-Limiting Pain at Moderate to Long Distances, Full Range of Extension/ Flexion, Ligamentous Instability, Arthritic Involvement in More than One Compartment, Severe Joint Space Narrowing, Limb Alignment - No Varus/Valgus/Patellofemoral Deformity, Mechanical Symptoms Present, Middle-Aged	Self-Management Programs	A	9	+
	Prescribed Physical Therapy	A	8	+
	Hinged Knee Brace and/or Unloading Brace	M	5	
	Nonsteroidal anti-inflammatory drugs	A	7	+
	Narcotic medicine for refractory pain	R	3	+
	Tramadol	M	5	
	Acetaminophen	A	7	
	Intraarticular Corticosteroids	A	7	
	Arthroscopic Partial Meniscectomy or Loose Body Removal	M	5	-
	Realignment Osteotomy	R	1	+

Scenario 87:	Treatment	Appropriateness	Median	Agreement
Function-Limiting Pain at Moderate to Long Distances, Full Range of Extension/ Flexion, Ligamentous Instability, Arthritic Involvement in More than One Compartment, Severe Joint Space Narrowing, Limb Alignment - No Varus/Valgus/Patellofemoral Deformity, Mechanical Symptoms Present, Elderly	Self-Management Programs	A	9	+
	Prescribed Physical Therapy	A	7	+
	Hinged Knee Brace and/or Unloading Brace	M	5	
	Nonsteroidal anti-inflammatory drugs	A	7	
	Narcotic medicine for refractory pain	R	3	
	Tramadol	M	5	
	Acetaminophen	A	7	
	Intraarticular Corticosteroids	A	8	
	Arthroscopic Partial Meniscectomy or Loose Body Removal	M	5	-
	Realignment Osteotomy	R	1	+

Scenario 88:	Treatment	Appropriateness	Median	Agreement
Function-Limiting Pain at Moderate to Long Distances, Full Range of Extension/ Flexion, Ligamentous Instability, Arthritic Involvement in More than One Compartment, Severe Joint Space Narrowing, Limb Alignment - No Varus/Valgus/Patellofemoral Deformity, Mechanical Symptoms Absent, Young	Self-Management Programs	A	9	+
	Prescribed Physical Therapy	A	8	+
	Hinged Knee Brace and/or Unloading Brace	M	5	-
	Nonsteroidal anti-inflammatory drugs	A	8	+
	Narcotic medicine for refractory pain	R	2	+
	Tramadol	M	5	
	Acetaminophen	A	7	
	Intraarticular Corticosteroids	M	6	
	Arthroscopic Partial Meniscectomy or Loose Body Removal	R	2	
	Realignment Osteotomy	R	1	+

Scenario 89:	Treatment	Appropriateness	Median	Agreement
Function-Limiting Pain at Moderate to Long Distances, Full Range of Extension/ Flexion, Ligamentous Instability, Arthritic Involvement in More than One Compartment, Severe Joint Space Narrowing, Limb Alignment - No Varus/Valgus/Patellofemoral Deformity, Mechanical Symptoms Absent, Middle-Aged	Self-Management Programs	A	9	+
	Prescribed Physical Therapy	A	8	+
	Hinged Knee Brace and/or Unloading Brace	M	4	
	Nonsteroidal anti-inflammatory drugs	A	7	
	Narcotic medicine for refractory pain	R	3	+
	Tramadol	M	5	
	Acetaminophen	A	7	
	Intraarticular Corticosteroids	A	8	
	Arthroscopic Partial Meniscectomy or Loose Body Removal	R	2	+
	Realignment Osteotomy	R	1	+

Scenario 90:	Treatment	Appropriateness	Median	Agreement
Function-Limiting Pain at Moderate to Long Distances, Full Range of Extension/ Flexion, Ligamentous Instability, Arthritic Involvement in More than One Compartment, Severe Joint Space Narrowing, Limb Alignment - No Varus/Valgus/Patellofemoral Deformity, Mechanical Symptoms Absent, Elderly	Self-Management Programs	A	9	+
	Prescribed Physical Therapy	A	8	+
	Hinged Knee Brace and/or Unloading Brace	M	4	
	Nonsteroidal anti-inflammatory drugs	A	7	
	Narcotic medicine for refractory pain	R	3	
	Tramadol	M	5	
	Acetaminophen	A	7	
	Intraarticular Corticosteroids	A	7	
	Arthroscopic Partial Meniscectomy or Loose Body Removal	R	2	+
	Realignment Osteotomy	R	1	+

Scenario 91:	Treatment	Appropriateness	Median	Agreement
Function-Limiting Pain at Moderate to Long Distances, Full Range of Extension/ Flexion, Ligamentous Instability, Arthritic Involvement in More than One Compartment, Severe Joint Space Narrowing, Limb Alignment - Varus/Valgus and/or Patellofemoral mal-alignment, Mechanical Symptoms Present, Young	Self-Management Programs	A	9	+
	Prescribed Physical Therapy	A	8	+
	Hinged Knee Brace and/or Unloading Brace	M	5	
	Nonsteroidal anti-inflammatory drugs	A	8	+
	Narcotic medicine for refractory pain	R	3	
	Tramadol	M	5	
	Acetaminophen	A	7	
	Intraarticular Corticosteroids	M	6	
	Arthroscopic Partial Meniscectomy or Loose Body Removal	A	7	
	Realignment Osteotomy	M	4	

Scenario 92:	Treatment	Appropriateness	Median	Agreement
Function-Limiting Pain at Moderate to Long Distances, Full Range of Extension/ Flexion, Ligamentous Instability, Arthritic Involvement in More than One Compartment, Severe Joint Space Narrowing, Limb Alignment - Varus/Valgus and/or Patellofemoral mal-alignment, Mechanical Symptoms Present, Middle-Aged	Self-Management Programs	A	9	+
	Prescribed Physical Therapy	A	8	+
	Hinged Knee Brace and/or Unloading Brace	M	5	
	Nonsteroidal anti-inflammatory drugs	A	7	+
	Narcotic medicine for refractory pain	R	3	+
	Tramadol	M	5	
	Acetaminophen	A	7	
	Intraarticular Corticosteroids	A	7	
	Arthroscopic Partial Meniscectomy or Loose Body Removal	A	7	
	Realignment Osteotomy	M	4	

Scenario 93:	Treatment	Appropriateness	Median	Agreement
Function-Limiting Pain at Moderate to Long Distances, Full Range of Extension/ Flexion, Ligamentous Instability, Arthritic Involvement in More than One Compartment, Severe Joint Space Narrowing, Limb Alignment - Varus/Valgus and/or Patellofemoral mal-alignment, Mechanical Symptoms Present, Elderly	Self-Management Programs	A	9	+
	Prescribed Physical Therapy	A	7	+
	Hinged Knee Brace and/or Unloading Brace	M	5	-
	Nonsteroidal anti-inflammatory drugs	A	7	
	Narcotic medicine for refractory pain	R	3	
	Tramadol	M	5	
	Acetaminophen	A	7	
	Intraarticular Corticosteroids	A	7	
	Arthroscopic Partial Meniscectomy or Loose Body Removal	M	5	-
	Realignment Osteotomy	R	3	

Scenario 94:	Treatment	Appropriateness	Median	Agreement
Function-Limiting Pain at Moderate to Long Distances, Full Range of Extension/ Flexion, Ligamentous Instability, Arthritic Involvement in More than One Compartment, Severe Joint Space Narrowing, Limb Alignment - Varus/Valgus and/or Patellofemoral mal-alignment, Mechanical Symptoms Absent, Young	Self-Management Programs	A	9	+
	Prescribed Physical Therapy	A	8	+
	Hinged Knee Brace and/or Unloading Brace	M	5	
	Nonsteroidal anti-inflammatory drugs	A	8	+
	Narcotic medicine for refractory pain	R	3	
	Tramadol	M	5	
	Acetaminophen	A	7	
	Intraarticular Corticosteroids	M	6	
	Arthroscopic Partial Meniscectomy or Loose Body Removal	R	2	+
	Realignment Osteotomy	M	4	

Scenario 95:	Treatment	Appropriateness	Median	Agreement
Function-Limiting Pain at Moderate to Long Distances, Full Range of Extension/ Flexion, Ligamentous Instability, Arthritic Involvement in More than One Compartment, Severe Joint Space Narrowing, Limb Alignment - Varus/Valgus and/or Patellofemoral mal-alignment, Mechanical Symptoms Absent, Middle-Aged	Self-Management Programs	A	9	+
	Prescribed Physical Therapy	A	8	+
	Hinged Knee Brace and/or Unloading Brace	M	5	
	Nonsteroidal anti-inflammatory drugs	A	8	+
	Narcotic medicine for refractory pain	R	3	+
	Tramadol	M	5	
	Acetaminophen	A	7	
	Intraarticular Corticosteroids	A	8	
	Arthroscopic Partial Meniscectomy or Loose Body Removal	R	2	+
	Realignment Osteotomy	R	3	

Scenario 96:	Treatment	Appropriateness	Median	Agreement
Function-Limiting Pain at Moderate to Long Distances, Full Range of Extension/ Flexion, Ligamentous Instability, Arthritic Involvement in More than One Compartment, Severe Joint Space Narrowing, Limb Alignment - Varus/Valgus and/or Patellofemoral mal-alignment, Mechanical Symptoms Absent, Elderly	Self-Management Programs	A	9	+
	Prescribed Physical Therapy	A	8	+
	Hinged Knee Brace and/or Unloading Brace	M	5	
	Nonsteroidal anti-inflammatory drugs	A	7	
	Narcotic medicine for refractory pain	R	3	
	Tramadol	M	5	
	Acetaminophen	A	7	
	Intraarticular Corticosteroids	A	8	
	Arthroscopic Partial Meniscectomy or Loose Body Removal	R	2	+
	Realignment Osteotomy	R	2	

Scenario 97:	Treatment	Appropriateness	Median	Agreement
Function-Limiting Pain at Moderate to Long Distances, Lack of Full Extension (> 5 degree flexion contracture) and/or Flexion (< 110 degrees), No Ligamentous Instability, Arthritic Involvement Predominantly in One Compartment, Mild to Moderate Joint Space Narrowing, Limb Alignment - No Varus/Valgus/Patellofemoral Deformity, Mechanical Symptoms Present, Young	Self-Management Programs	A	9	+
	Prescribed Physical Therapy	A	7	+
	Hinged Knee Brace and/or Unloading Brace	M	5	-
	Nonsteroidal anti-inflammatory drugs	A	8	+
	Narcotic medicine for refractory pain	R	3	
	Tramadol	M	5	
	Acetaminophen	A	7	
	Intraarticular Corticosteroids	M	6	
	Arthroscopic Partial Meniscectomy or Loose Body Removal	A	7	+
	Realignment Osteotomy	R	2	

Scenario 98:	Treatment	Appropriateness	Median	Agreement
Function-Limiting Pain at Moderate to Long Distances, Lack of Full Extension (> 5 degree flexion contracture) and/or Flexion (< 110 degrees), No Ligamentous Instability, Arthritic Involvement Predominantly in One Compartment, Mild to Moderate Joint Space Narrowing, Limb Alignment - No Varus/Valgus/Patellofemoral Deformity, Mechanical Symptoms Present, Middle-Aged	Self-Management Programs	A	9	+
	Prescribed Physical Therapy	A	8	+
	Hinged Knee Brace and/or Unloading Brace	M	5	
	Nonsteroidal anti-inflammatory drugs	A	8	+
	Narcotic medicine for refractory pain	R	3	+
	Tramadol	M	5	
	Acetaminophen	A	7	
	Intraarticular Corticosteroids	A	7	
	Arthroscopic Partial Meniscectomy or Loose Body Removal	A	7	
	Realignment Osteotomy	R	2	

Scenario 99:	Treatment	Appropriateness	Median	Agreement
Function-Limiting Pain at Moderate to Long Distances, Lack of Full Extension (> 5 degree flexion contracture) and/or Flexion (< 110 degrees), No Ligamentous Instability, Arthritic Involvement Predominantly in One Compartment, Mild to Moderate Joint Space Narrowing, Limb Alignment - No Varus/Valgus/Patellofemoral Deformity, Mechanical Symptoms Present, Elderly	Self-Management Programs	A	8	+
	Prescribed Physical Therapy	A	8	+
	Hinged Knee Brace and/or Unloading Brace	M	5	
	Nonsteroidal anti-inflammatory drugs	A	7	
	Narcotic medicine for refractory pain	R	3	
	Tramadol	M	6	
	Acetaminophen	A	7	
	Intraarticular Corticosteroids	A	7	
	Arthroscopic Partial Meniscectomy or Loose Body Removal	M	6	
	Realignment Osteotomy	R	1	+

Scenario 100:	Treatment	Appropriateness	Median	Agreement
Function-Limiting Pain at Moderate to Long Distances, Lack of Full Extension (> 5 degree flexion contracture) and/or Flexion (< 110 degrees), No Ligamentous Instability, Arthritic Involvement Predominantly in One Compartment, Mild to Moderate Joint Space Narrowing, Limb Alignment - No Varus/Valgus/Patellofemoral Deformity, Mechanical Symptoms Absent, Young	Self-Management Programs	A	9	+
	Prescribed Physical Therapy	A	8	+
	Hinged Knee Brace and/or Unloading Brace	M	4	
	Nonsteroidal anti-inflammatory drugs	A	8	+
	Narcotic medicine for refractory pain	R	3	
	Tramadol	M	5	
	Acetaminophen	A	7	
	Intraarticular Corticosteroids	M	5	
	Arthroscopic Partial Meniscectomy or Loose Body Removal	R	2	
	Realignment Osteotomy	R	2	

Scenario 101:	Treatment	Appropriateness	Median	Agreement
Function-Limiting Pain at Moderate to Long Distances, Lack of Full Extension (> 5 degree flexion contracture) and/or Flexion (< 110 degrees), No Ligamentous Instability, Arthritic Involvement Predominantly in One Compartment, Mild to Moderate Joint Space Narrowing, Limb Alignment - No Varus/Valgus/Patellofemoral Deformity, Mechanical Symptoms Absent, Middle-Aged	Self-Management Programs	A	9	+
	Prescribed Physical Therapy	A	8	+
	Hinged Knee Brace and/or Unloading Brace	M	4	
	Nonsteroidal anti-inflammatory drugs	A	7	+
	Narcotic medicine for refractory pain	R	3	+
	Tramadol	M	5	
	Acetaminophen	A	7	
	Intraarticular Corticosteroids	A	7	
	Arthroscopic Partial Meniscectomy or Loose Body Removal	R	2	
	Realignment Osteotomy	R	2	+

Scenario 102:	Treatment	Appropriateness	Median	Agreement
Function-Limiting Pain at Moderate to Long Distances, Lack of Full Extension (> 5 degree flexion contracture) and/or Flexion (< 110 degrees), No Ligamentous Instability, Arthritic Involvement Predominantly in One Compartment, Mild to Moderate Joint Space Narrowing, Limb Alignment - No Varus/Valgus/Patellofemoral Deformity, Mechanical Symptoms Absent, Elderly	Self-Management Programs	A	9	+
	Prescribed Physical Therapy	A	8	+
	Hinged Knee Brace and/or Unloading Brace	M	4	
	Nonsteroidal anti-inflammatory drugs	A	7	
	Narcotic medicine for refractory pain	R	3	
	Tramadol	M	6	
	Acetaminophen	A	7	
	Intraarticular Corticosteroids	A	7	
	Arthroscopic Partial Meniscectomy or Loose Body Removal	R	2	
	Realignment Osteotomy	R	2	+

Scenario 103:	Treatment	Appropriateness	Median	Agreement
Function-Limiting Pain at Moderate to Long Distances, Lack of Full Extension (> 5 degree flexion contracture) and/or Flexion (< 110 degrees), No Ligamentous Instability, Arthritic Involvement Predominantly in One Compartment, Mild to Moderate Joint Space Narrowing, Limb Alignment - Varus/Valgus and/or Patellofemoral mal-alignment, Mechanical Symptoms Present, Young	Self-Management Programs	A	9	+
	Prescribed Physical Therapy	A	8	+
	Hinged Knee Brace and/or Unloading Brace	A	7	
	Nonsteroidal anti-inflammatory drugs	A	8	+
	Narcotic medicine for refractory pain	M	4	
	Tramadol	M	5	
	Acetaminophen	A	7	
	Intraarticular Corticosteroids	M	6	
	Arthroscopic Partial Meniscectomy or Loose Body Removal	A	7	
	Realignment Osteotomy	M	5	

Scenario 104:	Treatment	Appropriateness	Median	Agreement
Function-Limiting Pain at Moderate to Long Distances, Lack of Full Extension (> 5 degree flexion contracture) and/or Flexion (< 110 degrees), No Ligamentous Instability, Arthritic Involvement Predominantly in One Compartment, Mild to Moderate Joint Space Narrowing, Limb Alignment - Varus/Valgus and/or Patellofemoral mal-alignment, Mechanical Symptoms Present, Middle-Aged	Self-Management Programs	A	9	+
	Prescribed Physical Therapy	A	8	+
	Hinged Knee Brace and/or Unloading Brace	A	7	
	Nonsteroidal anti-inflammatory drugs	A	7	+
	Narcotic medicine for refractory pain	R	3	
	Tramadol	M	5	
	Acetaminophen	A	7	
	Intraarticular Corticosteroids	A	7	
	Arthroscopic Partial Meniscectomy or Loose Body Removal	A	7	
	Realignment Osteotomy	M	5	

Scenario 105:	Treatment	Appropriateness	Median	Agreement
Function-Limiting Pain at Moderate to Long Distances, Lack of Full Extension (> 5 degree flexion contracture) and/or Flexion (< 110 degrees), No Ligamentous Instability, Arthritic Involvement Predominantly in One Compartment, Mild to Moderate Joint Space Narrowing, Limb Alignment - Varus/Valgus and/or Patellofemoral mal-alignment, Mechanical Symptoms Present, Elderly	Self-Management Programs	A	9	+
	Prescribed Physical Therapy	A	8	+
	Hinged Knee Brace and/or Unloading Brace	M	5	
	Nonsteroidal anti-inflammatory drugs	A	7	
	Narcotic medicine for refractory pain	R	3	
	Tramadol	M	5	
	Acetaminophen	A	7	
	Intraarticular Corticosteroids	A	7	
	Arthroscopic Partial Meniscectomy or Loose Body Removal	M	6	
	Realignment Osteotomy	R	3	

Scenario 106:	Treatment	Appropriateness	Median	Agreement
Function-Limiting Pain at Moderate to Long Distances, Lack of Full Extension (> 5 degree flexion contracture) and/or Flexion (< 110 degrees), No Ligamentous Instability, Arthritic Involvement Predominantly in One Compartment, Mild to Moderate Joint Space Narrowing, Limb Alignment - Varus/Valgus and/or Patellofemoral mal-alignment, Mechanical Symptoms Absent, Young	Self-Management Programs	A	9	+
	Prescribed Physical Therapy	A	8	+
	Hinged Knee Brace and/or Unloading Brace	M	6	
	Nonsteroidal anti-inflammatory drugs	A	8	+
	Narcotic medicine for refractory pain	M	4	
	Tramadol	M	5	
	Acetaminophen	A	7	
	Intraarticular Corticosteroids	M	6	
	Arthroscopic Partial Meniscectomy or Loose Body Removal	R	2	
	Realignment Osteotomy	M	5	

Scenario 107:	Treatment	Appropriateness	Median	Agreement
Function-Limiting Pain at Moderate to Long Distances, Lack of Full Extension (> 5 degree flexion contracture) and/or Flexion (< 110 degrees), No Ligamentous Instability, Arthritic Involvement Predominantly in One Compartment, Mild to Moderate Joint Space Narrowing, Limb Alignment - Varus/Valgus and/or Patellofemoral mal-alignment, Mechanical Symptoms Absent, Middle-Aged	Self-Management Programs	A	9	+
	Prescribed Physical Therapy	A	8	+
	Hinged Knee Brace and/or Unloading Brace	M	5	
	Nonsteroidal anti-inflammatory drugs	A	7	+
	Narcotic medicine for refractory pain	R	3	
	Tramadol	M	5	
	Acetaminophen	A	7	
	Intraarticular Corticosteroids	A	7	
	Arthroscopic Partial Meniscectomy or Loose Body Removal	R	2	
	Realignment Osteotomy	M	5	

Scenario 108:	Treatment	Appropriateness	Median	Agreement
Function-Limiting Pain at Moderate to Long Distances, Lack of Full Extension (> 5 degree flexion contracture) and/or Flexion (< 110 degrees), No Ligamentous Instability, Arthritic Involvement Predominantly in One Compartment, Mild to Moderate Joint Space Narrowing, Limb Alignment - Varus/Valgus and/or Patellofemoral mal-alignment, Mechanical Symptoms Absent, Elderly	Self-Management Programs	A	9	+
	Prescribed Physical Therapy	A	8	+
	Hinged Knee Brace and/or Unloading Brace	M	5	
	Nonsteroidal anti-inflammatory drugs	A	7	
	Narcotic medicine for refractory pain	R	3	
	Tramadol	M	5	
	Acetaminophen	A	7	
	Intraarticular Corticosteroids	A	7	
	Arthroscopic Partial Meniscectomy or Loose Body Removal	R	2	
	Realignment Osteotomy	R	3	

Scenario 109:	Treatment	Appropriateness	Median	Agreement
Function-Limiting Pain at Moderate to Long Distances, Lack of Full Extension (> 5 degree flexion contracture) and/or Flexion (< 110 degrees), No Ligamentous Instability, Arthritic Involvement Predominantly in One Compartment, Severe Joint Space Narrowing, Limb Alignment - No Varus/Valgus/Patellofemoral Deformity, Mechanical Symptoms Present, Young	Self-Management Programs	A	9	+
	Prescribed Physical Therapy	A	7	+
	Hinged Knee Brace and/or Unloading Brace	M	5	
	Nonsteroidal anti-inflammatory drugs	A	8	+
	Narcotic medicine for refractory pain	R	3	
	Tramadol	M	5	
	Acetaminophen	A	7	
	Intraarticular Corticosteroids	M	6	
	Arthroscopic Partial Meniscectomy or Loose Body Removal	A	7	
	Realignment Osteotomy	R	2	

Scenario 110:	Treatment	Appropriateness	Median	Agreement
Function-Limiting Pain at Moderate to Long Distances, Lack of Full Extension (> 5 degree flexion contracture) and/or Flexion (< 110 degrees), No Ligamentous Instability, Arthritic Involvement Predominantly in One Compartment, Severe Joint Space Narrowing, Limb Alignment - No Varus/Valgus/Patellofemoral Deformity, Mechanical Symptoms Present, Middle-Aged	Self-Management Programs	A	9	+
	Prescribed Physical Therapy	A	8	+
	Hinged Knee Brace and/or Unloading Brace	M	5	
	Nonsteroidal anti-inflammatory drugs	A	8	+
	Narcotic medicine for refractory pain	R	3	+
	Tramadol	M	5	
	Acetaminophen	A	7	
	Intraarticular Corticosteroids	A	7	
	Arthroscopic Partial Meniscectomy or Loose Body Removal	A	7	
	Realignment Osteotomy	R	2	+

Scenario 111:	Treatment	Appropriateness	Median	Agreement
Function-Limiting Pain at Moderate to Long Distances, Lack of Full Extension (> 5 degree flexion contracture) and/or Flexion (< 110 degrees), No Ligamentous Instability, Arthritic Involvement Predominantly in One Compartment, Severe Joint Space Narrowing, Limb Alignment - No Varus/Valgus/Patellofemoral Deformity, Mechanical Symptoms Present, Elderly	Self-Management Programs	A	8	+
	Prescribed Physical Therapy	A	8	+
	Hinged Knee Brace and/or Unloading Brace	M	5	
	Nonsteroidal anti-inflammatory drugs	A	7	
	Narcotic medicine for refractory pain	R	3	
	Tramadol	M	6	
	Acetaminophen	A	7	
	Intraarticular Corticosteroids	A	7	
	Arthroscopic Partial Meniscectomy or Loose Body Removal	M	6	
	Realignment Osteotomy	R	2	+

Scenario 112:	Treatment	Appropriateness	Median	Agreement
Function-Limiting Pain at Moderate to Long Distances, Lack of Full Extension (> 5 degree flexion contracture) and/or Flexion (< 110 degrees), No Ligamentous Instability, Arthritic Involvement Predominantly in One Compartment, Severe Joint Space Narrowing, Limb Alignment - No Varus/Valgus/Patellofemoral Deformity, Mechanical Symptoms Absent, Young	Self-Management Programs	A	9	+
	Prescribed Physical Therapy	A	8	+
	Hinged Knee Brace and/or Unloading Brace	M	5	-
	Nonsteroidal anti-inflammatory drugs	A	8	+
	Narcotic medicine for refractory pain	R	3	
	Tramadol	M	5	
	Acetaminophen	A	7	
	Intraarticular Corticosteroids	M	6	
	Arthroscopic Partial Meniscectomy or Loose Body Removal	R	2	
	Realignment Osteotomy	R	3	

Scenario 113:	Treatment	Appropriateness	Median	Agreement
Function-Limiting Pain at Moderate to Long Distances, Lack of Full Extension (> 5 degree flexion contracture) and/or Flexion (< 110 degrees), No Ligamentous Instability, Arthritic Involvement Predominantly in One Compartment, Severe Joint Space Narrowing, Limb Alignment - No Varus/Valgus/Patellofemoral Deformity, Mechanical Symptoms Absent, Middle-Aged	Self-Management Programs	A	9	+
	Prescribed Physical Therapy	A	8	+
	Hinged Knee Brace and/or Unloading Brace	M	4	
	Nonsteroidal anti-inflammatory drugs	A	7	
	Narcotic medicine for refractory pain	R	3	+
	Tramadol	M	5	
	Acetaminophen	A	7	
	Intraarticular Corticosteroids	A	8	
	Arthroscopic Partial Meniscectomy or Loose Body Removal	R	2	
	Realignment Osteotomy	R	2	+

Scenario 114:	Treatment	Appropriateness	Median	Agreement
Function-Limiting Pain at Moderate to Long Distances, Lack of Full Extension (> 5 degree flexion contracture) and/or Flexion (< 110 degrees), No Ligamentous Instability, Arthritic Involvement Predominantly in One Compartment, Severe Joint Space Narrowing, Limb Alignment - No Varus/Valgus/Patellofemoral Deformity, Mechanical Symptoms Absent, Elderly	Self-Management Programs	A	9	+
	Prescribed Physical Therapy	A	8	+
	Hinged Knee Brace and/or Unloading Brace	M	5	
	Nonsteroidal anti-inflammatory drugs	M	6	
	Narcotic medicine for refractory pain	R	3	
	Tramadol	M	6	
	Acetaminophen	A	7	
	Intraarticular Corticosteroids	A	8	
	Arthroscopic Partial Meniscectomy or Loose Body Removal	R	2	
	Realignment Osteotomy	R	2	+

Scenario 115:	Treatment	Appropriateness	Median	Agreement
Function-Limiting Pain at Moderate to Long Distances, Lack of Full Extension (> 5 degree flexion contracture) and/or Flexion (< 110 degrees), No Ligamentous Instability, Arthritic Involvement Predominantly in One Compartment, Severe Joint Space Narrowing, Limb Alignment - Varus/Valgus and/or Patellofemoral mal-alignment, Mechanical Symptoms Present, Young	Self-Management Programs	A	9	+
	Prescribed Physical Therapy	A	8	+
	Hinged Knee Brace and/or Unloading Brace	A	7	
	Nonsteroidal anti-inflammatory drugs	A	8	+
	Narcotic medicine for refractory pain	M	4	
	Tramadol	M	5	
	Acetaminophen	A	7	
	Intraarticular Corticosteroids	M	6	
	Arthroscopic Partial Meniscectomy or Loose Body Removal	A	7	
	Realignment Osteotomy	M	5	-

Scenario 116:	Treatment	Appropriateness	Median	Agreement
Function-Limiting Pain at Moderate to Long Distances, Lack of Full Extension (> 5 degree flexion contracture) and/or Flexion (< 110 degrees), No Ligamentous Instability, Arthritic Involvement Predominantly in One Compartment, Severe Joint Space Narrowing, Limb Alignment - Varus/Valgus and/or Patellofemoral mal-alignment, Mechanical Symptoms Present, Middle-Aged	Self-Management Programs	A	9	+
	Prescribed Physical Therapy	A	8	+
	Hinged Knee Brace and/or Unloading Brace	M	6	
	Nonsteroidal anti-inflammatory drugs	A	7	+
	Narcotic medicine for refractory pain	R	3	
	Tramadol	M	5	
	Acetaminophen	A	7	
	Intraarticular Corticosteroids	A	7	
	Arthroscopic Partial Meniscectomy or Loose Body Removal	M	5	-
	Realignment Osteotomy	M	5	

Scenario 117:	Treatment	Appropriateness	Median	Agreement
Function-Limiting Pain at Moderate to Long Distances, Lack of Full Extension (> 5 degree flexion contracture) and/or Flexion (< 110 degrees), No Ligamentous Instability, Arthritic Involvement Predominantly in One Compartment, Severe Joint Space Narrowing, Limb Alignment - Varus/Valgus and/or Patellofemoral mal-alignment, Mechanical Symptoms Present, Elderly	Self-Management Programs	A	9	+
	Prescribed Physical Therapy	A	8	+
	Hinged Knee Brace and/or Unloading Brace	M	6	
	Nonsteroidal anti-inflammatory drugs	A	7	
	Narcotic medicine for refractory pain	R	3	
	Tramadol	M	5	
	Acetaminophen	A	7	
	Intraarticular Corticosteroids	A	7	
	Arthroscopic Partial Meniscectomy or Loose Body Removal	M	5	-
	Realignment Osteotomy	R	3	

Scenario 118:	Treatment	Appropriateness	Median	Agreement
Function-Limiting Pain at Moderate to Long Distances, Lack of Full Extension (> 5 degree flexion contracture) and/or Flexion (< 110 degrees), No Ligamentous Instability, Arthritic Involvement Predominantly in One Compartment, Severe Joint Space Narrowing, Limb Alignment - Varus/Valgus and/or Patellofemoral mal-alignment, Mechanical Symptoms Absent, Young	Self-Management Programs	A	9	+
	Prescribed Physical Therapy	A	8	+
	Hinged Knee Brace and/or Unloading Brace	M	6	
	Nonsteroidal anti-inflammatory drugs	A	8	+
	Narcotic medicine for refractory pain	M	4	
	Tramadol	M	5	
	Acetaminophen	A	7	
	Intraarticular Corticosteroids	M	6	
	Arthroscopic Partial Meniscectomy or Loose Body Removal	R	2	
	Realignment Osteotomy	M	6	

Scenario 119:	Treatment	Appropriateness	Median	Agreement
Function-Limiting Pain at Moderate to Long Distances, Lack of Full Extension (> 5 degree flexion contracture) and/or Flexion (< 110 degrees), No Ligamentous Instability, Arthritic Involvement Predominantly in One Compartment, Severe Joint Space Narrowing, Limb Alignment - Varus/Valgus and/or Patellofemoral mal-alignment, Mechanical Symptoms Absent, Middle-Aged	Self-Management Programs	A	9	+
	Prescribed Physical Therapy	A	8	+
	Hinged Knee Brace and/or Unloading Brace	M	6	
	Nonsteroidal anti-inflammatory drugs	A	8	+
	Narcotic medicine for refractory pain	R	3	
	Tramadol	M	5	
	Acetaminophen	A	7	
	Intraarticular Corticosteroids	A	8	
	Arthroscopic Partial Meniscectomy or Loose Body Removal	R	2	+
	Realignment Osteotomy	M	5	

Scenario 120:	Treatment	Appropriateness	Median	Agreement
Function-Limiting Pain at Moderate to Long Distances, Lack of Full Extension (> 5 degree flexion contracture) and/or Flexion (< 110 degrees), No Ligamentous Instability, Arthritic Involvement Predominantly in One Compartment, Severe Joint Space Narrowing, Limb Alignment - Varus/Valgus and/or Patellofemoral mal-alignment, Mechanical Symptoms Absent, Elderly	Self-Management Programs	A	9	+
	Prescribed Physical Therapy	A	8	+
	Hinged Knee Brace and/or Unloading Brace	M	6	
	Nonsteroidal anti-inflammatory drugs	A	7	
	Narcotic medicine for refractory pain	R	3	
	Tramadol	M	5	
	Acetaminophen	A	7	
	Intraarticular Corticosteroids	A	8	
	Arthroscopic Partial Meniscectomy or Loose Body Removal	R	2	+
	Realignment Osteotomy	R	3	

Scenario 121:	Treatment	Appropriateness	Median	Agreement
Function-Limiting Pain at Moderate to Long Distances, Lack of Full Extension (> 5 degree flexion contracture) and/or Flexion (< 110 degrees), No Ligamentous Instability, Arthritic Involvement in More than One Compartment, Mild to Moderate Joint Space Narrowing, Limb Alignment - No Varus/Valgus/Patellofemoral Deformity, Mechanical Symptoms Present, Young	Self-Management Programs	A	9	+
	Prescribed Physical Therapy	A	8	+
	Hinged Knee Brace and/or Unloading Brace	M	4	
	Nonsteroidal anti-inflammatory drugs	A	8	
	Narcotic medicine for refractory pain	R	2	+
	Tramadol	M	5	
	Acetaminophen	A	7	
	Intraarticular Corticosteroids	M	6	
	Arthroscopic Partial Meniscectomy or Loose Body Removal	A	7	
	Realignment Osteotomy	R	1	+

Scenario 122:	Treatment	Appropriateness	Median	Agreement
Function-Limiting Pain at Moderate to Long Distances, Lack of Full Extension (> 5 degree flexion contracture) and/or Flexion (< 110 degrees), No Ligamentous Instability, Arthritic Involvement in More than One Compartment, Mild to Moderate Joint Space Narrowing, Limb Alignment - No Varus/Valgus/Patellofemoral Deformity, Mechanical Symptoms Present, Middle-Aged	Self-Management Programs	A	9	+
	Prescribed Physical Therapy	A	8	+
	Hinged Knee Brace and/or Unloading Brace	M	4	
	Nonsteroidal anti-inflammatory drugs	A	7	+
	Narcotic medicine for refractory pain	R	3	+
	Tramadol	M	4	
	Acetaminophen	A	7	
	Intraarticular Corticosteroids	A	7	
	Arthroscopic Partial Meniscectomy or Loose Body Removal	M	6	
	Realignment Osteotomy	R	1	+

Scenario 123:	Treatment	Appropriateness	Median	Agreement
Function-Limiting Pain at Moderate to Long Distances, Lack of Full Extension (> 5 degree flexion contracture) and/or Flexion (< 110 degrees), No Ligamentous Instability, Arthritic Involvement in More than One Compartment, Mild to Moderate Joint Space Narrowing, Limb Alignment - No Varus/Valgus/Patellofemoral Deformity, Mechanical Symptoms Present, Elderly	Self-Management Programs	A	9	+
	Prescribed Physical Therapy	A	8	+
	Hinged Knee Brace and/or Unloading Brace	M	4	
	Nonsteroidal anti-inflammatory drugs	M	6	
	Narcotic medicine for refractory pain	R	3	
	Tramadol	M	6	
	Acetaminophen	A	7	
	Intraarticular Corticosteroids	A	7	
	Arthroscopic Partial Meniscectomy or Loose Body Removal	M	6	
	Realignment Osteotomy	R	1	+

Scenario 124:	Treatment	Appropriateness	Median	Agreement
Function-Limiting Pain at Moderate to Long Distances, Lack of Full Extension (> 5 degree flexion contracture) and/or Flexion (< 110 degrees), No Ligamentous Instability, Arthritic Involvement in More than One Compartment, Mild to Moderate Joint Space Narrowing, Limb Alignment - No Varus/Valgus/Patellofemoral Deformity, Mechanical Symptoms Absent, Young	Self-Management Programs	A	9	+
	Prescribed Physical Therapy	A	8	+
	Hinged Knee Brace and/or Unloading Brace	M	4	
	Nonsteroidal anti-inflammatory drugs	A	8	
	Narcotic medicine for refractory pain	R	3	
	Tramadol	M	5	
	Acetaminophen	A	7	
	Intraarticular Corticosteroids	M	5	
	Arthroscopic Partial Meniscectomy or Loose Body Removal	R	2	+
	Realignment Osteotomy	R	1	+

Scenario 125:	Treatment	Appropriateness	Median	Agreement
Function-Limiting Pain at Moderate to Long Distances, Lack of Full Extension (> 5 degree flexion contracture) and/or Flexion (< 110 degrees), No Ligamentous Instability, Arthritic Involvement in More than One Compartment, Mild to Moderate Joint Space Narrowing, Limb Alignment - No Varus/Valgus/Patellofemoral Deformity, Mechanical Symptoms Absent, Middle-Aged	Self-Management Programs	A	9	+
	Prescribed Physical Therapy	A	8	+
	Hinged Knee Brace and/or Unloading Brace	M	4	
	Nonsteroidal anti-inflammatory drugs	A	7	
	Narcotic medicine for refractory pain	R	3	+
	Tramadol	M	5	
	Acetaminophen	A	7	
	Intraarticular Corticosteroids	A	8	
	Arthroscopic Partial Meniscectomy or Loose Body Removal	R	2	+
	Realignment Osteotomy	R	1	+

Scenario 126:	Treatment	Appropriateness	Median	Agreement
Function-Limiting Pain at Moderate to Long Distances, Lack of Full Extension (> 5 degree flexion contracture) and/or Flexion (< 110 degrees), No Ligamentous Instability, Arthritic Involvement in More than One Compartment, Mild to Moderate Joint Space Narrowing, Limb Alignment - No Varus/Valgus/Patellofemoral Deformity, Mechanical Symptoms Absent, Elderly	Self-Management Programs	A	9	+
	Prescribed Physical Therapy	A	8	+
	Hinged Knee Brace and/or Unloading Brace	M	4	
	Nonsteroidal anti-inflammatory drugs	M	6	
	Narcotic medicine for refractory pain	R	3	
	Tramadol	M	6	
	Acetaminophen	A	7	
	Intraarticular Corticosteroids	A	8	
	Arthroscopic Partial Meniscectomy or Loose Body Removal	R	2	+
	Realignment Osteotomy	R	1	+

Scenario 127:	Treatment	Appropriateness	Median	Agreement
Function-Limiting Pain at Moderate to Long Distances, Lack of Full Extension (> 5 degree flexion contracture) and/or Flexion (< 110 degrees), No Ligamentous Instability, Arthritic Involvement in More than One Compartment, Mild to Moderate Joint Space Narrowing, Limb Alignment - Varus/Valgus and/or Patellofemoral mal-alignment, Mechanical Symptoms Present, Young	Self-Management Programs	A	9	+
	Prescribed Physical Therapy	A	8	+
	Hinged Knee Brace and/or Unloading Brace	M	5	
	Nonsteroidal anti-inflammatory drugs	A	8	+
	Narcotic medicine for refractory pain	R	3	
	Tramadol	M	5	
	Acetaminophen	A	7	
	Intraarticular Corticosteroids	M	5	
	Arthroscopic Partial Meniscectomy or Loose Body Removal	M	6	
	Realignment Osteotomy	R	3	

Scenario 128:	Treatment	Appropriateness	Median	Agreement
Function-Limiting Pain at Moderate to Long Distances, Lack of Full Extension (> 5 degree flexion contracture) and/or Flexion (< 110 degrees), No Ligamentous Instability, Arthritic Involvement in More than One Compartment, Mild to Moderate Joint Space Narrowing, Limb Alignment - Varus/Valgus and/or Patellofemoral mal-alignment, Mechanical Symptoms Present, Middle-Aged	Self-Management Programs	A	9	+
	Prescribed Physical Therapy	A	8	+
	Hinged Knee Brace and/or Unloading Brace	M	5	
	Nonsteroidal anti-inflammatory drugs	A	7	+
	Narcotic medicine for refractory pain	R	3	+
	Tramadol	M	4	
	Acetaminophen	A	7	
	Intraarticular Corticosteroids	A	7	
	Arthroscopic Partial Meniscectomy or Loose Body Removal	M	6	
	Realignment Osteotomy	R	3	

Scenario 129:	Treatment	Appropriateness	Median	Agreement
Function-Limiting Pain at Moderate to Long Distances, Lack of Full Extension (> 5 degree flexion contracture) and/or Flexion (< 110 degrees), No Ligamentous Instability, Arthritic Involvement in More than One Compartment, Mild to Moderate Joint Space Narrowing, Limb Alignment - Varus/Valgus and/or Patellofemoral mal-alignment, Mechanical Symptoms Present, Elderly	Self-Management Programs	A	9	+
	Prescribed Physical Therapy	A	8	+
	Hinged Knee Brace and/or Unloading Brace	M	5	
	Nonsteroidal anti-inflammatory drugs	A	7	
	Narcotic medicine for refractory pain	R	3	
	Tramadol	M	6	
	Acetaminophen	A	7	
	Intraarticular Corticosteroids	A	7	
	Arthroscopic Partial Meniscectomy or Loose Body Removal	M	6	
	Realignment Osteotomy	R	2	

Scenario 130:	Treatment	Appropriateness	Median	Agreement
Function-Limiting Pain at Moderate to Long Distances, Lack of Full Extension (> 5 degree flexion contracture) and/or Flexion (< 110 degrees), No Ligamentous Instability, Arthritic Involvement in More than One Compartment, Mild to Moderate Joint Space Narrowing, Limb Alignment - Varus/Valgus and/or Patellofemoral mal-alignment, Mechanical Symptoms Absent, Young	Self-Management Programs	A	9	+
	Prescribed Physical Therapy	A	8	+
	Hinged Knee Brace and/or Unloading Brace	M	5	
	Nonsteroidal anti-inflammatory drugs	A	8	+
	Narcotic medicine for refractory pain	R	3	
	Tramadol	M	5	
	Acetaminophen	A	7	
	Intraarticular Corticosteroids	M	6	
	Arthroscopic Partial Meniscectomy or Loose Body Removal	R	2	
	Realignment Osteotomy	M	4	

Scenario 131:	Treatment	Appropriateness	Median	Agreement
Function-Limiting Pain at Moderate to Long Distances, Lack of Full Extension (> 5 degree flexion contracture) and/or Flexion (< 110 degrees), No Ligamentous Instability, Arthritic Involvement in More than One Compartment, Mild to Moderate Joint Space Narrowing, Limb Alignment - Varus/Valgus and/or Patellofemoral mal-alignment, Mechanical Symptoms Absent, Middle-Aged	Self-Management Programs	A	9	+
	Prescribed Physical Therapy	A	8	+
	Hinged Knee Brace and/or Unloading Brace	M	5	
	Nonsteroidal anti-inflammatory drugs	A	7	+
	Narcotic medicine for refractory pain	R	3	+
	Tramadol	M	4	
	Acetaminophen	A	7	
	Intraarticular Corticosteroids	A	7	
	Arthroscopic Partial Meniscectomy or Loose Body Removal	R	2	+
	Realignment Osteotomy	R	3	

Scenario 132:	Treatment	Appropriateness	Median	Agreement
Function-Limiting Pain at Moderate to Long Distances, Lack of Full Extension (> 5 degree flexion contracture) and/or Flexion (< 110 degrees), No Ligamentous Instability, Arthritic Involvement in More than One Compartment, Mild to Moderate Joint Space Narrowing, Limb Alignment - Varus/Valgus and/or Patellofemoral mal-alignment, Mechanical Symptoms Absent, Elderly	Self-Management Programs	A	9	+
	Prescribed Physical Therapy	A	8	+
	Hinged Knee Brace and/or Unloading Brace	M	5	
	Nonsteroidal anti-inflammatory drugs	A	7	
	Narcotic medicine for refractory pain	R	3	
	Tramadol	M	5	
	Acetaminophen	A	7	
	Intraarticular Corticosteroids	A	7	
	Arthroscopic Partial Meniscectomy or Loose Body Removal	R	2	+
	Realignment Osteotomy	R	3	

Scenario 133:	Treatment	Appropriateness	Median	Agreement
Function-Limiting Pain at Moderate to Long Distances, Lack of Full Extension (> 5 degree flexion contracture) and/or Flexion (< 110 degrees), No Ligamentous Instability, Arthritic Involvement in More than One Compartment, Severe Joint Space Narrowing, Limb Alignment - No Varus/Valgus/Patellofemoral Deformity, Mechanical Symptoms Present, Young	Self-Management Programs	A	9	+
	Prescribed Physical Therapy	A	8	+
	Hinged Knee Brace and/or Unloading Brace	M	4	
	Nonsteroidal anti-inflammatory drugs	A	8	+
	Narcotic medicine for refractory pain	R	2	+
	Tramadol	M	5	
	Acetaminophen	A	7	
	Intraarticular Corticosteroids	M	6	
	Arthroscopic Partial Meniscectomy or Loose Body Removal	A	8	
	Realignment Osteotomy	R	1	+

Scenario 134:	Treatment	Appropriateness	Median	Agreement
Function-Limiting Pain at Moderate to Long Distances, Lack of Full Extension (> 5 degree flexion contracture) and/or Flexion (< 110 degrees), No Ligamentous Instability, Arthritic Involvement in More than One Compartment, Severe Joint Space Narrowing, Limb Alignment - No Varus/Valgus/Patellofemoral Deformity, Mechanical Symptoms Present, Middle-Aged	Self-Management Programs	A	9	+
	Prescribed Physical Therapy	A	8	+
	Hinged Knee Brace and/or Unloading Brace	M	4	
	Nonsteroidal anti-inflammatory drugs	A	7	
	Narcotic medicine for refractory pain	R	3	+
	Tramadol	M	5	
	Acetaminophen	A	7	
	Intraarticular Corticosteroids	A	7	
	Arthroscopic Partial Meniscectomy or Loose Body Removal	M	6	-
	Realignment Osteotomy	R	1	+

Scenario 135:	Treatment	Appropriateness	Median	Agreement
Function-Limiting Pain at Moderate to Long Distances, Lack of Full Extension (> 5 degree flexion contracture) and/or Flexion (< 110 degrees), No Ligamentous Instability, Arthritic Involvement in More than One Compartment, Severe Joint Space Narrowing, Limb Alignment - No Varus/Valgus/Patellofemoral Deformity, Mechanical Symptoms Present, Elderly	Self-Management Programs	A	9	+
	Prescribed Physical Therapy	A	8	
	Hinged Knee Brace and/or Unloading Brace	M	4	
	Nonsteroidal anti-inflammatory drugs	M	6	
	Narcotic medicine for refractory pain	R	3	
	Tramadol	M	6	
	Acetaminophen	A	7	
	Intraarticular Corticosteroids	A	7	
	Arthroscopic Partial Meniscectomy or Loose Body Removal	M	6	-
	Realignment Osteotomy	R	1	+

Scenario 136:	Treatment	Appropriateness	Median	Agreement
Function-Limiting Pain at Moderate to Long Distances, Lack of Full Extension (> 5 degree flexion contracture) and/or Flexion (< 110 degrees), No Ligamentous Instability, Arthritic Involvement in More than One Compartment, Severe Joint Space Narrowing, Limb Alignment - No Varus/Valgus/Patellofemoral Deformity, Mechanical Symptoms Absent, Young	Self-Management Programs	A	9	+
	Prescribed Physical Therapy	A	8	+
	Hinged Knee Brace and/or Unloading Brace	M	4	
	Nonsteroidal anti-inflammatory drugs	A	8	+
	Narcotic medicine for refractory pain	R	3	
	Tramadol	M	5	
	Acetaminophen	A	7	
	Intraarticular Corticosteroids	M	5	
	Arthroscopic Partial Meniscectomy or Loose Body Removal	R	2	+
	Realignment Osteotomy	R	1	+

Scenario 137:	Treatment	Appropriateness	Median	Agreement
Function-Limiting Pain at Moderate to Long Distances, Lack of Full Extension (> 5 degree flexion contracture) and/or Flexion (< 110 degrees), No Ligamentous Instability, Arthritic Involvement in More than One Compartment, Severe Joint Space Narrowing, Limb Alignment - No Varus/Valgus/Patellofemoral Deformity, Mechanical Symptoms Absent, Middle-Aged	Self-Management Programs	A	9	+
	Prescribed Physical Therapy	A	8	+
	Hinged Knee Brace and/or Unloading Brace	M	4	
	Nonsteroidal anti-inflammatory drugs	A	8	
	Narcotic medicine for refractory pain	R	3	+
	Tramadol	M	5	
	Acetaminophen	A	7	
	Intraarticular Corticosteroids	A	8	
	Arthroscopic Partial Meniscectomy or Loose Body Removal	R	2	+
	Realignment Osteotomy	R	1	+

Scenario 138:	Treatment	Appropriateness	Median	Agreement
Function-Limiting Pain at Moderate to Long Distances, Lack of Full Extension (> 5 degree flexion contracture) and/or Flexion (< 110 degrees), No Ligamentous Instability, Arthritic Involvement in More than One Compartment, Severe Joint Space Narrowing, Limb Alignment - No Varus/Valgus/Patellofemoral Deformity, Mechanical Symptoms Absent, Elderly	Self-Management Programs	A	9	+
	Prescribed Physical Therapy	A	8	
	Hinged Knee Brace and/or Unloading Brace	M	4	
	Nonsteroidal anti-inflammatory drugs	M	6	
	Narcotic medicine for refractory pain	R	3	
	Tramadol	M	6	
	Acetaminophen	A	7	
	Intraarticular Corticosteroids	A	8	
	Arthroscopic Partial Meniscectomy or Loose Body Removal	R	2	+
	Realignment Osteotomy	R	1	+

Scenario 139:	Treatment	Appropriateness	Median	Agreement
Function-Limiting Pain at Moderate to Long Distances, Lack of Full Extension (> 5 degree flexion contracture) and/or Flexion (< 110 degrees), No Ligamentous Instability, Arthritic Involvement in More than One Compartment, Severe Joint Space Narrowing, Limb Alignment - Varus/Valgus and/or Patellofemoral mal-alignment, Mechanical Symptoms Present, Young	Self-Management Programs	A	9	+
	Prescribed Physical Therapy	A	8	+
	Hinged Knee Brace and/or Unloading Brace	M	5	
	Nonsteroidal anti-inflammatory drugs	A	8	+
	Narcotic medicine for refractory pain	R	3	
	Tramadol	M	5	
	Acetaminophen	A	7	
	Intraarticular Corticosteroids	M	5	
	Arthroscopic Partial Meniscectomy or Loose Body Removal	M	6	
	Realignment Osteotomy	M	4	

Scenario 140:	Treatment	Appropriateness	Median	Agreement
Function-Limiting Pain at Moderate to Long Distances, Lack of Full Extension (> 5 degree flexion contracture) and/or Flexion (< 110 degrees), No Ligamentous Instability, Arthritic Involvement in More than One Compartment, Severe Joint Space Narrowing, Limb Alignment - Varus/Valgus and/or Patellofemoral mal-alignment, Mechanical Symptoms Present, Middle-Aged	Self-Management Programs	A	9	+
	Prescribed Physical Therapy	A	8	+
	Hinged Knee Brace and/or Unloading Brace	M	5	
	Nonsteroidal anti-inflammatory drugs	A	7	+
	Narcotic medicine for refractory pain	R	3	+
	Tramadol	M	5	
	Acetaminophen	A	7	
	Intraarticular Corticosteroids	M	6	
	Arthroscopic Partial Meniscectomy or Loose Body Removal	M	6	-
	Realignment Osteotomy	R	3	

Scenario 141:	Treatment	Appropriateness	Median	Agreement
Function-Limiting Pain at Moderate to Long Distances, Lack of Full Extension (> 5 degree flexion contracture) and/or Flexion (< 110 degrees), No Ligamentous Instability, Arthritic Involvement in More than One Compartment, Severe Joint Space Narrowing, Limb Alignment - Varus/Valgus and/or Patellofemoral mal-alignment, Mechanical Symptoms Present, Elderly	Self-Management Programs	A	9	+
	Prescribed Physical Therapy	A	8	+
	Hinged Knee Brace and/or Unloading Brace	M	5	-
	Nonsteroidal anti-inflammatory drugs	A	7	
	Narcotic medicine for refractory pain	R	3	
	Tramadol	M	6	
	Acetaminophen	A	7	
	Intraarticular Corticosteroids	A	7	
	Arthroscopic Partial Meniscectomy or Loose Body Removal	M	5	-
	Realignment Osteotomy	R	3	

Scenario 142:	Treatment	Appropriateness	Median	Agreement
Function-Limiting Pain at Moderate to Long Distances, Lack of Full Extension (> 5 degree flexion contracture) and/or Flexion (< 110 degrees), No Ligamentous Instability, Arthritic Involvement in More than One Compartment, Severe Joint Space Narrowing, Limb Alignment - Varus/Valgus and/or Patellofemoral mal-alignment, Mechanical Symptoms Absent, Young	Self-Management Programs	A	9	+
	Prescribed Physical Therapy	A	8	+
	Hinged Knee Brace and/or Unloading Brace	M	5	
	Nonsteroidal anti-inflammatory drugs	A	8	+
	Narcotic medicine for refractory pain	R	2	+
	Tramadol	M	4	
	Acetaminophen	A	7	
	Intraarticular Corticosteroids	M	5	
	Arthroscopic Partial Meniscectomy or Loose Body Removal	R	2	+
	Realignment Osteotomy	M	4	

Scenario 143:	Treatment	Appropriateness	Median	Agreement
Function-Limiting Pain at Moderate to Long Distances, Lack of Full Extension (> 5 degree flexion contracture) and/or Flexion (< 110 degrees), No Ligamentous Instability, Arthritic Involvement in More than One Compartment, Severe Joint Space Narrowing, Limb Alignment - Varus/Valgus and/or Patellofemoral mal-alignment, Mechanical Symptoms Absent, Middle-Aged	Self-Management Programs	A	9	+
	Prescribed Physical Therapy	A	8	+
	Hinged Knee Brace and/or Unloading Brace	M	5	
	Nonsteroidal anti-inflammatory drugs	A	8	+
	Narcotic medicine for refractory pain	R	3	+
	Tramadol	M	5	
	Acetaminophen	A	7	
	Intraarticular Corticosteroids	A	8	
	Arthroscopic Partial Meniscectomy or Loose Body Removal	R	2	+
	Realignment Osteotomy	R	3	

Scenario 144:	Treatment	Appropriateness	Median	Agreement
Function-Limiting Pain at Moderate to Long Distances, Lack of Full Extension (> 5 degree flexion contracture) and/or Flexion (< 110 degrees), No Ligamentous Instability, Arthritic Involvement in More than One Compartment, Severe Joint Space Narrowing, Limb Alignment - Varus/Valgus and/or Patellofemoral mal-alignment, Mechanical Symptoms Absent, Elderly	Self-Management Programs	A	9	+
	Prescribed Physical Therapy	A	8	+
	Hinged Knee Brace and/or Unloading Brace	M	5	-
	Nonsteroidal anti-inflammatory drugs	A	7	
	Narcotic medicine for refractory pain	R	3	
	Tramadol	M	6	
	Acetaminophen	A	7	
	Intraarticular Corticosteroids	A	8	
	Arthroscopic Partial Meniscectomy or Loose Body Removal	R	2	+
	Realignment Osteotomy	R	3	

Scenario 145:	Treatment	Appropriateness	Median	Agreement
Function-Limiting Pain at Moderate to Long Distances, Lack of Full Extension (> 5 degree flexion contracture) and/or Flexion (< 110 degrees), Ligamentous Instability, Arthritic Involvement Predominantly in One Compartment, Mild to Moderate Joint Space Narrowing, Limb Alignment - No Varus/Valgus/Patellofemoral Deformity, Mechanical Symptoms Present, Young	Self-Management Programs	A	9	+
	Prescribed Physical Therapy	A	8	+
	Hinged Knee Brace and/or Unloading Brace	M	5	
	Nonsteroidal anti-inflammatory drugs	A	8	+
	Narcotic medicine for refractory pain	R	3	
	Tramadol	M	5	
	Acetaminophen	A	7	
	Intraarticular Corticosteroids	M	6	
	Arthroscopic Partial Meniscectomy or Loose Body Removal	A	8	+
	Realignment Osteotomy	R	2	

Scenario 146:	Treatment	Appropriateness	Median	Agreement
Function-Limiting Pain at Moderate to Long Distances, Lack of Full Extension (> 5 degree flexion contracture) and/or Flexion (< 110 degrees), Ligamentous Instability, Arthritic Involvement Predominantly in One Compartment, Mild to Moderate Joint Space Narrowing, Limb Alignment - No Varus/Valgus/Patellofemoral Deformity, Mechanical Symptoms Present, Middle-Aged	Self-Management Programs	A	9	+
	Prescribed Physical Therapy	A	8	+
	Hinged Knee Brace and/or Unloading Brace	M	5	
	Nonsteroidal anti-inflammatory drugs	A	7	+
	Narcotic medicine for refractory pain	R	3	+
	Tramadol	M	5	
	Acetaminophen	A	7	
	Intraarticular Corticosteroids	A	7	
	Arthroscopic Partial Meniscectomy or Loose Body Removal	A	8	
	Realignment Osteotomy	R	2	

Scenario 147:	Treatment	Appropriateness	Median	Agreement
Function-Limiting Pain at Moderate to Long Distances, Lack of Full Extension (> 5 degree flexion contracture) and/or Flexion (< 110 degrees), Ligamentous Instability, Arthritic Involvement Predominantly in One Compartment, Mild to Moderate Joint Space Narrowing, Limb Alignment - No Varus/Valgus/Patellofemoral Deformity, Mechanical Symptoms Present, Elderly	Self-Management Programs	A	8	+
	Prescribed Physical Therapy	A	8	+
	Hinged Knee Brace and/or Unloading Brace	M	5	
	Nonsteroidal anti-inflammatory drugs	A	7	
	Narcotic medicine for refractory pain	R	3	
	Tramadol	M	6	
	Acetaminophen	A	7	
	Intraarticular Corticosteroids	A	7	
	Arthroscopic Partial Meniscectomy or Loose Body Removal	A	7	
	Realignment Osteotomy	R	2	+

Scenario 148:	Treatment	Appropriateness	Median	Agreement
Function-Limiting Pain at Moderate to Long Distances, Lack of Full Extension (> 5 degree flexion contracture) and/or Flexion (< 110 degrees), Ligamentous Instability, Arthritic Involvement Predominantly in One Compartment, Mild to Moderate Joint Space Narrowing, Limb Alignment - No Varus/Valgus/Patellofemoral Deformity, Mechanical Symptoms Absent, Young	Self-Management Programs	A	9	+
	Prescribed Physical Therapy	A	8	+
	Hinged Knee Brace and/or Unloading Brace	M	5	
	Nonsteroidal anti-inflammatory drugs	A	8	+
	Narcotic medicine for refractory pain	R	3	
	Tramadol	M	5	
	Acetaminophen	A	7	
	Intraarticular Corticosteroids	M	6	
	Arthroscopic Partial Meniscectomy or Loose Body Removal	R	2	
	Realignment Osteotomy	R	3	

Scenario 149:	Treatment	Appropriateness	Median	Agreement
Function-Limiting Pain at Moderate to Long Distances, Lack of Full Extension (> 5 degree flexion contracture) and/or Flexion (< 110 degrees), Ligamentous Instability, Arthritic Involvement Predominantly in One Compartment, Mild to Moderate Joint Space Narrowing, Limb Alignment - No Varus/Valgus/Patellofemoral Deformity, Mechanical Symptoms Absent, Middle-Aged	Self-Management Programs	A	9	+
	Prescribed Physical Therapy	A	8	+
	Hinged Knee Brace and/or Unloading Brace	M	4	
	Nonsteroidal anti-inflammatory drugs	A	7	+
	Narcotic medicine for refractory pain	R	3	+
	Tramadol	M	5	
	Acetaminophen	A	7	
	Intraarticular Corticosteroids	A	8	
	Arthroscopic Partial Meniscectomy or Loose Body Removal	R	2	+
	Realignment Osteotomy	R	2	+

Scenario 150:	Treatment	Appropriateness	Median	Agreement
Function-Limiting Pain at Moderate to Long Distances, Lack of Full Extension (> 5 degree flexion contracture) and/or Flexion (< 110 degrees), Ligamentous Instability, Arthritic Involvement Predominantly in One Compartment, Mild to Moderate Joint Space Narrowing, Limb Alignment - No Varus/Valgus/Patellofemoral Deformity, Mechanical Symptoms Absent, Elderly	Self-Management Programs	A	9	+
	Prescribed Physical Therapy	A	8	+
	Hinged Knee Brace and/or Unloading Brace	M	4	
	Nonsteroidal anti-inflammatory drugs	A	7	
	Narcotic medicine for refractory pain	R	3	
	Tramadol	M	6	
	Acetaminophen	A	7	
	Intraarticular Corticosteroids	A	7	
	Arthroscopic Partial Meniscectomy or Loose Body Removal	R	2	+
	Realignment Osteotomy	R	2	+

Scenario 151:	Treatment	Appropriateness	Median	Agreement
Function-Limiting Pain at Moderate to Long Distances, Lack of Full Extension (> 5 degree flexion contracture) and/or Flexion (< 110 degrees), Ligamentous Instability, Arthritic Involvement Predominantly in One Compartment, Mild to Moderate Joint Space Narrowing, Limb Alignment - Varus/Valgus and/or Patellofemoral mal-alignment, Mechanical Symptoms Present, Young	Self-Management Programs	A	9	+
	Prescribed Physical Therapy	A	8	+
	Hinged Knee Brace and/or Unloading Brace	A	7	
	Nonsteroidal anti-inflammatory drugs	A	8	+
	Narcotic medicine for refractory pain	R	3	
	Tramadol	M	5	
	Acetaminophen	A	7	
	Intraarticular Corticosteroids	M	6	
	Arthroscopic Partial Meniscectomy or Loose Body Removal	A	7	
	Realignment Osteotomy	M	4	

Scenario 152:	Treatment	Appropriateness	Median	Agreement
Function-Limiting Pain at Moderate to Long Distances, Lack of Full Extension (> 5 degree flexion contracture) and/or Flexion (< 110 degrees), Ligamentous Instability, Arthritic Involvement Predominantly in One Compartment, Mild to Moderate Joint Space Narrowing, Limb Alignment - Varus/Valgus and/or Patellofemoral mal-alignment, Mechanical Symptoms Present, Middle-Aged	Self-Management Programs	A	9	+
	Prescribed Physical Therapy	A	8	+
	Hinged Knee Brace and/or Unloading Brace	M	6	
	Nonsteroidal anti-inflammatory drugs	A	7	+
	Narcotic medicine for refractory pain	R	3	+
	Tramadol	M	4	
	Acetaminophen	A	7	
	Intraarticular Corticosteroids	A	7	
	Arthroscopic Partial Meniscectomy or Loose Body Removal	A	7	
	Realignment Osteotomy	M	4	

Scenario 153:	Treatment	Appropriateness	Median	Agreement
Function-Limiting Pain at Moderate to Long Distances, Lack of Full Extension (> 5 degree flexion contracture) and/or Flexion (< 110 degrees), Ligamentous Instability, Arthritic Involvement Predominantly in One Compartment, Mild to Moderate Joint Space Narrowing, Limb Alignment - Varus/Valgus and/or Patellofemoral mal-alignment, Mechanical Symptoms Present, Elderly	Self-Management Programs	A	9	+
	Prescribed Physical Therapy	A	8	+
	Hinged Knee Brace and/or Unloading Brace	M	6	
	Nonsteroidal anti-inflammatory drugs	A	7	
	Narcotic medicine for refractory pain	R	3	
	Tramadol	M	5	
	Acetaminophen	A	7	
	Intraarticular Corticosteroids	A	7	
	Arthroscopic Partial Meniscectomy or Loose Body Removal	M	6	
	Realignment Osteotomy	R	2	

Scenario 154:	Treatment	Appropriateness	Median	Agreement
Function-Limiting Pain at Moderate to Long Distances, Lack of Full Extension (> 5 degree flexion contracture) and/or Flexion (< 110 degrees), Ligamentous Instability, Arthritic Involvement Predominantly in One Compartment, Mild to Moderate Joint Space Narrowing, Limb Alignment - Varus/Valgus and/or Patellofemoral mal-alignment, Mechanical Symptoms Absent, Young	Self-Management Programs	A	9	+
	Prescribed Physical Therapy	A	8	+
	Hinged Knee Brace and/or Unloading Brace	M	6	
	Nonsteroidal anti-inflammatory drugs	A	8	+
	Narcotic medicine for refractory pain	R	3	
	Tramadol	M	5	
	Acetaminophen	A	7	
	Intraarticular Corticosteroids	M	6	
	Arthroscopic Partial Meniscectomy or Loose Body Removal	R	2	
	Realignment Osteotomy	M	5	

Scenario 155:	Treatment	Appropriateness	Median	Agreement
Function-Limiting Pain at Moderate to Long Distances, Lack of Full Extension (> 5 degree flexion contracture) and/or Flexion (< 110 degrees), Ligamentous Instability, Arthritic Involvement Predominantly in One Compartment, Mild to Moderate Joint Space Narrowing, Limb Alignment - Varus/Valgus and/or Patellofemoral mal-alignment, Mechanical Symptoms Absent, Middle-Aged	Self-Management Programs	A	9	+
	Prescribed Physical Therapy	A	8	+
	Hinged Knee Brace and/or Unloading Brace	M	6	
	Nonsteroidal anti-inflammatory drugs	A	7	+
	Narcotic medicine for refractory pain	R	3	+
	Tramadol	M	4	
	Acetaminophen	A	7	
	Intraarticular Corticosteroids	A	7	
	Arthroscopic Partial Meniscectomy or Loose Body Removal	R	2	+
	Realignment Osteotomy	M	4	

Scenario 156:	Treatment	Appropriateness	Median	Agreement
Function-Limiting Pain at Moderate to Long Distances, Lack of Full Extension (> 5 degree flexion contracture) and/or Flexion (< 110 degrees), Ligamentous Instability, Arthritic Involvement Predominantly in One Compartment, Mild to Moderate Joint Space Narrowing, Limb Alignment - Varus/Valgus and/or Patellofemoral mal-alignment, Mechanical Symptoms Absent, Elderly	Self-Management Programs	A	9	+
	Prescribed Physical Therapy	A	8	+
	Hinged Knee Brace and/or Unloading Brace	M	5	
	Nonsteroidal anti-inflammatory drugs	A	7	
	Narcotic medicine for refractory pain	R	3	
	Tramadol	M	5	
	Acetaminophen	A	7	
	Intraarticular Corticosteroids	A	8	
	Arthroscopic Partial Meniscectomy or Loose Body Removal	R	2	+
	Realignment Osteotomy	R	3	

Scenario 157:	Treatment	Appropriateness	Median	Agreement
Function-Limiting Pain at Moderate to Long Distances, Lack of Full Extension (> 5 degree flexion contracture) and/or Flexion (< 110 degrees), Ligamentous Instability, Arthritic Involvement Predominantly in One Compartment, Severe Joint Space Narrowing, Limb Alignment - No Varus/Valgus/Patellofemoral Deformity, Mechanical Symptoms Present, Young	Self-Management Programs	A	9	+
	Prescribed Physical Therapy	A	8	+
	Hinged Knee Brace and/or Unloading Brace	A	7	
	Nonsteroidal anti-inflammatory drugs	A	8	+
	Narcotic medicine for refractory pain	M	4	
	Tramadol	M	5	
	Acetaminophen	A	7	
	Intraarticular Corticosteroids	A	7	
	Arthroscopic Partial Meniscectomy or Loose Body Removal	A	8	
	Realignment Osteotomy	R	2	

Scenario 158:	Treatment	Appropriateness	Median	Agreement
Function-Limiting Pain at Moderate to Long Distances, Lack of Full Extension (> 5 degree flexion contracture) and/or Flexion (< 110 degrees), Ligamentous Instability, Arthritic Involvement Predominantly in One Compartment, Severe Joint Space Narrowing, Limb Alignment - No Varus/Valgus/Patellofemoral Deformity, Mechanical Symptoms Present, Middle-Aged	Self-Management Programs	A	9	+
	Prescribed Physical Therapy	A	8	+
	Hinged Knee Brace and/or Unloading Brace	M	5	
	Nonsteroidal anti-inflammatory drugs	A	7	+
	Narcotic medicine for refractory pain	R	3	
	Tramadol	M	6	
	Acetaminophen	A	7	
	Intraarticular Corticosteroids	A	7	
	Arthroscopic Partial Meniscectomy or Loose Body Removal	A	8	
	Realignment Osteotomy	R	2	+

Scenario 159:	Treatment	Appropriateness	Median	Agreement
Function-Limiting Pain at Moderate to Long Distances, Lack of Full Extension (> 5 degree flexion contracture) and/or Flexion (< 110 degrees), Ligamentous Instability, Arthritic Involvement Predominantly in One Compartment, Severe Joint Space Narrowing, Limb Alignment - No Varus/Valgus/Patellofemoral Deformity, Mechanical Symptoms Present, Elderly	Self-Management Programs	A	8	+
	Prescribed Physical Therapy	A	8	+
	Hinged Knee Brace and/or Unloading Brace	M	5	
	Nonsteroidal anti-inflammatory drugs	A	7	
	Narcotic medicine for refractory pain	R	3	
	Tramadol	M	6	
	Acetaminophen	A	7	
	Intraarticular Corticosteroids	A	7	
	Arthroscopic Partial Meniscectomy or Loose Body Removal	M	6	
	Realignment Osteotomy	R	2	+

Scenario 160:	Treatment	Appropriateness	Median	Agreement
Function-Limiting Pain at Moderate to Long Distances, Lack of Full Extension (> 5 degree flexion contracture) and/or Flexion (< 110 degrees), Ligamentous Instability, Arthritic Involvement Predominantly in One Compartment, Severe Joint Space Narrowing, Limb Alignment - No Varus/Valgus/Patellofemoral Deformity, Mechanical Symptoms Absent, Young	Self-Management Programs	A	9	+
	Prescribed Physical Therapy	A	8	+
	Hinged Knee Brace and/or Unloading Brace	M	5	
	Nonsteroidal anti-inflammatory drugs	A	8	+
	Narcotic medicine for refractory pain	M	4	
	Tramadol	M	5	
	Acetaminophen	A	7	
	Intraarticular Corticosteroids	M	6	
	Arthroscopic Partial Meniscectomy or Loose Body Removal	R	2	
	Realignment Osteotomy	R	2	

Scenario 161:	Treatment	Appropriateness	Median	Agreement
Function-Limiting Pain at Moderate to Long Distances, Lack of Full Extension (> 5 degree flexion contracture) and/or Flexion (< 110 degrees), Ligamentous Instability, Arthritic Involvement Predominantly in One Compartment, Severe Joint Space Narrowing, Limb Alignment - No Varus/Valgus/Patellofemoral Deformity, Mechanical Symptoms Absent, Middle-Aged	Self-Management Programs	A	9	+
	Prescribed Physical Therapy	A	8	+
	Hinged Knee Brace and/or Unloading Brace	M	5	
	Nonsteroidal anti-inflammatory drugs	A	8	+
	Narcotic medicine for refractory pain	R	3	
	Tramadol	M	6	
	Acetaminophen	A	7	
	Intraarticular Corticosteroids	A	8	
	Arthroscopic Partial Meniscectomy or Loose Body Removal	R	2	+
	Realignment Osteotomy	R	2	+

Scenario 162:	Treatment	Appropriateness	Median	Agreement
Function-Limiting Pain at Moderate to Long Distances, Lack of Full Extension (> 5 degree flexion contracture) and/or Flexion (< 110 degrees), Ligamentous Instability, Arthritic Involvement Predominantly in One Compartment, Severe Joint Space Narrowing, Limb Alignment - No Varus/Valgus/Patellofemoral Deformity, Mechanical Symptoms Absent, Elderly	Self-Management Programs	A	9	+
	Prescribed Physical Therapy	A	8	
	Hinged Knee Brace and/or Unloading Brace	M	4	
	Nonsteroidal anti-inflammatory drugs	A	7	
	Narcotic medicine for refractory pain	R	3	
	Tramadol	M	6	
	Acetaminophen	A	7	
	Intraarticular Corticosteroids	A	8	
	Arthroscopic Partial Meniscectomy or Loose Body Removal	R	2	+
	Realignment Osteotomy	R	2	+

Scenario 163:	Treatment	Appropriateness	Median	Agreement
Function-Limiting Pain at Moderate to Long Distances, Lack of Full Extension (> 5 degree flexion contracture) and/or Flexion (< 110 degrees), Ligamentous Instability, Arthritic Involvement Predominantly in One Compartment, Severe Joint Space Narrowing, Limb Alignment - Varus/Valgus and/or Patellofemoral mal-alignment, Mechanical Symptoms Present, Young	Self-Management Programs	A	9	+
	Prescribed Physical Therapy	A	8	+
	Hinged Knee Brace and/or Unloading Brace	M	6	
	Nonsteroidal anti-inflammatory drugs	A	8	+
	Narcotic medicine for refractory pain	M	4	
	Tramadol	M	5	
	Acetaminophen	A	7	
	Intraarticular Corticosteroids	M	6	
	Arthroscopic Partial Meniscectomy or Loose Body Removal	A	7	
	Realignment Osteotomy	M	5	-

Scenario 164:	Treatment	Appropriateness	Median	Agreement
Function-Limiting Pain at Moderate to Long Distances, Lack of Full Extension (> 5 degree flexion contracture) and/or Flexion (< 110 degrees), Ligamentous Instability, Arthritic Involvement Predominantly in One Compartment, Severe Joint Space Narrowing, Limb Alignment - Varus/Valgus and/or Patellofemoral mal-alignment, Mechanical Symptoms Present, Middle-Aged	Self-Management Programs	A	9	+
	Prescribed Physical Therapy	A	8	+
	Hinged Knee Brace and/or Unloading Brace	A	7	
	Nonsteroidal anti-inflammatory drugs	A	7	+
	Narcotic medicine for refractory pain	R	3	
	Tramadol	M	5	
	Acetaminophen	A	7	
	Intraarticular Corticosteroids	A	7	
	Arthroscopic Partial Meniscectomy or Loose Body Removal	A	7	
	Realignment Osteotomy	M	4	

Scenario 165:	Treatment	Appropriateness	Median	Agreement
Function-Limiting Pain at Moderate to Long Distances, Lack of Full Extension (> 5 degree flexion contracture) and/or Flexion (< 110 degrees), Ligamentous Instability, Arthritic Involvement Predominantly in One Compartment, Severe Joint Space Narrowing, Limb Alignment - Varus/Valgus and/or Patellofemoral mal-alignment, Mechanical Symptoms Present, Elderly	Self-Management Programs	A	9	+
	Prescribed Physical Therapy	A	8	+
	Hinged Knee Brace and/or Unloading Brace	M	6	
	Nonsteroidal anti-inflammatory drugs	A	7	
	Narcotic medicine for refractory pain	R	3	
	Tramadol	M	5	
	Acetaminophen	A	7	
	Intraarticular Corticosteroids	A	7	
	Arthroscopic Partial Meniscectomy or Loose Body Removal	M	6	
	Realignment Osteotomy	R	2	

Scenario 166:	Treatment	Appropriateness	Median	Agreement
Function-Limiting Pain at Moderate to Long Distances, Lack of Full Extension (> 5 degree flexion contracture) and/or Flexion (< 110 degrees), Ligamentous Instability, Arthritic Involvement Predominantly in One Compartment, Severe Joint Space Narrowing, Limb Alignment - Varus/Valgus and/or Patellofemoral mal-alignment, Mechanical Symptoms Absent, Young	Self-Management Programs	A	9	+
	Prescribed Physical Therapy	A	8	+
	Hinged Knee Brace and/or Unloading Brace	A	7	
	Nonsteroidal anti-inflammatory drugs	A	8	
	Narcotic medicine for refractory pain	M	4	
	Tramadol	M	5	
	Acetaminophen	A	7	
	Intraarticular Corticosteroids	M	6	
	Arthroscopic Partial Meniscectomy or Loose Body Removal	R	3	
	Realignment Osteotomy	M	5	-

Scenario 167:	Treatment	Appropriateness	Median	Agreement
Function-Limiting Pain at Moderate to Long Distances, Lack of Full Extension (> 5 degree flexion contracture) and/or Flexion (< 110 degrees), Ligamentous Instability, Arthritic Involvement Predominantly in One Compartment, Severe Joint Space Narrowing, Limb Alignment - Varus/Valgus and/or Patellofemoral mal-alignment, Mechanical Symptoms Absent, Middle-Aged	Self-Management Programs	A	9	+
	Prescribed Physical Therapy	A	8	+
	Hinged Knee Brace and/or Unloading Brace	M	6	
	Nonsteroidal anti-inflammatory drugs	A	8	+
	Narcotic medicine for refractory pain	R	3	
	Tramadol	M	5	
	Acetaminophen	A	7	
	Intraarticular Corticosteroids	A	8	
	Arthroscopic Partial Meniscectomy or Loose Body Removal	R	2	
	Realignment Osteotomy	M	4	

Scenario 168:	Treatment	Appropriateness	Median	Agreement
Function-Limiting Pain at Moderate to Long Distances, Lack of Full Extension (> 5 degree flexion contracture) and/or Flexion (< 110 degrees), Ligamentous Instability, Arthritic Involvement Predominantly in One Compartment, Severe Joint Space Narrowing, Limb Alignment - Varus/Valgus and/or Patellofemoral mal-alignment, Mechanical Symptoms Absent, Elderly	Self-Management Programs	A	9	+
	Prescribed Physical Therapy	A	8	+
	Hinged Knee Brace and/or Unloading Brace	M	5	
	Nonsteroidal anti-inflammatory drugs	A	7	
	Narcotic medicine for refractory pain	R	3	
	Tramadol	M	5	
	Acetaminophen	A	7	
	Intraarticular Corticosteroids	A	8	
	Arthroscopic Partial Meniscectomy or Loose Body Removal	R	3	+
	Realignment Osteotomy	R	2	

Scenario 169:	Treatment	Appropriateness	Median	Agreement
Function-Limiting Pain at Moderate to Long Distances, Lack of Full Extension (> 5 degree flexion contracture) and/or Flexion (< 110 degrees), Ligamentous Instability, Arthritic Involvement in More than One Compartment, Mild to Moderate Joint Space Narrowing, Limb Alignment - No Varus/Valgus/Patellofemoral Deformity, Mechanical Symptoms Present, Young	Self-Management Programs	A	9	+
	Prescribed Physical Therapy	A	8	+
	Hinged Knee Brace and/or Unloading Brace	M	5	
	Nonsteroidal anti-inflammatory drugs	A	8	+
	Narcotic medicine for refractory pain	R	2	+
	Tramadol	M	5	
	Acetaminophen	A	7	
	Intraarticular Corticosteroids	M	6	
	Arthroscopic Partial Meniscectomy or Loose Body Removal	A	8	
	Realignment Osteotomy	R	2	

Scenario 170:	Treatment	Appropriateness	Median	Agreement
Function-Limiting Pain at Moderate to Long Distances, Lack of Full Extension (> 5 degree flexion contracture) and/or Flexion (< 110 degrees), Ligamentous Instability, Arthritic Involvement in More than One Compartment, Mild to Moderate Joint Space Narrowing, Limb Alignment - No Varus/Valgus/Patellofemoral Deformity, Mechanical Symptoms Present, Middle-Aged	Self-Management Programs	A	9	+
	Prescribed Physical Therapy	A	8	+
	Hinged Knee Brace and/or Unloading Brace	M	5	-
	Nonsteroidal anti-inflammatory drugs	A	7	+
	Narcotic medicine for refractory pain	R	3	+
	Tramadol	M	4	
	Acetaminophen	A	7	
	Intraarticular Corticosteroids	A	7	
	Arthroscopic Partial Meniscectomy or Loose Body Removal	A	7	
	Realignment Osteotomy	R	1	+

Scenario 171:	Treatment	Appropriateness	Median	Agreement
Function-Limiting Pain at Moderate to Long Distances, Lack of Full Extension (> 5 degree flexion contracture) and/or Flexion (< 110 degrees), Ligamentous Instability, Arthritic Involvement in More than One Compartment, Mild to Moderate Joint Space Narrowing, Limb Alignment - No Varus/Valgus/Patellofemoral Deformity, Mechanical Symptoms Present, Elderly	Self-Management Programs	A	9	+
	Prescribed Physical Therapy	A	8	+
	Hinged Knee Brace and/or Unloading Brace	M	5	-
	Nonsteroidal anti-inflammatory drugs	A	7	
	Narcotic medicine for refractory pain	R	3	
	Tramadol	M	6	
	Acetaminophen	A	7	
	Intraarticular Corticosteroids	A	7	
	Arthroscopic Partial Meniscectomy or Loose Body Removal	M	6	
	Realignment Osteotomy	R	1	+

Scenario 172:	Treatment	Appropriateness	Median	Agreement
Function-Limiting Pain at Moderate to Long Distances, Lack of Full Extension (> 5 degree flexion contracture) and/or Flexion (< 110 degrees), Ligamentous Instability, Arthritic Involvement in More than One Compartment, Mild to Moderate Joint Space Narrowing, Limb Alignment - No Varus/Valgus/Patellofemoral Deformity, Mechanical Symptoms Absent, Young	Self-Management Programs	A	9	+
	Prescribed Physical Therapy	A	8	+
	Hinged Knee Brace and/or Unloading Brace	M	5	-
	Nonsteroidal anti-inflammatory drugs	A	8	+
	Narcotic medicine for refractory pain	R	3	
	Tramadol	M	5	
	Acetaminophen	A	7	
	Intraarticular Corticosteroids	M	6	
	Arthroscopic Partial Meniscectomy or Loose Body Removal	R	2	
	Realignment Osteotomy	R	1	+

Scenario 173:	Treatment	Appropriateness	Median	Agreement
Function-Limiting Pain at Moderate to Long Distances, Lack of Full Extension (> 5 degree flexion contracture) and/or Flexion (< 110 degrees), Ligamentous Instability, Arthritic Involvement in More than One Compartment, Mild to Moderate Joint Space Narrowing, Limb Alignment - No Varus/Valgus/Patellofemoral Deformity, Mechanical Symptoms Absent, Middle-Aged	Self-Management Programs	A	9	+
	Prescribed Physical Therapy	A	8	+
	Hinged Knee Brace and/or Unloading Brace	M	4	
	Nonsteroidal anti-inflammatory drugs	A	7	
	Narcotic medicine for refractory pain	R	3	+
	Tramadol	M	4	
	Acetaminophen	A	7	
	Intraarticular Corticosteroids	M	6	
	Arthroscopic Partial Meniscectomy or Loose Body Removal	R	2	+
	Realignment Osteotomy	R	1	+

Scenario 174:	Treatment	Appropriateness	Median	Agreement
Function-Limiting Pain at Moderate to Long Distances, Lack of Full Extension (> 5 degree flexion contracture) and/or Flexion (< 110 degrees), Ligamentous Instability, Arthritic Involvement in More than One Compartment, Mild to Moderate Joint Space Narrowing, Limb Alignment - No Varus/Valgus/Patellofemoral Deformity, Mechanical Symptoms Absent, Elderly	Self-Management Programs	A	9	+
	Prescribed Physical Therapy	A	8	+
	Hinged Knee Brace and/or Unloading Brace	M	4	
	Nonsteroidal anti-inflammatory drugs	M	6	
	Narcotic medicine for refractory pain	R	3	
	Tramadol	M	6	
	Acetaminophen	A	7	
	Intraarticular Corticosteroids	A	7	
	Arthroscopic Partial Meniscectomy or Loose Body Removal	R	2	+
	Realignment Osteotomy	R	1	+

Scenario 175:	Treatment	Appropriateness	Median	Agreement
Function-Limiting Pain at Moderate to Long Distances, Lack of Full Extension (> 5 degree flexion contracture) and/or Flexion (< 110 degrees), Ligamentous Instability, Arthritic Involvement in More than One Compartment, Mild to Moderate Joint Space Narrowing, Limb Alignment - Varus/Valgus and/or Patellofemoral mal-alignment, Mechanical Symptoms Present, Young	Self-Management Programs	A	9	+
	Prescribed Physical Therapy	A	8	+
	Hinged Knee Brace and/or Unloading Brace	M	5	
	Nonsteroidal anti-inflammatory drugs	A	8	+
	Narcotic medicine for refractory pain	R	2	+
	Tramadol	M	4	
	Acetaminophen	A	7	
	Intraarticular Corticosteroids	M	5	
	Arthroscopic Partial Meniscectomy or Loose Body Removal	M	6	
	Realignment Osteotomy	M	4	

Scenario 176:	Treatment	Appropriateness	Median	Agreement
Function-Limiting Pain at Moderate to Long Distances, Lack of Full Extension (> 5 degree flexion contracture) and/or Flexion (< 110 degrees), Ligamentous Instability, Arthritic Involvement in More than One Compartment, Mild to Moderate Joint Space Narrowing, Limb Alignment - Varus/Valgus and/or Patellofemoral mal-alignment, Mechanical Symptoms Present, Middle-Aged	Self-Management Programs	A	9	+
	Prescribed Physical Therapy	A	8	+
	Hinged Knee Brace and/or Unloading Brace	M	5	
	Nonsteroidal anti-inflammatory drugs	A	7	+
	Narcotic medicine for refractory pain	R	3	+
	Tramadol	M	4	
	Acetaminophen	A	7	
	Intraarticular Corticosteroids	A	7	
	Arthroscopic Partial Meniscectomy or Loose Body Removal	M	6	
	Realignment Osteotomy	R	3	

Scenario 177:	Treatment	Appropriateness	Median	Agreement
Function-Limiting Pain at Moderate to Long Distances, Lack of Full Extension (> 5 degree flexion contracture) and/or Flexion (< 110 degrees), Ligamentous Instability, Arthritic Involvement in More than One Compartment, Mild to Moderate Joint Space Narrowing, Limb Alignment - Varus/Valgus and/or Patellofemoral mal-alignment, Mechanical Symptoms Present, Elderly	Self-Management Programs	A	9	+
	Prescribed Physical Therapy	A	8	+
	Hinged Knee Brace and/or Unloading Brace	M	5	
	Nonsteroidal anti-inflammatory drugs	A	7	
	Narcotic medicine for refractory pain	R	3	
	Tramadol	M	5	
	Acetaminophen	A	7	
	Intraarticular Corticosteroids	A	7	
	Arthroscopic Partial Meniscectomy or Loose Body Removal	M	6	
	Realignment Osteotomy	R	2	

Scenario 178:	Treatment	Appropriateness	Median	Agreement
Function-Limiting Pain at Moderate to Long Distances, Lack of Full Extension (> 5 degree flexion contracture) and/or Flexion (< 110 degrees), Ligamentous Instability, Arthritic Involvement in More than One Compartment, Mild to Moderate Joint Space Narrowing, Limb Alignment - Varus/Valgus and/or Patellofemoral mal-alignment, Mechanical Symptoms Absent, Young	Self-Management Programs	A	9	+
	Prescribed Physical Therapy	A	8	+
	Hinged Knee Brace and/or Unloading Brace	M	6	
	Nonsteroidal anti-inflammatory drugs	A	8	+
	Narcotic medicine for refractory pain	R	3	
	Tramadol	M	5	
	Acetaminophen	A	7	
	Intraarticular Corticosteroids	M	6	
	Arthroscopic Partial Meniscectomy or Loose Body Removal	R	2	
	Realignment Osteotomy	M	4	-

Scenario 179:	Treatment	Appropriateness	Median	Agreement
Function-Limiting Pain at Moderate to Long Distances, Lack of Full Extension (> 5 degree flexion contracture) and/or Flexion (< 110 degrees), Ligamentous Instability, Arthritic Involvement in More than One Compartment, Mild to Moderate Joint Space Narrowing, Limb Alignment - Varus/Valgus and/or Patellofemoral mal-alignment, Mechanical Symptoms Absent, Middle-Aged	Self-Management Programs	A	9	+
	Prescribed Physical Therapy	A	8	+
	Hinged Knee Brace and/or Unloading Brace	M	5	
	Nonsteroidal anti-inflammatory drugs	A	7	+
	Narcotic medicine for refractory pain	R	3	+
	Tramadol	M	4	
	Acetaminophen	A	7	
	Intraarticular Corticosteroids	A	8	
	Arthroscopic Partial Meniscectomy or Loose Body Removal	R	2	
	Realignment Osteotomy	R	3	

Scenario 180:	Treatment	Appropriateness	Median	Agreement
Function-Limiting Pain at Moderate to Long Distances, Lack of Full Extension (> 5 degree flexion contracture) and/or Flexion (< 110 degrees), Ligamentous Instability, Arthritic Involvement in More than One Compartment, Mild to Moderate Joint Space Narrowing, Limb Alignment - Varus/Valgus and/or Patellofemoral mal-alignment, Mechanical Symptoms Absent, Elderly	Self-Management Programs	A	9	+
	Prescribed Physical Therapy	A	8	+
	Hinged Knee Brace and/or Unloading Brace	M	5	
	Nonsteroidal anti-inflammatory drugs	A	7	
	Narcotic medicine for refractory pain	R	3	
	Tramadol	M	6	
	Acetaminophen	A	7	
	Intraarticular Corticosteroids	A	8	
	Arthroscopic Partial Meniscectomy or Loose Body Removal	R	2	+
	Realignment Osteotomy	R	2	

Scenario 181:	Treatment	Appropriateness	Median	Agreement
Function-Limiting Pain at Moderate to Long Distances, Lack of Full Extension (> 5 degree flexion contracture) and/or Flexion (< 110 degrees), Ligamentous Instability, Arthritic Involvement in More than One Compartment, Severe Joint Space Narrowing, Limb Alignment - No Varus/Valgus/Patellofemoral Deformity, Mechanical Symptoms Present, Young	Self-Management Programs	A	9	+
	Prescribed Physical Therapy	A	8	+
	Hinged Knee Brace and/or Unloading Brace	M	5	-
	Nonsteroidal anti-inflammatory drugs	A	8	+
	Narcotic medicine for refractory pain	R	3	
	Tramadol	M	5	
	Acetaminophen	A	7	
	Intraarticular Corticosteroids	M	6	
	Arthroscopic Partial Meniscectomy or Loose Body Removal	M	5	-
	Realignment Osteotomy	R	2	+

Scenario 182:	Treatment	Appropriateness	Median	Agreement
Function-Limiting Pain at Moderate to Long Distances, Lack of Full Extension (> 5 degree flexion contracture) and/or Flexion (< 110 degrees), Ligamentous Instability, Arthritic Involvement in More than One Compartment, Severe Joint Space Narrowing, Limb Alignment - No Varus/Valgus/Patellofemoral Deformity, Mechanical Symptoms Present, Middle-Aged	Self-Management Programs	A	9	+
	Prescribed Physical Therapy	A	8	+
	Hinged Knee Brace and/or Unloading Brace	M	4	-
	Nonsteroidal anti-inflammatory drugs	A	7	+
	Narcotic medicine for refractory pain	R	3	+
	Tramadol	M	5	
	Acetaminophen	A	7	
	Intraarticular Corticosteroids	M	6	
	Arthroscopic Partial Meniscectomy or Loose Body Removal	A	7	-
	Realignment Osteotomy	R	1	+

Scenario 183:	Treatment	Appropriateness	Median	Agreement
Function-Limiting Pain at Moderate to Long Distances, Lack of Full Extension (> 5 degree flexion contracture) and/or Flexion (< 110 degrees), Ligamentous Instability, Arthritic Involvement in More than One Compartment, Severe Joint Space Narrowing, Limb Alignment - No Varus/Valgus/Patellofemoral Deformity, Mechanical Symptoms Present, Elderly	Self-Management Programs	A	9	+
	Prescribed Physical Therapy	A	8	
	Hinged Knee Brace and/or Unloading Brace	M	5	-
	Nonsteroidal anti-inflammatory drugs	A	7	
	Narcotic medicine for refractory pain	R	3	
	Tramadol	M	6	
	Acetaminophen	A	7	
	Intraarticular Corticosteroids	A	7	
	Arthroscopic Partial Meniscectomy or Loose Body Removal	M	5	-
	Realignment Osteotomy	R	1	+

Scenario 184:	Treatment	Appropriateness	Median	Agreement
Function-Limiting Pain at Moderate to Long Distances, Lack of Full Extension (> 5 degree flexion contracture) and/or Flexion (< 110 degrees), Ligamentous Instability, Arthritic Involvement in More than One Compartment, Severe Joint Space Narrowing, Limb Alignment - No Varus/Valgus/Patellofemoral Deformity, Mechanical Symptoms Absent, Young	Self-Management Programs	A	9	+
	Prescribed Physical Therapy	A	8	+
	Hinged Knee Brace and/or Unloading Brace	M	5	-
	Nonsteroidal anti-inflammatory drugs	A	8	+
	Narcotic medicine for refractory pain	R	3	
	Tramadol	M	5	
	Acetaminophen	A	7	
	Intraarticular Corticosteroids	M	6	
	Arthroscopic Partial Meniscectomy or Loose Body Removal	R	2	
	Realignment Osteotomy	R	1	+

Scenario 185:	Treatment	Appropriateness	Median	Agreement
Function-Limiting Pain at Moderate to Long Distances, Lack of Full Extension (> 5 degree flexion contracture) and/or Flexion (< 110 degrees), Ligamentous Instability, Arthritic Involvement in More than One Compartment, Severe Joint Space Narrowing, Limb Alignment - No Varus/Valgus/Patellofemoral Deformity, Mechanical Symptoms Absent, Middle-Aged	Self-Management Programs	A	9	+
	Prescribed Physical Therapy	A	8	+
	Hinged Knee Brace and/or Unloading Brace	M	4	-
	Nonsteroidal anti-inflammatory drugs	A	8	+
	Narcotic medicine for refractory pain	R	3	+
	Tramadol	M	5	
	Acetaminophen	A	7	
	Intraarticular Corticosteroids	A	8	
	Arthroscopic Partial Meniscectomy or Loose Body Removal	R	2	+
	Realignment Osteotomy	R	1	+

Scenario 186:	Treatment	Appropriateness	Median	Agreement
Function-Limiting Pain at Moderate to Long Distances, Lack of Full Extension (> 5 degree flexion contracture) and/or Flexion (< 110 degrees), Ligamentous Instability, Arthritic Involvement in More than One Compartment, Severe Joint Space Narrowing, Limb Alignment - No Varus/Valgus/Patellofemoral Deformity, Mechanical Symptoms Absent, Elderly	Self-Management Programs	A	9	+
	Prescribed Physical Therapy	A	8	
	Hinged Knee Brace and/or Unloading Brace	M	4	
	Nonsteroidal anti-inflammatory drugs	A	7	
	Narcotic medicine for refractory pain	R	3	
	Tramadol	M	6	
	Acetaminophen	A	7	
	Intraarticular Corticosteroids	A	8	
	Arthroscopic Partial Meniscectomy or Loose Body Removal	R	2	+
	Realignment Osteotomy	R	1	+

Scenario 187:	Treatment	Appropriateness	Median	Agreement
Function-Limiting Pain at Moderate to Long Distances, Lack of Full Extension (> 5 degree flexion contracture) and/or Flexion (< 110 degrees), Ligamentous Instability, Arthritic Involvement in More than One Compartment, Severe Joint Space Narrowing, Limb Alignment - Varus/Valgus and/or Patellofemoral mal-alignment, Mechanical Symptoms Present, Young	Self-Management Programs	A	9	+
	Prescribed Physical Therapy	A	8	+
	Hinged Knee Brace and/or Unloading Brace	M	5	
	Nonsteroidal anti-inflammatory drugs	A	8	+
	Narcotic medicine for refractory pain	R	3	
	Tramadol	M	5	
	Acetaminophen	A	7	
	Intraarticular Corticosteroids	M	6	
	Arthroscopic Partial Meniscectomy or Loose Body Removal	M	6	
	Realignment Osteotomy	M	4	

Scenario 188:	Treatment	Appropriateness	Median	Agreement
Function-Limiting Pain at Moderate to Long Distances, Lack of Full Extension (> 5 degree flexion contracture) and/or Flexion (< 110 degrees), Ligamentous Instability, Arthritic Involvement in More than One Compartment, Severe Joint Space Narrowing, Limb Alignment - Varus/Valgus and/or Patellofemoral mal-alignment, Mechanical Symptoms Present, Middle-Aged	Self-Management Programs	A	9	+
	Prescribed Physical Therapy	A	8	+
	Hinged Knee Brace and/or Unloading Brace	M	5	
	Nonsteroidal anti-inflammatory drugs	A	7	+
	Narcotic medicine for refractory pain	R	3	+
	Tramadol	M	5	
	Acetaminophen	A	7	
	Intraarticular Corticosteroids	A	7	
	Arthroscopic Partial Meniscectomy or Loose Body Removal	M	5	-
	Realignment Osteotomy	R	3	

Scenario 189:	Treatment	Appropriateness	Median	Agreement
Function-Limiting Pain at Moderate to Long Distances, Lack of Full Extension (> 5 degree flexion contracture) and/or Flexion (< 110 degrees), Ligamentous Instability, Arthritic Involvement in More than One Compartment, Severe Joint Space Narrowing, Limb Alignment - Varus/Valgus and/or Patellofemoral mal-alignment, Mechanical Symptoms Present, Elderly	Self-Management Programs	A	9	+
	Prescribed Physical Therapy	A	8	+
	Hinged Knee Brace and/or Unloading Brace	M	5	
	Nonsteroidal anti-inflammatory drugs	A	7	
	Narcotic medicine for refractory pain	R	3	
	Tramadol	M	6	
	Acetaminophen	A	7	
	Intraarticular Corticosteroids	A	7	
	Arthroscopic Partial Meniscectomy or Loose Body Removal	M	5	-
	Realignment Osteotomy	R	3	

Scenario 190:	Treatment	Appropriateness	Median	Agreement
Function-Limiting Pain at Moderate to Long Distances, Lack of Full Extension (> 5 degree flexion contracture) and/or Flexion (< 110 degrees), Ligamentous Instability, Arthritic Involvement in More than One Compartment, Severe Joint Space Narrowing, Limb Alignment - Varus/Valgus and/or Patellofemoral mal-alignment, Mechanical Symptoms Absent, Young	Self-Management Programs	A	9	+
	Prescribed Physical Therapy	A	8	+
	Hinged Knee Brace and/or Unloading Brace	M	5	
	Nonsteroidal anti-inflammatory drugs	A	8	+
	Narcotic medicine for refractory pain	R	3	
	Tramadol	M	5	
	Acetaminophen	A	7	
	Intraarticular Corticosteroids	M	6	
	Arthroscopic Partial Meniscectomy or Loose Body Removal	R	3	+
	Realignment Osteotomy	M	4	

Scenario 191:	Treatment	Appropriateness	Median	Agreement
Function-Limiting Pain at Moderate to Long Distances, Lack of Full Extension (> 5 degree flexion contracture) and/or Flexion (< 110 degrees), Ligamentous Instability, Arthritic Involvement in More than One Compartment, Severe Joint Space Narrowing, Limb Alignment - Varus/Valgus and/or Patellofemoral mal-alignment, Mechanical Symptoms Absent, Middle-Aged	Self-Management Programs	A	9	+
	Prescribed Physical Therapy	A	8	+
	Hinged Knee Brace and/or Unloading Brace	M	5	
	Nonsteroidal anti-inflammatory drugs	A	8	+
	Narcotic medicine for refractory pain	R	3	+
	Tramadol	M	5	
	Acetaminophen	A	7	
	Intraarticular Corticosteroids	A	8	
	Arthroscopic Partial Meniscectomy or Loose Body Removal	R	3	+
	Realignment Osteotomy	R	3	

Scenario 192:	Treatment	Appropriateness	Median	Agreement
Function-Limiting Pain at Moderate to Long Distances, Lack of Full Extension (> 5 degree flexion contracture) and/or Flexion (< 110 degrees), Ligamentous Instability, Arthritic Involvement in More than One Compartment, Severe Joint Space Narrowing, Limb Alignment - Varus/Valgus and/or Patellofemoral mal-alignment, Mechanical Symptoms Absent, Elderly	Self-Management Programs	A	9	+
	Prescribed Physical Therapy	A	8	+
	Hinged Knee Brace and/or Unloading Brace	M	5	
	Nonsteroidal anti-inflammatory drugs	A	7	
	Narcotic medicine for refractory pain	R	3	
	Tramadol	M	6	
	Acetaminophen	A	7	
	Intraarticular Corticosteroids	A	8	
	Arthroscopic Partial Meniscectomy or Loose Body Removal	R	3	+
	Realignment Osteotomy	R	3	

Scenario 193:	Treatment	Appropriateness	Median	Agreement
Function-Limiting Pain at Short Distances, Full Range of Extension/ Flexion, No Ligamentous Instability, Arthritic Involvement Predominantly in One Compartment, Mild to Moderate Joint Space Narrowing, Limb Alignment - No Varus/Valgus/Patellofemoral Deformity, Mechanical Symptoms Present, Young	Self-Management Programs	A	9	+
	Prescribed Physical Therapy	A	7	+
	Hinged Knee Brace and/or Unloading Brace	M	4	
	Nonsteroidal anti-inflammatory drugs	A	8	+
	Narcotic medicine for refractory pain	R	3	
	Tramadol	M	6	
	Acetaminophen	A	7	
	Intraarticular Corticosteroids	A	7	
	Arthroscopic Partial Meniscectomy or Loose Body Removal	A	7	
	Realignment Osteotomy	R	3	

Scenario 194:	Treatment	Appropriateness	Median	Agreement
Function-Limiting Pain at Short Distances, Full Range of Extension/ Flexion, No Ligamentous Instability, Arthritic Involvement Predominantly in One Compartment, Mild to Moderate Joint Space Narrowing, Limb Alignment - No Varus/Valgus/Patellofemoral Deformity, Mechanical Symptoms Present, Middle-Aged	Self-Management Programs	A	9	+
	Prescribed Physical Therapy	A	7	
	Hinged Knee Brace and/or Unloading Brace	M	5	
	Nonsteroidal anti-inflammatory drugs	A	8	+
	Narcotic medicine for refractory pain	R	3	+
	Tramadol	M	6	
	Acetaminophen	A	7	
	Intraarticular Corticosteroids	A	7	
	Arthroscopic Partial Meniscectomy or Loose Body Removal	A	7	
	Realignment Osteotomy	R	1	

Scenario 195:	Treatment	Appropriateness	Median	Agreement
Function-Limiting Pain at Short Distances, Full Range of Extension/ Flexion, No Ligamentous Instability, Arthritic Involvement Predominantly in One Compartment, Mild to Moderate Joint Space Narrowing, Limb Alignment - No Varus/Valgus/Patellofemoral Deformity, Mechanical Symptoms Present, Elderly	Self-Management Programs	A	8	+
	Prescribed Physical Therapy	A	8	+
	Hinged Knee Brace and/or Unloading Brace	M	5	
	Nonsteroidal anti-inflammatory drugs	A	7	
	Narcotic medicine for refractory pain	R	3	
	Tramadol	M	6	
	Acetaminophen	A	7	
	Intraarticular Corticosteroids	A	7	
	Arthroscopic Partial Meniscectomy or Loose Body Removal	A	7	
	Realignment Osteotomy	R	1	+

Scenario 196:	Treatment	Appropriateness	Median	Agreement
Function-Limiting Pain at Short Distances, Full Range of Extension/ Flexion, No Ligamentous Instability, Arthritic Involvement Predominantly in One Compartment, Mild to Moderate Joint Space Narrowing, Limb Alignment - No Varus/Valgus/Patellofemoral Deformity, Mechanical Symptoms Absent, Young	Self-Management Programs	A	9	+
	Prescribed Physical Therapy	A	7	+
	Hinged Knee Brace and/or Unloading Brace	M	4	
	Nonsteroidal anti-inflammatory drugs	A	8	+
	Narcotic medicine for refractory pain	R	3	
	Tramadol	M	6	
	Acetaminophen	A	7	
	Intraarticular Corticosteroids	M	5	
	Arthroscopic Partial Meniscectomy or Loose Body Removal	R	2	
	Realignment Osteotomy	R	3	

Scenario 197:	Treatment	Appropriateness	Median	Agreement
Function-Limiting Pain at Short Distances, Full Range of Extension/ Flexion, No Ligamentous Instability, Arthritic Involvement Predominantly in One Compartment, Mild to Moderate Joint Space Narrowing, Limb Alignment - No Varus/Valgus/Patellofemoral Deformity, Mechanical Symptoms Absent, Middle-Aged	Self-Management Programs	A	9	+
	Prescribed Physical Therapy	A	8	+
	Hinged Knee Brace and/or Unloading Brace	M	4	
	Nonsteroidal anti-inflammatory drugs	A	7	+
	Narcotic medicine for refractory pain	R	3	+
	Tramadol	M	6	
	Acetaminophen	A	7	
	Intraarticular Corticosteroids	A	7	
	Arthroscopic Partial Meniscectomy or Loose Body Removal	R	2	
	Realignment Osteotomy	R	1	+

Scenario 198:	Treatment	Appropriateness	Median	Agreement
Function-Limiting Pain at Short Distances, Full Range of Extension/ Flexion, No Ligamentous Instability, Arthritic Involvement Predominantly in One Compartment, Mild to Moderate Joint Space Narrowing, Limb Alignment - No Varus/Valgus/Patellofemoral Deformity, Mechanical Symptoms Absent, Elderly	Self-Management Programs	A	9	+
	Prescribed Physical Therapy	A	8	+
	Hinged Knee Brace and/or Unloading Brace	M	5	-
	Nonsteroidal anti-inflammatory drugs	A	7	
	Narcotic medicine for refractory pain	R	3	
	Tramadol	M	6	
	Acetaminophen	A	7	
	Intraarticular Corticosteroids	A	7	
	Arthroscopic Partial Meniscectomy or Loose Body Removal	R	2	+
	Realignment Osteotomy	R	1	+

Scenario 199:	Treatment	Appropriateness	Median	Agreement
Function-Limiting Pain at Short Distances, Full Range of Extension/ Flexion, No Ligamentous Instability, Arthritic Involvement Predominantly in One Compartment, Mild to Moderate Joint Space Narrowing, Limb Alignment - Varus/Valgus and/or Patellofemoral mal-alignment, Mechanical Symptoms Present, Young	Self-Management Programs	A	9	+
	Prescribed Physical Therapy	A	7	+
	Hinged Knee Brace and/or Unloading Brace	A	7	
	Nonsteroidal anti-inflammatory drugs	A	8	+
	Narcotic medicine for refractory pain	R	3	
	Tramadol	M	5	
	Acetaminophen	A	7	
	Intraarticular Corticosteroids	M	6	
	Arthroscopic Partial Meniscectomy or Loose Body Removal	A	7	
	Realignment Osteotomy	M	6	

Scenario 200:	Treatment	Appropriateness	Median	Agreement
Function-Limiting Pain at Short Distances, Full Range of Extension/ Flexion, No Ligamentous Instability, Arthritic Involvement Predominantly in One Compartment, Mild to Moderate Joint Space Narrowing, Limb Alignment - Varus/Valgus and/or Patellofemoral mal-alignment, Mechanical Symptoms Present, Middle-Aged	Self-Management Programs	A	9	+
	Prescribed Physical Therapy	A	8	+
	Hinged Knee Brace and/or Unloading Brace	M	6	
	Nonsteroidal anti-inflammatory drugs	A	7	+
	Narcotic medicine for refractory pain	R	3	+
	Tramadol	M	5	
	Acetaminophen	A	7	
	Intraarticular Corticosteroids	M	6	
	Arthroscopic Partial Meniscectomy or Loose Body Removal	A	7	
	Realignment Osteotomy	M	5	

Scenario 201:	Treatment	Appropriateness	Median	Agreement
Function-Limiting Pain at Short Distances, Full Range of Extension/ Flexion, No Ligamentous Instability, Arthritic Involvement Predominantly in One Compartment, Mild to Moderate Joint Space Narrowing, Limb Alignment - Varus/Valgus and/or Patellofemoral mal-alignment, Mechanical Symptoms Present, Elderly	Self-Management Programs	A	9	+
	Prescribed Physical Therapy	A	8	+
	Hinged Knee Brace and/or Unloading Brace	M	6	
	Nonsteroidal anti-inflammatory drugs	A	7	
	Narcotic medicine for refractory pain	R	3	
	Tramadol	M	6	
	Acetaminophen	A	7	
	Intraarticular Corticosteroids	A	7	
	Arthroscopic Partial Meniscectomy or Loose Body Removal	M	6	
	Realignment Osteotomy	M	4	

Scenario 202:	Treatment	Appropriateness	Median	Agreement
Function-Limiting Pain at Short Distances, Full Range of Extension/ Flexion, No Ligamentous Instability, Arthritic Involvement Predominantly in One Compartment, Mild to Moderate Joint Space Narrowing, Limb Alignment - Varus/Valgus and/or Patellofemoral mal-alignment, Mechanical Symptoms Absent, Young	Self-Management Programs	A	9	+
	Prescribed Physical Therapy	A	7	+
	Hinged Knee Brace and/or Unloading Brace	M	6	
	Nonsteroidal anti-inflammatory drugs	A	8	+
	Narcotic medicine for refractory pain	R	3	
	Tramadol	M	5	
	Acetaminophen	A	7	
	Intraarticular Corticosteroids	M	6	
	Arthroscopic Partial Meniscectomy or Loose Body Removal	R	2	
	Realignment Osteotomy	M	5	

Scenario 203:	Treatment	Appropriateness	Median	Agreement
Function-Limiting Pain at Short Distances, Full Range of Extension/ Flexion, No Ligamentous Instability, Arthritic Involvement Predominantly in One Compartment, Mild to Moderate Joint Space Narrowing, Limb Alignment - Varus/Valgus and/or Patellofemoral mal-alignment, Mechanical Symptoms Absent, Middle-Aged	Self-Management Programs	A	9	+
	Prescribed Physical Therapy	A	7	+
	Hinged Knee Brace and/or Unloading Brace	M	5	
	Nonsteroidal anti-inflammatory drugs	A	7	
	Narcotic medicine for refractory pain	R	3	+
	Tramadol	M	5	
	Acetaminophen	A	7	
	Intraarticular Corticosteroids	A	7	
	Arthroscopic Partial Meniscectomy or Loose Body Removal	R	2	
	Realignment Osteotomy	M	4	

Scenario 204:	Treatment	Appropriateness	Median	Agreement
Function-Limiting Pain at Short Distances, Full Range of Extension/ Flexion, No Ligamentous Instability, Arthritic Involvement Predominantly in One Compartment, Mild to Moderate Joint Space Narrowing, Limb Alignment - Varus/Valgus and/or Patellofemoral mal-alignment, Mechanical Symptoms Absent, Elderly	Self-Management Programs	A	9	+
	Prescribed Physical Therapy	A	8	+
	Hinged Knee Brace and/or Unloading Brace	M	5	
	Nonsteroidal anti-inflammatory drugs	A	7	
	Narcotic medicine for refractory pain	R	3	
	Tramadol	M	6	
	Acetaminophen	A	7	
	Intraarticular Corticosteroids	A	7	
	Arthroscopic Partial Meniscectomy or Loose Body Removal	R	2	+
	Realignment Osteotomy	R	3	

Scenario 205:	Treatment	Appropriateness	Median	Agreement
Function-Limiting Pain at Short Distances, Full Range of Extension/ Flexion, No Ligamentous Instability, Arthritic Involvement Predominantly in One Compartment, Severe Joint Space Narrowing, Limb Alignment - No Varus/Valgus/Patellofemoral Deformity, Mechanical Symptoms Present, Young	Self-Management Programs	A	9	+
	Prescribed Physical Therapy	A	7	+
	Hinged Knee Brace and/or Unloading Brace	M	4	
	Nonsteroidal anti-inflammatory drugs	A	8	+
	Narcotic medicine for refractory pain	R	3	
	Tramadol	M	6	
	Acetaminophen	A	7	
	Intraarticular Corticosteroids	A	7	
	Arthroscopic Partial Meniscectomy or Loose Body Removal	A	7	
	Realignment Osteotomy	R	3	

Scenario 206:	Treatment	Appropriateness	Median	Agreement
Function-Limiting Pain at Short Distances, Full Range of Extension/ Flexion, No Ligamentous Instability, Arthritic Involvement Predominantly in One Compartment, Severe Joint Space Narrowing, Limb Alignment - No Varus/Valgus/Patellofemoral Deformity, Mechanical Symptoms Present, Middle-Aged	Self-Management Programs	A	9	+
	Prescribed Physical Therapy	A	8	+
	Hinged Knee Brace and/or Unloading Brace	M	5	
	Nonsteroidal anti-inflammatory drugs	A	8	+
	Narcotic medicine for refractory pain	R	3	+
	Tramadol	M	6	
	Acetaminophen	A	7	
	Intraarticular Corticosteroids	A	7	
	Arthroscopic Partial Meniscectomy or Loose Body Removal	A	7	
	Realignment Osteotomy	R	1	

Scenario 207:	Treatment	Appropriateness	Median	Agreement
Function-Limiting Pain at Short Distances, Full Range of Extension/ Flexion, No Ligamentous Instability, Arthritic Involvement Predominantly in One Compartment, Severe Joint Space Narrowing, Limb Alignment - No Varus/Valgus/Patellofemoral Deformity, Mechanical Symptoms Present, Elderly	Self-Management Programs	A	8	+
	Prescribed Physical Therapy	A	8	+
	Hinged Knee Brace and/or Unloading Brace	M	5	
	Nonsteroidal anti-inflammatory drugs	A	7	
	Narcotic medicine for refractory pain	R	3	
	Tramadol	M	6	
	Acetaminophen	A	7	
	Intraarticular Corticosteroids	A	7	
	Arthroscopic Partial Meniscectomy or Loose Body Removal	M	6	
	Realignment Osteotomy	R	1	+

Scenario 208:	Treatment	Appropriateness	Median	Agreement
Function-Limiting Pain at Short Distances, Full Range of Extension/ Flexion, No Ligamentous Instability, Arthritic Involvement Predominantly in One Compartment, Severe Joint Space Narrowing, Limb Alignment - No Varus/Valgus/Patellofemoral Deformity, Mechanical Symptoms Absent, Young	Self-Management Programs	A	9	+
	Prescribed Physical Therapy	A	7	+
	Hinged Knee Brace and/or Unloading Brace	M	5	
	Nonsteroidal anti-inflammatory drugs	A	8	+
	Narcotic medicine for refractory pain	R	3	
	Tramadol	M	6	
	Acetaminophen	A	7	
	Intraarticular Corticosteroids	A	7	
	Arthroscopic Partial Meniscectomy or Loose Body Removal	R	2	
	Realignment Osteotomy	R	2	

Scenario 209:	Treatment	Appropriateness	Median	Agreement
Function-Limiting Pain at Short Distances, Full Range of Extension/ Flexion, No Ligamentous Instability, Arthritic Involvement Predominantly in One Compartment, Severe Joint Space Narrowing, Limb Alignment - No Varus/Valgus/Patellofemoral Deformity, Mechanical Symptoms Absent, Middle-Aged	Self-Management Programs	A	9	+
	Prescribed Physical Therapy	A	7	+
	Hinged Knee Brace and/or Unloading Brace	M	4	
	Nonsteroidal anti-inflammatory drugs	A	7	
	Narcotic medicine for refractory pain	R	3	+
	Tramadol	M	6	
	Acetaminophen	A	7	
	Intraarticular Corticosteroids	A	7	
	Arthroscopic Partial Meniscectomy or Loose Body Removal	R	2	+
	Realignment Osteotomy	R	1	+

Scenario 210:	Treatment	Appropriateness	Median	Agreement
Function-Limiting Pain at Short Distances, Full Range of Extension/ Flexion, No Ligamentous Instability, Arthritic Involvement Predominantly in One Compartment, Severe Joint Space Narrowing, Limb Alignment - No Varus/Valgus/Patellofemoral Deformity, Mechanical Symptoms Absent, Elderly	Self-Management Programs	A	9	+
	Prescribed Physical Therapy	A	7	+
	Hinged Knee Brace and/or Unloading Brace	M	5	
	Nonsteroidal anti-inflammatory drugs	M	6	
	Narcotic medicine for refractory pain	R	3	
	Tramadol	M	6	
	Acetaminophen	A	7	
	Intraarticular Corticosteroids	A	7	
	Arthroscopic Partial Meniscectomy or Loose Body Removal	R	2	+
	Realignment Osteotomy	R	1	+

Scenario 211:	Treatment	Appropriateness	Median	Agreement
Function-Limiting Pain at Short Distances, Full Range of Extension/ Flexion, No Ligamentous Instability, Arthritic Involvement Predominantly in One Compartment, Severe Joint Space Narrowing, Limb Alignment - Varus/Valgus and/or Patellofemoral mal-alignment, Mechanical Symptoms Present, Young	Self-Management Programs	A	9	+
	Prescribed Physical Therapy	A	7	+
	Hinged Knee Brace and/or Unloading Brace	A	7	
	Nonsteroidal anti-inflammatory drugs	A	8	+
	Narcotic medicine for refractory pain	R	3	
	Tramadol	M	6	
	Acetaminophen	A	7	
	Intraarticular Corticosteroids	A	7	
	Arthroscopic Partial Meniscectomy or Loose Body Removal	M	5	-
	Realignment Osteotomy	M	5	

Scenario 212:	Treatment	Appropriateness	Median	Agreement
Function-Limiting Pain at Short Distances, Full Range of Extension/ Flexion, No Ligamentous Instability, Arthritic Involvement Predominantly in One Compartment, Severe Joint Space Narrowing, Limb Alignment - Varus/Valgus and/or Patellofemoral mal-alignment, Mechanical Symptoms Present, Middle-Aged	Self-Management Programs	A	9	+
	Prescribed Physical Therapy	A	8	+
	Hinged Knee Brace and/or Unloading Brace	A	7	
	Nonsteroidal anti-inflammatory drugs	A	7	+
	Narcotic medicine for refractory pain	R	3	+
	Tramadol	M	6	
	Acetaminophen	A	7	
	Intraarticular Corticosteroids	A	7	
	Arthroscopic Partial Meniscectomy or Loose Body Removal	M	6	-
	Realignment Osteotomy	M	5	-

Scenario 213:	Treatment	Appropriateness	Median	Agreement
Function-Limiting Pain at Short Distances, Full Range of Extension/ Flexion, No Ligamentous Instability, Arthritic Involvement Predominantly in One Compartment, Severe Joint Space Narrowing, Limb Alignment - Varus/Valgus and/or Patellofemoral mal-alignment, Mechanical Symptoms Present, Elderly	Self-Management Programs	A	9	+
	Prescribed Physical Therapy	A	8	+
	Hinged Knee Brace and/or Unloading Brace	A	7	
	Nonsteroidal anti-inflammatory drugs	A	7	
	Narcotic medicine for refractory pain	R	3	
	Tramadol	M	6	
	Acetaminophen	A	7	
	Intraarticular Corticosteroids	A	7	
	Arthroscopic Partial Meniscectomy or Loose Body Removal	M	5	-
	Realignment Osteotomy	R	3	

Scenario 214:	Treatment	Appropriateness	Median	Agreement
Function-Limiting Pain at Short Distances, Full Range of Extension/ Flexion, No Ligamentous Instability, Arthritic Involvement Predominantly in One Compartment, Severe Joint Space Narrowing, Limb Alignment - Varus/Valgus and/or Patellofemoral mal-alignment, Mechanical Symptoms Absent, Young	Self-Management Programs	A	9	+
	Prescribed Physical Therapy	A	8	+
	Hinged Knee Brace and/or Unloading Brace	M	6	
	Nonsteroidal anti-inflammatory drugs	A	8	+
	Narcotic medicine for refractory pain	R	3	
	Tramadol	M	6	
	Acetaminophen	A	7	
	Intraarticular Corticosteroids	M	6	
	Arthroscopic Partial Meniscectomy or Loose Body Removal	R	2	
	Realignment Osteotomy	M	6	

Scenario 215:	Treatment	Appropriateness	Median	Agreement
Function-Limiting Pain at Short Distances, Full Range of Extension/ Flexion, No Ligamentous Instability, Arthritic Involvement Predominantly in One Compartment, Severe Joint Space Narrowing, Limb Alignment - Varus/Valgus and/or Patellofemoral mal-alignment, Mechanical Symptoms Absent, Middle-Aged	Self-Management Programs	A	9	+
	Prescribed Physical Therapy	A	8	+
	Hinged Knee Brace and/or Unloading Brace	M	6	
	Nonsteroidal anti-inflammatory drugs	A	8	+
	Narcotic medicine for refractory pain	R	3	+
	Tramadol	M	6	
	Acetaminophen	A	7	
	Intraarticular Corticosteroids	A	7	
	Arthroscopic Partial Meniscectomy or Loose Body Removal	R	2	+
	Realignment Osteotomy	M	5	

Scenario 216:	Treatment	Appropriateness	Median	Agreement
Function-Limiting Pain at Short Distances, Full Range of Extension/ Flexion, No Ligamentous Instability, Arthritic Involvement Predominantly in One Compartment, Severe Joint Space Narrowing, Limb Alignment - Varus/Valgus and/or Patellofemoral mal-alignment, Mechanical Symptoms Absent, Elderly	Self-Management Programs	A	9	+
	Prescribed Physical Therapy	A	8	+
	Hinged Knee Brace and/or Unloading Brace	M	6	
	Nonsteroidal anti-inflammatory drugs	A	7	
	Narcotic medicine for refractory pain	R	3	
	Tramadol	M	6	
	Acetaminophen	A	7	
	Intraarticular Corticosteroids	A	7	
	Arthroscopic Partial Meniscectomy or Loose Body Removal	R	2	+
	Realignment Osteotomy	R	3	

Scenario 217:	Treatment	Appropriateness	Median	Agreement
Function-Limiting Pain at Short Distances, Full Range of Extension/ Flexion, No Ligamentous Instability, Arthritic Involvement in More than One Compartment, Mild to Moderate Joint Space Narrowing, Limb Alignment - No Varus/Valgus/Patellofemoral Deformity, Mechanical Symptoms Present, Young	Self-Management Programs	A	9	+
	Prescribed Physical Therapy	A	8	+
	Hinged Knee Brace and/or Unloading Brace	M	4	
	Nonsteroidal anti-inflammatory drugs	A	8	+
	Narcotic medicine for refractory pain	R	3	
	Tramadol	M	6	
	Acetaminophen	A	7	
	Intraarticular Corticosteroids	A	7	
	Arthroscopic Partial Meniscectomy or Loose Body Removal	A	7	
	Realignment Osteotomy	R	1	

Scenario 218:	Treatment	Appropriateness	Median	Agreement
Function-Limiting Pain at Short Distances, Full Range of Extension/ Flexion, No Ligamentous Instability, Arthritic Involvement in More than One Compartment, Mild to Moderate Joint Space Narrowing, Limb Alignment - No Varus/Valgus/Patellofemoral Deformity, Mechanical Symptoms Present, Middle-Aged	Self-Management Programs	A	9	+
	Prescribed Physical Therapy	A	8	+
	Hinged Knee Brace and/or Unloading Brace	M	4	
	Nonsteroidal anti-inflammatory drugs	A	7	+
	Narcotic medicine for refractory pain	R	3	+
	Tramadol	M	6	
	Acetaminophen	A	7	
	Intraarticular Corticosteroids	A	7	
	Arthroscopic Partial Meniscectomy or Loose Body Removal	A	7	
	Realignment Osteotomy	R	1	+

Scenario 219:	Treatment	Appropriateness	Median	Agreement
Function-Limiting Pain at Short Distances, Full Range of Extension/ Flexion, No Ligamentous Instability, Arthritic Involvement in More than One Compartment, Mild to Moderate Joint Space Narrowing, Limb Alignment - No Varus/Valgus/Patellofemoral Deformity, Mechanical Symptoms Present, Elderly	Self-Management Programs	A	9	+
	Prescribed Physical Therapy	A	8	+
	Hinged Knee Brace and/or Unloading Brace	M	5	-
	Nonsteroidal anti-inflammatory drugs	M	6	
	Narcotic medicine for refractory pain	R	2	+
	Tramadol	M	6	
	Acetaminophen	A	7	
	Intraarticular Corticosteroids	A	7	
	Arthroscopic Partial Meniscectomy or Loose Body Removal	M	6	
	Realignment Osteotomy	R	1	+

Scenario 220:	Treatment	Appropriateness	Median	Agreement
Function-Limiting Pain at Short Distances, Full Range of Extension/ Flexion, No Ligamentous Instability, Arthritic Involvement in More than One Compartment, Mild to Moderate Joint Space Narrowing, Limb Alignment - No Varus/Valgus/Patellofemoral Deformity, Mechanical Symptoms Absent, Young	Self-Management Programs	A	9	+
	Prescribed Physical Therapy	A	7	+
	Hinged Knee Brace and/or Unloading Brace	M	4	
	Nonsteroidal anti-inflammatory drugs	A	8	+
	Narcotic medicine for refractory pain	R	3	+
	Tramadol	M	6	
	Acetaminophen	A	7	
	Intraarticular Corticosteroids	M	5	
	Arthroscopic Partial Meniscectomy or Loose Body Removal	R	2	
	Realignment Osteotomy	R	1	+

Scenario 221:	Treatment	Appropriateness	Median	Agreement
Function-Limiting Pain at Short Distances, Full Range of Extension/ Flexion, No Ligamentous Instability, Arthritic Involvement in More than One Compartment, Mild to Moderate Joint Space Narrowing, Limb Alignment - No Varus/Valgus/Patellofemoral Deformity, Mechanical Symptoms Absent, Middle-Aged	Self-Management Programs	A	9	+
	Prescribed Physical Therapy	A	8	+
	Hinged Knee Brace and/or Unloading Brace	M	4	
	Nonsteroidal anti-inflammatory drugs	A	7	+
	Narcotic medicine for refractory pain	R	3	+
	Tramadol	M	6	
	Acetaminophen	A	7	
	Intraarticular Corticosteroids	A	7	
	Arthroscopic Partial Meniscectomy or Loose Body Removal	R	2	+
	Realignment Osteotomy	R	1	+

Scenario 222:	Treatment	Appropriateness	Median	Agreement
Function-Limiting Pain at Short Distances, Full Range of Extension/ Flexion, No Ligamentous Instability, Arthritic Involvement in More than One Compartment, Mild to Moderate Joint Space Narrowing, Limb Alignment - No Varus/Valgus/Patellofemoral Deformity, Mechanical Symptoms Absent, Elderly	Self-Management Programs	A	9	+
	Prescribed Physical Therapy	A	8	+
	Hinged Knee Brace and/or Unloading Brace	M	5	-
	Nonsteroidal anti-inflammatory drugs	A	7	
	Narcotic medicine for refractory pain	R	3	
	Tramadol	M	6	
	Acetaminophen	A	7	
	Intraarticular Corticosteroids	A	7	
	Arthroscopic Partial Meniscectomy or Loose Body Removal	R	2	+
	Realignment Osteotomy	R	1	+

Scenario 223:	Treatment	Appropriateness	Median	Agreement
Function-Limiting Pain at Short Distances, Full Range of Extension/ Flexion, No Ligamentous Instability, Arthritic Involvement in More than One Compartment, Mild to Moderate Joint Space Narrowing, Limb Alignment - Varus/Valgus and/or Patellofemoral mal-alignment, Mechanical Symptoms Present, Young	Self-Management Programs	A	9	+
	Prescribed Physical Therapy	A	8	+
	Hinged Knee Brace and/or Unloading Brace	M	5	
	Nonsteroidal anti-inflammatory drugs	A	8	+
	Narcotic medicine for refractory pain	R	3	
	Tramadol	M	6	
	Acetaminophen	A	7	
	Intraarticular Corticosteroids	M	6	
	Arthroscopic Partial Meniscectomy or Loose Body Removal	A	7	
	Realignment Osteotomy	M	4	

Scenario 224:	Treatment	Appropriateness	Median	Agreement
Function-Limiting Pain at Short Distances, Full Range of Extension/ Flexion, No Ligamentous Instability, Arthritic Involvement in More than One Compartment, Mild to Moderate Joint Space Narrowing, Limb Alignment - Varus/Valgus and/or Patellofemoral mal-alignment, Mechanical Symptoms Present, Middle-Aged	Self-Management Programs	A	9	+
	Prescribed Physical Therapy	A	8	+
	Hinged Knee Brace and/or Unloading Brace	M	5	
	Nonsteroidal anti-inflammatory drugs	A	7	+
	Narcotic medicine for refractory pain	R	3	+
	Tramadol	M	5	
	Acetaminophen	A	7	
	Intraarticular Corticosteroids	A	7	
	Arthroscopic Partial Meniscectomy or Loose Body Removal	M	6	
	Realignment Osteotomy	R	3	

Scenario 225:	Treatment	Appropriateness	Median	Agreement
Function-Limiting Pain at Short Distances, Full Range of Extension/ Flexion, No Ligamentous Instability, Arthritic Involvement in More than One Compartment, Mild to Moderate Joint Space Narrowing, Limb Alignment - Varus/Valgus and/or Patellofemoral mal-alignment, Mechanical Symptoms Present, Elderly	Self-Management Programs	A	9	+
	Prescribed Physical Therapy	A	8	+
	Hinged Knee Brace and/or Unloading Brace	M	5	
	Nonsteroidal anti-inflammatory drugs	M	6	
	Narcotic medicine for refractory pain	R	3	
	Tramadol	M	6	
	Acetaminophen	A	7	
	Intraarticular Corticosteroids	A	7	
	Arthroscopic Partial Meniscectomy or Loose Body Removal	M	5	
	Realignment Osteotomy	R	3	

Scenario 226:	Treatment	Appropriateness	Median	Agreement
Function-Limiting Pain at Short Distances, Full Range of Extension/ Flexion, No Ligamentous Instability, Arthritic Involvement in More than One Compartment, Mild to Moderate Joint Space Narrowing, Limb Alignment - Varus/Valgus and/or Patellofemoral mal-alignment, Mechanical Symptoms Absent, Young	Self-Management Programs	A	9	+
	Prescribed Physical Therapy	A	7	+
	Hinged Knee Brace and/or Unloading Brace	M	4	-
	Nonsteroidal anti-inflammatory drugs	A	8	+
	Narcotic medicine for refractory pain	R	3	
	Tramadol	M	5	
	Acetaminophen	A	7	
	Intraarticular Corticosteroids	M	6	
	Arthroscopic Partial Meniscectomy or Loose Body Removal	R	2	
	Realignment Osteotomy	M	4	

Scenario 227:	Treatment	Appropriateness	Median	Agreement
Function-Limiting Pain at Short Distances, Full Range of Extension/ Flexion, No Ligamentous Instability, Arthritic Involvement in More than One Compartment, Mild to Moderate Joint Space Narrowing, Limb Alignment - Varus/Valgus and/or Patellofemoral mal-alignment, Mechanical Symptoms Absent, Middle-Aged	Self-Management Programs	A	9	+
	Prescribed Physical Therapy	A	8	+
	Hinged Knee Brace and/or Unloading Brace	M	5	-
	Nonsteroidal anti-inflammatory drugs	A	7	
	Narcotic medicine for refractory pain	R	3	+
	Tramadol	M	6	+
	Acetaminophen	A	7	
	Intraarticular Corticosteroids	A	7	
	Arthroscopic Partial Meniscectomy or Loose Body Removal	R	2	
	Realignment Osteotomy	R	3	

Scenario 228:	Treatment	Appropriateness	Median	Agreement
Function-Limiting Pain at Short Distances, Full Range of Extension/ Flexion, No Ligamentous Instability, Arthritic Involvement in More than One Compartment, Mild to Moderate Joint Space Narrowing, Limb Alignment - Varus/Valgus and/or Patellofemoral mal-alignment, Mechanical Symptoms Absent, Elderly	Self-Management Programs	A	9	+
	Prescribed Physical Therapy	A	8	+
	Hinged Knee Brace and/or Unloading Brace	M	5	-
	Nonsteroidal anti-inflammatory drugs	A	7	
	Narcotic medicine for refractory pain	R	3	
	Tramadol	M	6	
	Acetaminophen	A	7	
	Intraarticular Corticosteroids	A	7	
	Arthroscopic Partial Meniscectomy or Loose Body Removal	R	2	+
	Realignment Osteotomy	R	3	

Scenario 229:	Treatment	Appropriateness	Median	Agreement
Function-Limiting Pain at Short Distances, Full Range of Extension/ Flexion, No Ligamentous Instability, Arthritic Involvement in More than One Compartment, Severe Joint Space Narrowing, Limb Alignment - No Varus/Valgus/Patellofemoral Deformity, Mechanical Symptoms Present, Young	Self-Management Programs	A	9	+
	Prescribed Physical Therapy	A	8	+
	Hinged Knee Brace and/or Unloading Brace	M	4	
	Nonsteroidal anti-inflammatory drugs	A	8	+
	Narcotic medicine for refractory pain	R	3	
	Tramadol	M	6	
	Acetaminophen	A	7	
	Intraarticular Corticosteroids	M	5	
	Arthroscopic Partial Meniscectomy or Loose Body Removal	A	8	
	Realignment Osteotomy	R	2	+

Scenario 230:	Treatment	Appropriateness	Median	Agreement
Function-Limiting Pain at Short Distances, Full Range of Extension/ Flexion, No Ligamentous Instability, Arthritic Involvement in More than One Compartment, Severe Joint Space Narrowing, Limb Alignment - No Varus/Valgus/Patellofemoral Deformity, Mechanical Symptoms Present, Middle-Aged	Self-Management Programs	A	9	+
	Prescribed Physical Therapy	A	8	+
	Hinged Knee Brace and/or Unloading Brace	M	4	
	Nonsteroidal anti-inflammatory drugs	A	7	
	Narcotic medicine for refractory pain	R	3	+
	Tramadol	M	6	+
	Acetaminophen	A	7	
	Intraarticular Corticosteroids	A	7	
	Arthroscopic Partial Meniscectomy or Loose Body Removal	A	7	
	Realignment Osteotomy	R	1	+

Scenario 231:	Treatment	Appropriateness	Median	Agreement
Function-Limiting Pain at Short Distances, Full Range of Extension/ Flexion, No Ligamentous Instability, Arthritic Involvement in More than One Compartment, Severe Joint Space Narrowing, Limb Alignment - No Varus/Valgus/Patellofemoral Deformity, Mechanical Symptoms Present, Elderly	Self-Management Programs	A	9	+
	Prescribed Physical Therapy	A	7	+
	Hinged Knee Brace and/or Unloading Brace	M	4	
	Nonsteroidal anti-inflammatory drugs	M	6	
	Narcotic medicine for refractory pain	R	3	+
	Tramadol	M	6	
	Acetaminophen	A	7	
	Intraarticular Corticosteroids	A	7	
	Arthroscopic Partial Meniscectomy or Loose Body Removal	M	5	-
	Realignment Osteotomy	R	1	+

Scenario 232:	Treatment	Appropriateness	Median	Agreement
Function-Limiting Pain at Short Distances, Full Range of Extension/ Flexion, No Ligamentous Instability, Arthritic Involvement in More than One Compartment, Severe Joint Space Narrowing, Limb Alignment - No Varus/Valgus/Patellofemoral Deformity, Mechanical Symptoms Absent, Young	Self-Management Programs	A	9	+
	Prescribed Physical Therapy	A	8	+
	Hinged Knee Brace and/or Unloading Brace	M	4	
	Nonsteroidal anti-inflammatory drugs	A	8	+
	Narcotic medicine for refractory pain	R	3	
	Tramadol	M	6	
	Acetaminophen	A	7	
	Intraarticular Corticosteroids	A	7	
	Arthroscopic Partial Meniscectomy or Loose Body Removal	R	2	+
	Realignment Osteotomy	R	1	+

Scenario 233:	Treatment	Appropriateness	Median	Agreement
Function-Limiting Pain at Short Distances, Full Range of Extension/ Flexion, No Ligamentous Instability, Arthritic Involvement in More than One Compartment, Severe Joint Space Narrowing, Limb Alignment - No Varus/Valgus/Patellofemoral Deformity, Mechanical Symptoms Absent, Middle-Aged	Self-Management Programs	A	9	+
	Prescribed Physical Therapy	A	7	+
	Hinged Knee Brace and/or Unloading Brace	M	4	
	Nonsteroidal anti-inflammatory drugs	A	7	
	Narcotic medicine for refractory pain	R	3	+
	Tramadol	M	6	+
	Acetaminophen	A	7	
	Intraarticular Corticosteroids	A	7	
	Arthroscopic Partial Meniscectomy or Loose Body Removal	R	2	+
	Realignment Osteotomy	R	1	+

Scenario 234:	Treatment	Appropriateness	Median	Agreement
Function-Limiting Pain at Short Distances, Full Range of Extension/ Flexion, No Ligamentous Instability, Arthritic Involvement in More than One Compartment, Severe Joint Space Narrowing, Limb Alignment - No Varus/Valgus/Patellofemoral Deformity, Mechanical Symptoms Absent, Elderly	Self-Management Programs	A	9	+
	Prescribed Physical Therapy	A	7	+
	Hinged Knee Brace and/or Unloading Brace	M	4	
	Nonsteroidal anti-inflammatory drugs	M	6	
	Narcotic medicine for refractory pain	R	3	
	Tramadol	M	6	
	Acetaminophen	A	7	
	Intraarticular Corticosteroids	A	7	
	Arthroscopic Partial Meniscectomy or Loose Body Removal	R	2	+
	Realignment Osteotomy	R	1	+

Scenario 235:	Treatment	Appropriateness	Median	Agreement
Function-Limiting Pain at Short Distances, Full Range of Extension/ Flexion, No Ligamentous Instability, Arthritic Involvement in More than One Compartment, Severe Joint Space Narrowing, Limb Alignment - Varus/Valgus and/or Patellofemoral mal-alignment, Mechanical Symptoms Present, Young	Self-Management Programs	A	9	+
	Prescribed Physical Therapy	A	8	+
	Hinged Knee Brace and/or Unloading Brace	M	5	
	Nonsteroidal anti-inflammatory drugs	A	8	+
	Narcotic medicine for refractory pain	R	3	
	Tramadol	M	6	
	Acetaminophen	A	7	
	Intraarticular Corticosteroids	A	7	
	Arthroscopic Partial Meniscectomy or Loose Body Removal	M	6	
	Realignment Osteotomy	M	4	

Scenario 236:	Treatment	Appropriateness	Median	Agreement
Function-Limiting Pain at Short Distances, Full Range of Extension/ Flexion, No Ligamentous Instability, Arthritic Involvement in More than One Compartment, Severe Joint Space Narrowing, Limb Alignment - Varus/Valgus and/or Patellofemoral mal-alignment, Mechanical Symptoms Present, Middle-Aged	Self-Management Programs	A	9	+
	Prescribed Physical Therapy	A	8	+
	Hinged Knee Brace and/or Unloading Brace	M	5	
	Nonsteroidal anti-inflammatory drugs	A	7	
	Narcotic medicine for refractory pain	R	3	+
	Tramadol	M	6	+
	Acetaminophen	A	7	
	Intraarticular Corticosteroids	A	7	
	Arthroscopic Partial Meniscectomy or Loose Body Removal	M	6	
	Realignment Osteotomy	R	3	

Scenario 237:	Treatment	Appropriateness	Median	Agreement
Function-Limiting Pain at Short Distances, Full Range of Extension/ Flexion, No Ligamentous Instability, Arthritic Involvement in More than One Compartment, Severe Joint Space Narrowing, Limb Alignment - Varus/Valgus and/or Patellofemoral mal-alignment, Mechanical Symptoms Present, Elderly	Self-Management Programs	A	9	+
	Prescribed Physical Therapy	A	8	+
	Hinged Knee Brace and/or Unloading Brace	M	5	
	Nonsteroidal anti-inflammatory drugs	A	7	
	Narcotic medicine for refractory pain	R	3	
	Tramadol	M	6	
	Acetaminophen	A	7	
	Intraarticular Corticosteroids	A	7	
	Arthroscopic Partial Meniscectomy or Loose Body Removal	M	5	-
	Realignment Osteotomy	R	2	

Scenario 238:	Treatment	Appropriateness	Median	Agreement
Function-Limiting Pain at Short Distances, Full Range of Extension/ Flexion, No Ligamentous Instability, Arthritic Involvement in More than One Compartment, Severe Joint Space Narrowing, Limb Alignment - Varus/Valgus and/or Patellofemoral mal-alignment, Mechanical Symptoms Absent, Young	Self-Management Programs	A	9	+
	Prescribed Physical Therapy	A	8	+
	Hinged Knee Brace and/or Unloading Brace	M	5	
	Nonsteroidal anti-inflammatory drugs	A	8	+
	Narcotic medicine for refractory pain	R	3	
	Tramadol	M	6	
	Acetaminophen	A	7	
	Intraarticular Corticosteroids	A	7	
	Arthroscopic Partial Meniscectomy or Loose Body Removal	R	2	+
	Realignment Osteotomy	M	4	

Scenario 239:	Treatment	Appropriateness	Median	Agreement
Function-Limiting Pain at Short Distances, Full Range of Extension/ Flexion, No Ligamentous Instability, Arthritic Involvement in More than One Compartment, Severe Joint Space Narrowing, Limb Alignment - Varus/Valgus and/or Patellofemoral mal-alignment, Mechanical Symptoms Absent, Middle-Aged	Self-Management Programs	A	9	+
	Prescribed Physical Therapy	A	8	+
	Hinged Knee Brace and/or Unloading Brace	M	5	
	Nonsteroidal anti-inflammatory drugs	A	7	
	Narcotic medicine for refractory pain	R	3	+
	Tramadol	M	6	
	Acetaminophen	A	7	
	Intraarticular Corticosteroids	A	7	
	Arthroscopic Partial Meniscectomy or Loose Body Removal	R	2	+
	Realignment Osteotomy	R	3	

Scenario 240:	Treatment	Appropriateness	Median	Agreement
Function-Limiting Pain at Short Distances, Full Range of Extension/ Flexion, No Ligamentous Instability, Arthritic Involvement in More than One Compartment, Severe Joint Space Narrowing, Limb Alignment - Varus/Valgus and/or Patellofemoral mal-alignment, Mechanical Symptoms Absent, Elderly	Self-Management Programs	A	9	+
	Prescribed Physical Therapy	A	8	+
	Hinged Knee Brace and/or Unloading Brace	M	5	
	Nonsteroidal anti-inflammatory drugs	A	7	
	Narcotic medicine for refractory pain	R	3	
	Tramadol	M	6	
	Acetaminophen	A	7	
	Intraarticular Corticosteroids	A	7	
	Arthroscopic Partial Meniscectomy or Loose Body Removal	R	2	+
	Realignment Osteotomy	R	2	

Scenario 241:	Treatment	Appropriateness	Median	Agreement
Function-Limiting Pain at Short Distances, Full Range of Extension/ Flexion, Ligamentous Instability, Arthritic Involvement Predominantly in One Compartment, Mild to Moderate Joint Space Narrowing, Limb Alignment - No Varus/Valgus/Patellofemoral Deformity, Mechanical Symptoms Present, Young	Self-Management Programs	A	9	+
	Prescribed Physical Therapy	A	8	+
	Hinged Knee Brace and/or Unloading Brace	M	5	
	Nonsteroidal anti-inflammatory drugs	A	8	+
	Narcotic medicine for refractory pain	R	3	
	Tramadol	M	6	
	Acetaminophen	A	7	
	Intraarticular Corticosteroids	A	7	
	Arthroscopic Partial Meniscectomy or Loose Body Removal	A	8	
	Realignment Osteotomy	R	3	

Scenario 242:	Treatment	Appropriateness	Median	Agreement
Function-Limiting Pain at Short Distances, Full Range of Extension/ Flexion, Ligamentous Instability, Arthritic Involvement Predominantly in One Compartment, Mild to Moderate Joint Space Narrowing, Limb Alignment - No Varus/Valgus/Patellofemoral Deformity, Mechanical Symptoms Present, Middle-Aged	Self-Management Programs	A	9	+
	Prescribed Physical Therapy	A	8	+
	Hinged Knee Brace and/or Unloading Brace	M	5	
	Nonsteroidal anti-inflammatory drugs	A	7	+
	Narcotic medicine for refractory pain	R	3	+
	Tramadol	M	6	
	Acetaminophen	A	7	
	Intraarticular Corticosteroids	A	7	
	Arthroscopic Partial Meniscectomy or Loose Body Removal	A	7	
	Realignment Osteotomy	R	2	

Scenario 243:	Treatment	Appropriateness	Median	Agreement
Function-Limiting Pain at Short Distances, Full Range of Extension/ Flexion, Ligamentous Instability, Arthritic Involvement Predominantly in One Compartment, Mild to Moderate Joint Space Narrowing, Limb Alignment - No Varus/Valgus/Patellofemoral Deformity, Mechanical Symptoms Present, Elderly	Self-Management Programs	A	8	+
	Prescribed Physical Therapy	A	8	+
	Hinged Knee Brace and/or Unloading Brace	M	5	
	Nonsteroidal anti-inflammatory drugs	A	7	
	Narcotic medicine for refractory pain	R	3	
	Tramadol	M	6	
	Acetaminophen	A	7	
	Intraarticular Corticosteroids	A	7	
	Arthroscopic Partial Meniscectomy or Loose Body Removal	M	6	
	Realignment Osteotomy	R	2	+

Scenario 244:	Treatment	Appropriateness	Median	Agreement
Function-Limiting Pain at Short Distances, Full Range of Extension/ Flexion, Ligamentous Instability, Arthritic Involvement Predominantly in One Compartment, Mild to Moderate Joint Space Narrowing, Limb Alignment - No Varus/Valgus/Patellofemoral Deformity, Mechanical Symptoms Absent, Young	Self-Management Programs	A	9	+
	Prescribed Physical Therapy	A	8	+
	Hinged Knee Brace and/or Unloading Brace	M	5	
	Nonsteroidal anti-inflammatory drugs	A	8	+
	Narcotic medicine for refractory pain	R	3	
	Tramadol	M	6	
	Acetaminophen	A	7	
	Intraarticular Corticosteroids	A	7	
	Arthroscopic Partial Meniscectomy or Loose Body Removal	R	2	
	Realignment Osteotomy	R	3	

Scenario 245:	Treatment	Appropriateness	Median	Agreement
Function-Limiting Pain at Short Distances, Full Range of Extension/ Flexion, Ligamentous Instability, Arthritic Involvement Predominantly in One Compartment, Mild to Moderate Joint Space Narrowing, Limb Alignment - No Varus/Valgus/Patellofemoral Deformity, Mechanical Symptoms Absent, Middle-Aged	Self-Management Programs	A	9	+
	Prescribed Physical Therapy	A	8	+
	Hinged Knee Brace and/or Unloading Brace	M	5	
	Nonsteroidal anti-inflammatory drugs	A	7	+
	Narcotic medicine for refractory pain	R	3	+
	Tramadol	M	6	
	Acetaminophen	A	7	
	Intraarticular Corticosteroids	A	7	
	Arthroscopic Partial Meniscectomy or Loose Body Removal	R	2	
	Realignment Osteotomy	R	1	+

Scenario 246:	Treatment	Appropriateness	Median	Agreement
Function-Limiting Pain at Short Distances, Full Range of Extension/ Flexion, Ligamentous Instability, Arthritic Involvement Predominantly in One Compartment, Mild to Moderate Joint Space Narrowing, Limb Alignment - No Varus/Valgus/Patellofemoral Deformity, Mechanical Symptoms Absent, Elderly	Self-Management Programs	A	9	+
	Prescribed Physical Therapy	A	8	+
	Hinged Knee Brace and/or Unloading Brace	M	5	
	Nonsteroidal anti-inflammatory drugs	A	7	
	Narcotic medicine for refractory pain	R	3	
	Tramadol	M	6	
	Acetaminophen	A	7	
	Intraarticular Corticosteroids	A	8	
	Arthroscopic Partial Meniscectomy or Loose Body Removal	R	2	
	Realignment Osteotomy	R	1	+

Scenario 247:	Treatment	Appropriateness	Median	Agreement
Function-Limiting Pain at Short Distances, Full Range of Extension/ Flexion, Ligamentous Instability, Arthritic Involvement Predominantly in One Compartment, Mild to Moderate Joint Space Narrowing, Limb Alignment - Varus/Valgus and/or Patellofemoral mal-alignment, Mechanical Symptoms Present, Young	Self-Management Programs	A	9	+
	Prescribed Physical Therapy	A	8	+
	Hinged Knee Brace and/or Unloading Brace	A	7	
	Nonsteroidal anti-inflammatory drugs	A	8	+
	Narcotic medicine for refractory pain	R	3	
	Tramadol	M	5	
	Acetaminophen	A	7	
	Intraarticular Corticosteroids	A	7	
	Arthroscopic Partial Meniscectomy or Loose Body Removal	A	8	
	Realignment Osteotomy	M	6	

Scenario 248:	Treatment	Appropriateness	Median	Agreement
Function-Limiting Pain at Short Distances, Full Range of Extension/ Flexion, Ligamentous Instability, Arthritic Involvement Predominantly in One Compartment, Mild to Moderate Joint Space Narrowing, Limb Alignment - Varus/Valgus and/or Patellofemoral mal-alignment, Mechanical Symptoms Present, Middle-Aged	Self-Management Programs	A	9	+
	Prescribed Physical Therapy	A	8	+
	Hinged Knee Brace and/or Unloading Brace	A	7	
	Nonsteroidal anti-inflammatory drugs	A	7	+
	Narcotic medicine for refractory pain	R	3	+
	Tramadol	M	5	
	Acetaminophen	A	7	
	Intraarticular Corticosteroids	A	7	
	Arthroscopic Partial Meniscectomy or Loose Body Removal	A	7	
	Realignment Osteotomy	M	4	

Scenario 249:	Treatment	Appropriateness	Median	Agreement
Function-Limiting Pain at Short Distances, Full Range of Extension/ Flexion, Ligamentous Instability, Arthritic Involvement Predominantly in One Compartment, Mild to Moderate Joint Space Narrowing, Limb Alignment - Varus/Valgus and/or Patellofemoral mal-alignment, Mechanical Symptoms Present, Elderly	Self-Management Programs	A	9	+
	Prescribed Physical Therapy	A	8	+
	Hinged Knee Brace and/or Unloading Brace	A	7	
	Nonsteroidal anti-inflammatory drugs	A	7	
	Narcotic medicine for refractory pain	R	3	
	Tramadol	M	6	
	Acetaminophen	A	7	
	Intraarticular Corticosteroids	A	7	
	Arthroscopic Partial Meniscectomy or Loose Body Removal	M	6	
	Realignment Osteotomy	R	3	

Scenario 250:	Treatment	Appropriateness	Median	Agreement
Function-Limiting Pain at Short Distances, Full Range of Extension/ Flexion, Ligamentous Instability, Arthritic Involvement Predominantly in One Compartment, Mild to Moderate Joint Space Narrowing, Limb Alignment - Varus/Valgus and/or Patellofemoral mal-alignment, Mechanical Symptoms Absent, Young	Self-Management Programs	A	9	+
	Prescribed Physical Therapy	A	8	+
	Hinged Knee Brace and/or Unloading Brace	M	6	
	Nonsteroidal anti-inflammatory drugs	A	8	+
	Narcotic medicine for refractory pain	R	3	
	Tramadol	M	5	
	Acetaminophen	A	7	
	Intraarticular Corticosteroids	A	7	
	Arthroscopic Partial Meniscectomy or Loose Body Removal	R	2	
	Realignment Osteotomy	M	5	-

Scenario 251:	Treatment	Appropriateness	Median	Agreement
Function-Limiting Pain at Short Distances, Full Range of Extension/ Flexion, Ligamentous Instability, Arthritic Involvement Predominantly in One Compartment, Mild to Moderate Joint Space Narrowing, Limb Alignment - Varus/Valgus and/or Patellofemoral mal-alignment, Mechanical Symptoms Absent, Middle-Aged	Self-Management Programs	A	9	+
	Prescribed Physical Therapy	A	8	+
	Hinged Knee Brace and/or Unloading Brace	M	6	
	Nonsteroidal anti-inflammatory drugs	A	7	+
	Narcotic medicine for refractory pain	R	3	+
	Tramadol	M	5	
	Acetaminophen	A	7	
	Intraarticular Corticosteroids	A	7	
	Arthroscopic Partial Meniscectomy or Loose Body Removal	R	2	
	Realignment Osteotomy	M	4	

Scenario 252:	Treatment	Appropriateness	Median	Agreement
Function-Limiting Pain at Short Distances, Full Range of Extension/ Flexion, Ligamentous Instability, Arthritic Involvement Predominantly in One Compartment, Mild to Moderate Joint Space Narrowing, Limb Alignment - Varus/Valgus and/or Patellofemoral mal-alignment, Mechanical Symptoms Absent, Elderly	Self-Management Programs	A	9	+
	Prescribed Physical Therapy	A	8	+
	Hinged Knee Brace and/or Unloading Brace	M	6	
	Nonsteroidal anti-inflammatory drugs	A	7	
	Narcotic medicine for refractory pain	R	3	
	Tramadol	M	6	
	Acetaminophen	A	7	
	Intraarticular Corticosteroids	A	8	
	Arthroscopic Partial Meniscectomy or Loose Body Removal	R	2	
	Realignment Osteotomy	R	3	

Scenario 253:	Treatment	Appropriateness	Median	Agreement
Function-Limiting Pain at Short Distances, Full Range of Extension/ Flexion, Ligamentous Instability, Arthritic Involvement Predominantly in One Compartment, Severe Joint Space Narrowing, Limb Alignment - No Varus/Valgus/Patellofemoral Deformity, Mechanical Symptoms Present, Young	Self-Management Programs	A	9	+
	Prescribed Physical Therapy	A	8	+
	Hinged Knee Brace and/or Unloading Brace	M	6	
	Nonsteroidal anti-inflammatory drugs	A	8	+
	Narcotic medicine for refractory pain	R	3	
	Tramadol	M	6	
	Acetaminophen	A	7	
	Intraarticular Corticosteroids	A	7	
	Arthroscopic Partial Meniscectomy or Loose Body Removal	M	5	-
	Realignment Osteotomy	R	2	

Scenario 254:	Treatment	Appropriateness	Median	Agreement
Function-Limiting Pain at Short Distances, Full Range of Extension/ Flexion, Ligamentous Instability, Arthritic Involvement Predominantly in One Compartment, Severe Joint Space Narrowing, Limb Alignment - No Varus/Valgus/Patellofemoral Deformity, Mechanical Symptoms Present, Middle-Aged	Self-Management Programs	A	9	+
	Prescribed Physical Therapy	A	8	+
	Hinged Knee Brace and/or Unloading Brace	M	6	
	Nonsteroidal anti-inflammatory drugs	A	7	+
	Narcotic medicine for refractory pain	R	3	+
	Tramadol	M	6	
	Acetaminophen	A	7	
	Intraarticular Corticosteroids	A	7	
	Arthroscopic Partial Meniscectomy or Loose Body Removal	M	5	-
	Realignment Osteotomy	R	2	

Scenario 255:	Treatment	Appropriateness	Median	Agreement
Function-Limiting Pain at Short Distances, Full Range of Extension/ Flexion, Ligamentous Instability, Arthritic Involvement Predominantly in One Compartment, Severe Joint Space Narrowing, Limb Alignment - No Varus/Valgus/Patellofemoral Deformity, Mechanical Symptoms Present, Elderly	Self-Management Programs	A	8	+
	Prescribed Physical Therapy	A	8	+
	Hinged Knee Brace and/or Unloading Brace	M	5	
	Nonsteroidal anti-inflammatory drugs	A	7	
	Narcotic medicine for refractory pain	R	3	
	Tramadol	M	6	
	Acetaminophen	A	7	
	Intraarticular Corticosteroids	A	7	
	Arthroscopic Partial Meniscectomy or Loose Body Removal	M	5	-
	Realignment Osteotomy	R	2	+

Scenario 256:	Treatment	Appropriateness	Median	Agreement
Function-Limiting Pain at Short Distances, Full Range of Extension/ Flexion, Ligamentous Instability, Arthritic Involvement Predominantly in One Compartment, Severe Joint Space Narrowing, Limb Alignment - No Varus/Valgus/Patellofemoral Deformity, Mechanical Symptoms Absent, Young	Self-Management Programs	A	9	+
	Prescribed Physical Therapy	A	8	+
	Hinged Knee Brace and/or Unloading Brace	A	7	
	Nonsteroidal anti-inflammatory drugs	A	8	+
	Narcotic medicine for refractory pain	R	3	
	Tramadol	M	6	
	Acetaminophen	A	7	
	Intraarticular Corticosteroids	M	6	
	Arthroscopic Partial Meniscectomy or Loose Body Removal	R	2	
	Realignment Osteotomy	R	2	

Scenario 257:	Treatment	Appropriateness	Median	Agreement
Function-Limiting Pain at Short Distances, Full Range of Extension/ Flexion, Ligamentous Instability, Arthritic Involvement Predominantly in One Compartment, Severe Joint Space Narrowing, Limb Alignment - No Varus/Valgus/Patellofemoral Deformity, Mechanical Symptoms Absent, Middle-Aged	Self-Management Programs	A	9	+
	Prescribed Physical Therapy	A	8	+
	Hinged Knee Brace and/or Unloading Brace	M	5	
	Nonsteroidal anti-inflammatory drugs	A	7	+
	Narcotic medicine for refractory pain	R	3	+
	Tramadol	M	6	
	Acetaminophen	A	7	
	Intraarticular Corticosteroids	A	7	
	Arthroscopic Partial Meniscectomy or Loose Body Removal	R	2	
	Realignment Osteotomy	R	1	+

Scenario 258:	Treatment	Appropriateness	Median	Agreement
Function-Limiting Pain at Short Distances, Full Range of Extension/ Flexion, Ligamentous Instability, Arthritic Involvement Predominantly in One Compartment, Severe Joint Space Narrowing, Limb Alignment - No Varus/Valgus/Patellofemoral Deformity, Mechanical Symptoms Absent, Elderly	Self-Management Programs	A	9	+
	Prescribed Physical Therapy	A	8	+
	Hinged Knee Brace and/or Unloading Brace	M	5	
	Nonsteroidal anti-inflammatory drugs	A	7	
	Narcotic medicine for refractory pain	R	3	
	Tramadol	M	6	
	Acetaminophen	A	7	
	Intraarticular Corticosteroids	A	7	
	Arthroscopic Partial Meniscectomy or Loose Body Removal	R	2	
	Realignment Osteotomy	R	1	+

Scenario 259:	Treatment	Appropriateness	Median	Agreement
Function-Limiting Pain at Short Distances, Full Range of Extension/ Flexion, Ligamentous Instability, Arthritic Involvement Predominantly in One Compartment, Severe Joint Space Narrowing, Limb Alignment - Varus/Valgus and/or Patellofemoral mal-alignment, Mechanical Symptoms Present, Young	Self-Management Programs	A	9	+
	Prescribed Physical Therapy	A	8	+
	Hinged Knee Brace and/or Unloading Brace	A	7	
	Nonsteroidal anti-inflammatory drugs	A	8	+
	Narcotic medicine for refractory pain	R	3	
	Tramadol	M	6	
	Acetaminophen	A	7	
	Intraarticular Corticosteroids	A	7	
	Arthroscopic Partial Meniscectomy or Loose Body Removal	A	7	
	Realignment Osteotomy	M	5	

Scenario 260:	Treatment	Appropriateness	Median	Agreement
Function-Limiting Pain at Short Distances, Full Range of Extension/ Flexion, Ligamentous Instability, Arthritic Involvement Predominantly in One Compartment, Severe Joint Space Narrowing, Limb Alignment - Varus/Valgus and/or Patellofemoral mal-alignment, Mechanical Symptoms Present, Middle-Aged	Self-Management Programs	A	9	+
	Prescribed Physical Therapy	A	8	+
	Hinged Knee Brace and/or Unloading Brace	A	7	
	Nonsteroidal anti-inflammatory drugs	A	7	+
	Narcotic medicine for refractory pain	R	3	+
	Tramadol	M	6	
	Acetaminophen	A	7	
	Intraarticular Corticosteroids	A	7	
	Arthroscopic Partial Meniscectomy or Loose Body Removal	A	7	
	Realignment Osteotomy	M	5	

Scenario 261:	Treatment	Appropriateness	Median	Agreement
Function-Limiting Pain at Short Distances, Full Range of Extension/ Flexion, Ligamentous Instability, Arthritic Involvement Predominantly in One Compartment, Severe Joint Space Narrowing, Limb Alignment - Varus/Valgus and/or Patellofemoral mal-alignment, Mechanical Symptoms Present, Elderly	Self-Management Programs	A	9	+
	Prescribed Physical Therapy	A	8	+
	Hinged Knee Brace and/or Unloading Brace	A	7	
	Nonsteroidal anti-inflammatory drugs	A	7	
	Narcotic medicine for refractory pain	R	3	
	Tramadol	M	6	
	Acetaminophen	A	7	
	Intraarticular Corticosteroids	A	7	
	Arthroscopic Partial Meniscectomy or Loose Body Removal	M	6	
	Realignment Osteotomy	R	3	

Scenario 262:	Treatment	Appropriateness	Median	Agreement
Function-Limiting Pain at Short Distances, Full Range of Extension/ Flexion, Ligamentous Instability, Arthritic Involvement Predominantly in One Compartment, Severe Joint Space Narrowing, Limb Alignment - Varus/Valgus and/or Patellofemoral mal-alignment, Mechanical Symptoms Absent, Young	Self-Management Programs	A	9	+
	Prescribed Physical Therapy	A	8	+
	Hinged Knee Brace and/or Unloading Brace	A	7	
	Nonsteroidal anti-inflammatory drugs	A	8	+
	Narcotic medicine for refractory pain	R	3	
	Tramadol	M	6	
	Acetaminophen	A	7	
	Intraarticular Corticosteroids	A	7	
	Arthroscopic Partial Meniscectomy or Loose Body Removal	R	2	
	Realignment Osteotomy	M	5	

Scenario 263:	Treatment	Appropriateness	Median	Agreement
Function-Limiting Pain at Short Distances, Full Range of Extension/ Flexion, Ligamentous Instability, Arthritic Involvement Predominantly in One Compartment, Severe Joint Space Narrowing, Limb Alignment - Varus/Valgus and/or Patellofemoral mal-alignment, Mechanical Symptoms Absent, Middle-Aged	Self-Management Programs	A	9	+
	Prescribed Physical Therapy	A	8	+
	Hinged Knee Brace and/or Unloading Brace	M	6	
	Nonsteroidal anti-inflammatory drugs	A	7	+
	Narcotic medicine for refractory pain	R	3	+
	Tramadol	M	6	
	Acetaminophen	A	7	
	Intraarticular Corticosteroids	A	7	
	Arthroscopic Partial Meniscectomy or Loose Body Removal	R	2	
	Realignment Osteotomy	M	4	

Scenario 264:	Treatment	Appropriateness	Median	Agreement
Function-Limiting Pain at Short Distances, Full Range of Extension/ Flexion, Ligamentous Instability, Arthritic Involvement Predominantly in One Compartment, Severe Joint Space Narrowing, Limb Alignment - Varus/Valgus and/or Patellofemoral mal-alignment, Mechanical Symptoms Absent, Elderly	Self-Management Programs	A	9	+
	Prescribed Physical Therapy	A	8	+
	Hinged Knee Brace and/or Unloading Brace	M	5	
	Nonsteroidal anti-inflammatory drugs	A	7	
	Narcotic medicine for refractory pain	R	3	
	Tramadol	M	6	
	Acetaminophen	A	7	
	Intraarticular Corticosteroids	A	8	
	Arthroscopic Partial Meniscectomy or Loose Body Removal	R	2	
	Realignment Osteotomy	R	2	

Scenario 265:	Treatment	Appropriateness	Median	Agreement
Function-Limiting Pain at Short Distances, Full Range of Extension/ Flexion, Ligamentous Instability, Arthritic Involvement in More than One Compartment, Mild to Moderate Joint Space Narrowing, Limb Alignment - No Varus/Valgus/Patellofemoral Deformity, Mechanical Symptoms Present, Young	Self-Management Programs	A	9	+
	Prescribed Physical Therapy	A	8	+
	Hinged Knee Brace and/or Unloading Brace	M	4	
	Nonsteroidal anti-inflammatory drugs	A	8	+
	Narcotic medicine for refractory pain	R	3	
	Tramadol	M	6	
	Acetaminophen	A	7	
	Intraarticular Corticosteroids	A	7	
	Arthroscopic Partial Meniscectomy or Loose Body Removal	A	7	
	Realignment Osteotomy	R	1	+

Scenario 266:	Treatment	Appropriateness	Median	Agreement
Function-Limiting Pain at Short Distances, Full Range of Extension/ Flexion, Ligamentous Instability, Arthritic Involvement in More than One Compartment, Mild to Moderate Joint Space Narrowing, Limb Alignment - No Varus/Valgus/Patellofemoral Deformity, Mechanical Symptoms Present, Middle-Aged	Self-Management Programs	A	9	+
	Prescribed Physical Therapy	A	8	+
	Hinged Knee Brace and/or Unloading Brace	M	5	-
	Nonsteroidal anti-inflammatory drugs	A	7	+
	Narcotic medicine for refractory pain	R	3	+
	Tramadol	M	6	
	Acetaminophen	A	7	
	Intraarticular Corticosteroids	A	7	
	Arthroscopic Partial Meniscectomy or Loose Body Removal	A	7	
	Realignment Osteotomy	R	1	+

Scenario 267:	Treatment	Appropriateness	Median	Agreement
Function-Limiting Pain at Short Distances, Full Range of Extension/ Flexion, Ligamentous Instability, Arthritic Involvement in More than One Compartment, Mild to Moderate Joint Space Narrowing, Limb Alignment - No Varus/Valgus/Patellofemoral Deformity, Mechanical Symptoms Present, Elderly	Self-Management Programs	A	9	+
	Prescribed Physical Therapy	A	8	+
	Hinged Knee Brace and/or Unloading Brace	M	5	
	Nonsteroidal anti-inflammatory drugs	A	7	
	Narcotic medicine for refractory pain	R	3	
	Tramadol	M	6	
	Acetaminophen	A	7	
	Intraarticular Corticosteroids	A	7	
	Arthroscopic Partial Meniscectomy or Loose Body Removal	M	6	
	Realignment Osteotomy	R	1	+

Scenario 268:	Treatment	Appropriateness	Median	Agreement
Function-Limiting Pain at Short Distances, Full Range of Extension/ Flexion, Ligamentous Instability, Arthritic Involvement in More than One Compartment, Mild to Moderate Joint Space Narrowing, Limb Alignment - No Varus/Valgus/Patellofemoral Deformity, Mechanical Symptoms Absent, Young	Self-Management Programs	A	9	+
	Prescribed Physical Therapy	A	8	+
	Hinged Knee Brace and/or Unloading Brace	M	5	-
	Nonsteroidal anti-inflammatory drugs	A	8	+
	Narcotic medicine for refractory pain	R	3	
	Tramadol	M	6	
	Acetaminophen	A	7	
	Intraarticular Corticosteroids	A	7	
	Arthroscopic Partial Meniscectomy or Loose Body Removal	R	2	
	Realignment Osteotomy	R	1	+

Scenario 269:	Treatment	Appropriateness	Median	Agreement
Function-Limiting Pain at Short Distances, Full Range of Extension/ Flexion, Ligamentous Instability, Arthritic Involvement in More than One Compartment, Mild to Moderate Joint Space Narrowing, Limb Alignment - No Varus/Valgus/Patellofemoral Deformity, Mechanical Symptoms Absent, Middle-Aged	Self-Management Programs	A	9	+
	Prescribed Physical Therapy	A	8	+
	Hinged Knee Brace and/or Unloading Brace	M	5	-
	Nonsteroidal anti-inflammatory drugs	A	7	+
	Narcotic medicine for refractory pain	R	3	+
	Tramadol	M	6	
	Acetaminophen	A	7	
	Intraarticular Corticosteroids	A	7	
	Arthroscopic Partial Meniscectomy or Loose Body Removal	R	2	
	Realignment Osteotomy	R	1	+

Scenario 270:	Treatment	Appropriateness	Median	Agreement
Function-Limiting Pain at Short Distances, Full Range of Extension/ Flexion, Ligamentous Instability, Arthritic Involvement in More than One Compartment, Mild to Moderate Joint Space Narrowing, Limb Alignment - No Varus/Valgus/Patellofemoral Deformity, Mechanical Symptoms Absent, Elderly	Self-Management Programs	A	9	+
	Prescribed Physical Therapy	A	8	+
	Hinged Knee Brace and/or Unloading Brace	M	5	-
	Nonsteroidal anti-inflammatory drugs	A	7	
	Narcotic medicine for refractory pain	R	3	
	Tramadol	M	6	
	Acetaminophen	A	7	
	Intraarticular Corticosteroids	A	8	
	Arthroscopic Partial Meniscectomy or Loose Body Removal	R	2	
	Realignment Osteotomy	R	1	+

Scenario 271:	Treatment	Appropriateness	Median	Agreement
Function-Limiting Pain at Short Distances, Full Range of Extension/ Flexion, Ligamentous Instability, Arthritic Involvement in More than One Compartment, Mild to Moderate Joint Space Narrowing, Limb Alignment - Varus/Valgus and/or Patellofemoral mal-alignment, Mechanical Symptoms Present, Young	Self-Management Programs	A	9	+
	Prescribed Physical Therapy	A	8	+
	Hinged Knee Brace and/or Unloading Brace	M	5	
	Nonsteroidal anti-inflammatory drugs	A	8	+
	Narcotic medicine for refractory pain	R	3	
	Tramadol	M	5	
	Acetaminophen	A	7	
	Intraarticular Corticosteroids	A	7	
	Arthroscopic Partial Meniscectomy or Loose Body Removal	A	7	
	Realignment Osteotomy	M	4	

Scenario 272:	Treatment	Appropriateness	Median	Agreement
Function-Limiting Pain at Short Distances, Full Range of Extension/ Flexion, Ligamentous Instability, Arthritic Involvement in More than One Compartment, Mild to Moderate Joint Space Narrowing, Limb Alignment - Varus/Valgus and/or Patellofemoral mal-alignment, Mechanical Symptoms Present, Middle-Aged	Self-Management Programs	A	9	+
	Prescribed Physical Therapy	A	8	+
	Hinged Knee Brace and/or Unloading Brace	M	5	
	Nonsteroidal anti-inflammatory drugs	A	7	+
	Narcotic medicine for refractory pain	R	3	+
	Tramadol	M	5	
	Acetaminophen	A	7	
	Intraarticular Corticosteroids	A	7	
	Arthroscopic Partial Meniscectomy or Loose Body Removal	A	7	
	Realignment Osteotomy	R	3	

Scenario 273:	Treatment	Appropriateness	Median	Agreement
Function-Limiting Pain at Short Distances, Full Range of Extension/ Flexion, Ligamentous Instability, Arthritic Involvement in More than One Compartment, Mild to Moderate Joint Space Narrowing, Limb Alignment - Varus/Valgus and/or Patellofemoral mal-alignment, Mechanical Symptoms Present, Elderly	Self-Management Programs	A	9	+
	Prescribed Physical Therapy	A	8	+
	Hinged Knee Brace and/or Unloading Brace	M	5	
	Nonsteroidal anti-inflammatory drugs	A	7	
	Narcotic medicine for refractory pain	R	3	
	Tramadol	M	6	
	Acetaminophen	A	7	
	Intraarticular Corticosteroids	A	7	
	Arthroscopic Partial Meniscectomy or Loose Body Removal	M	6	
	Realignment Osteotomy	R	2	

Scenario 274:	Treatment	Appropriateness	Median	Agreement
Function-Limiting Pain at Short Distances, Full Range of Extension/ Flexion, Ligamentous Instability, Arthritic Involvement in More than One Compartment, Mild to Moderate Joint Space Narrowing, Limb Alignment - Varus/Valgus and/or Patellofemoral mal-alignment, Mechanical Symptoms Absent, Young	Self-Management Programs	A	9	+
	Prescribed Physical Therapy	A	8	+
	Hinged Knee Brace and/or Unloading Brace	M	4	
	Nonsteroidal anti-inflammatory drugs	A	8	+
	Narcotic medicine for refractory pain	R	3	
	Tramadol	M	5	
	Acetaminophen	A	7	
	Intraarticular Corticosteroids	A	7	
	Arthroscopic Partial Meniscectomy or Loose Body Removal	R	2	
	Realignment Osteotomy	M	4	

Scenario 275:	Treatment	Appropriateness	Median	Agreement
Function-Limiting Pain at Short Distances, Full Range of Extension/ Flexion, Ligamentous Instability, Arthritic Involvement in More than One Compartment, Mild to Moderate Joint Space Narrowing, Limb Alignment - Varus/Valgus and/or Patellofemoral mal-alignment, Mechanical Symptoms Absent, Middle-Aged	Self-Management Programs	A	9	+
	Prescribed Physical Therapy	A	8	+
	Hinged Knee Brace and/or Unloading Brace	M	5	-
	Nonsteroidal anti-inflammatory drugs	A	7	+
	Narcotic medicine for refractory pain	R	3	+
	Tramadol	M	5	+
	Acetaminophen	A	7	
	Intraarticular Corticosteroids	A	8	
	Arthroscopic Partial Meniscectomy or Loose Body Removal	R	2	
	Realignment Osteotomy	R	3	

Scenario 276:	Treatment	Appropriateness	Median	Agreement
Function-Limiting Pain at Short Distances, Full Range of Extension/ Flexion, Ligamentous Instability, Arthritic Involvement in More than One Compartment, Mild to Moderate Joint Space Narrowing, Limb Alignment - Varus/Valgus and/or Patellofemoral mal-alignment, Mechanical Symptoms Absent, Elderly	Self-Management Programs	A	9	+
	Prescribed Physical Therapy	A	8	+
	Hinged Knee Brace and/or Unloading Brace	M	5	
	Nonsteroidal anti-inflammatory drugs	A	7	
	Narcotic medicine for refractory pain	R	3	
	Tramadol	M	6	
	Acetaminophen	A	7	
	Intraarticular Corticosteroids	A	8	
	Arthroscopic Partial Meniscectomy or Loose Body Removal	R	2	
	Realignment Osteotomy	R	2	

Scenario 277:	Treatment	Appropriateness	Median	Agreement
Function-Limiting Pain at Short Distances, Full Range of Extension/ Flexion, Ligamentous Instability, Arthritic Involvement in More than One Compartment, Severe Joint Space Narrowing, Limb Alignment - No Varus/Valgus/Patellofemoral Deformity, Mechanical Symptoms Present, Young	Self-Management Programs	A	9	+
	Prescribed Physical Therapy	A	8	+
	Hinged Knee Brace and/or Unloading Brace	M	4	
	Nonsteroidal anti-inflammatory drugs	A	8	+
	Narcotic medicine for refractory pain	R	3	
	Tramadol	M	6	
	Acetaminophen	A	7	
	Intraarticular Corticosteroids	A	7	
	Arthroscopic Partial Meniscectomy or Loose Body Removal	A	7	
	Realignment Osteotomy	R	2	+

Scenario 278:	Treatment	Appropriateness	Median	Agreement
Function-Limiting Pain at Short Distances, Full Range of Extension/ Flexion, Ligamentous Instability, Arthritic Involvement in More than One Compartment, Severe Joint Space Narrowing, Limb Alignment - No Varus/Valgus/Patellofemoral Deformity, Mechanical Symptoms Present, Middle-Aged	Self-Management Programs	A	9	+
	Prescribed Physical Therapy	A	8	+
	Hinged Knee Brace and/or Unloading Brace	M	5	-
	Nonsteroidal anti-inflammatory drugs	A	7	
	Narcotic medicine for refractory pain	R	3	+
	Tramadol	M	6	+
	Acetaminophen	A	7	
	Intraarticular Corticosteroids	A	7	
	Arthroscopic Partial Meniscectomy or Loose Body Removal	A	7	-
	Realignment Osteotomy	R	1	+

Scenario 279:	Treatment	Appropriateness	Median	Agreement
Function-Limiting Pain at Short Distances, Full Range of Extension/ Flexion, Ligamentous Instability, Arthritic Involvement in More than One Compartment, Severe Joint Space Narrowing, Limb Alignment - No Varus/Valgus/Patellofemoral Deformity, Mechanical Symptoms Present, Elderly	Self-Management Programs	A	9	+
	Prescribed Physical Therapy	A	7	+
	Hinged Knee Brace and/or Unloading Brace	M	5	-
	Nonsteroidal anti-inflammatory drugs	A	7	
	Narcotic medicine for refractory pain	R	3	
	Tramadol	M	6	
	Acetaminophen	A	7	
	Intraarticular Corticosteroids	A	7	
	Arthroscopic Partial Meniscectomy or Loose Body Removal	M	6	-
	Realignment Osteotomy	R	1	+

Scenario 280:	Treatment	Appropriateness	Median	Agreement
Function-Limiting Pain at Short Distances, Full Range of Extension/ Flexion, Ligamentous Instability, Arthritic Involvement in More than One Compartment, Severe Joint Space Narrowing, Limb Alignment - No Varus/Valgus/Patellofemoral Deformity, Mechanical Symptoms Absent, Young	Self-Management Programs	A	9	+
	Prescribed Physical Therapy	A	8	+
	Hinged Knee Brace and/or Unloading Brace	M	5	-
	Nonsteroidal anti-inflammatory drugs	A	8	+
	Narcotic medicine for refractory pain	R	3	
	Tramadol	M	6	
	Acetaminophen	A	7	
	Intraarticular Corticosteroids	A	7	
	Arthroscopic Partial Meniscectomy or Loose Body Removal	R	2	
	Realignment Osteotomy	R	1	+

Scenario 281:	Treatment	Appropriateness	Median	Agreement
Function-Limiting Pain at Short Distances, Full Range of Extension/ Flexion, Ligamentous Instability, Arthritic Involvement in More than One Compartment, Severe Joint Space Narrowing, Limb Alignment - No Varus/Valgus/Patellofemoral Deformity, Mechanical Symptoms Absent, Middle-Aged	Self-Management Programs	A	9	+
	Prescribed Physical Therapy	A	8	+
	Hinged Knee Brace and/or Unloading Brace	M	4	-
	Nonsteroidal anti-inflammatory drugs	A	8	
	Narcotic medicine for refractory pain	R	3	+
	Tramadol	M	6	+
	Acetaminophen	A	7	
	Intraarticular Corticosteroids	A	7	
	Arthroscopic Partial Meniscectomy or Loose Body Removal	R	2	+
	Realignment Osteotomy	R	1	+

Scenario 282:	Treatment	Appropriateness	Median	Agreement
Function-Limiting Pain at Short Distances, Full Range of Extension/ Flexion, Ligamentous Instability, Arthritic Involvement in More than One Compartment, Severe Joint Space Narrowing, Limb Alignment - No Varus/Valgus/Patellofemoral Deformity, Mechanical Symptoms Absent, Elderly	Self-Management Programs	A	9	+
	Prescribed Physical Therapy	A	8	+
	Hinged Knee Brace and/or Unloading Brace	M	5	-
	Nonsteroidal anti-inflammatory drugs	A	7	
	Narcotic medicine for refractory pain	R	3	
	Tramadol	M	6	
	Acetaminophen	A	7	
	Intraarticular Corticosteroids	A	7	
	Arthroscopic Partial Meniscectomy or Loose Body Removal	R	2	+
	Realignment Osteotomy	R	1	+

Scenario 283:	Treatment	Appropriateness	Median	Agreement
Function-Limiting Pain at Short Distances, Full Range of Extension/ Flexion, Ligamentous Instability, Arthritic Involvement in More than One Compartment, Severe Joint Space Narrowing, Limb Alignment - Varus/Valgus and/or Patellofemoral mal-alignment, Mechanical Symptoms Present, Young	Self-Management Programs	A	9	+
	Prescribed Physical Therapy	A	8	+
	Hinged Knee Brace and/or Unloading Brace	M	5	
	Nonsteroidal anti-inflammatory drugs	A	8	+
	Narcotic medicine for refractory pain	R	3	
	Tramadol	M	6	
	Acetaminophen	A	7	
	Intraarticular Corticosteroids	A	7	
	Arthroscopic Partial Meniscectomy or Loose Body Removal	A	7	
	Realignment Osteotomy	M	4	

Scenario 284:	Treatment	Appropriateness	Median	Agreement
Function-Limiting Pain at Short Distances, Full Range of Extension/ Flexion, Ligamentous Instability, Arthritic Involvement in More than One Compartment, Severe Joint Space Narrowing, Limb Alignment - Varus/Valgus and/or Patellofemoral mal-alignment, Mechanical Symptoms Present, Middle-Aged	Self-Management Programs	A	9	+
	Prescribed Physical Therapy	A	8	+
	Hinged Knee Brace and/or Unloading Brace	M	5	
	Nonsteroidal anti-inflammatory drugs	A	7	
	Narcotic medicine for refractory pain	R	3	+
	Tramadol	M	6	+
	Acetaminophen	A	7	
	Intraarticular Corticosteroids	A	7	
	Arthroscopic Partial Meniscectomy or Loose Body Removal	A	7	
	Realignment Osteotomy	M	4	

Scenario 285:	Treatment	Appropriateness	Median	Agreement
Function-Limiting Pain at Short Distances, Full Range of Extension/ Flexion, Ligamentous Instability, Arthritic Involvement in More than One Compartment, Severe Joint Space Narrowing, Limb Alignment - Varus/Valgus and/or Patellofemoral mal-alignment, Mechanical Symptoms Present, Elderly	Self-Management Programs	A	9	+
	Prescribed Physical Therapy	A	8	+
	Hinged Knee Brace and/or Unloading Brace	M	5	
	Nonsteroidal anti-inflammatory drugs	M	6	
	Narcotic medicine for refractory pain	R	3	
	Tramadol	M	6	
	Acetaminophen	A	7	
	Intraarticular Corticosteroids	A	7	
	Arthroscopic Partial Meniscectomy or Loose Body Removal	M	6	-
	Realignment Osteotomy	R	2	

Scenario 286:	Treatment	Appropriateness	Median	Agreement
Function-Limiting Pain at Short Distances, Full Range of Extension/ Flexion, Ligamentous Instability, Arthritic Involvement in More than One Compartment, Severe Joint Space Narrowing, Limb Alignment - Varus/Valgus and/or Patellofemoral mal-alignment, Mechanical Symptoms Absent, Young	Self-Management Programs	A	9	+
	Prescribed Physical Therapy	A	8	+
	Hinged Knee Brace and/or Unloading Brace	M	5	-
	Nonsteroidal anti-inflammatory drugs	A	8	+
	Narcotic medicine for refractory pain	R	3	
	Tramadol	M	6	
	Acetaminophen	A	7	
	Intraarticular Corticosteroids	A	7	
	Arthroscopic Partial Meniscectomy or Loose Body Removal	R	2	
	Realignment Osteotomy	M	4	

Scenario 287:	Treatment	Appropriateness	Median	Agreement
Function-Limiting Pain at Short Distances, Full Range of Extension/ Flexion, Ligamentous Instability, Arthritic Involvement in More than One Compartment, Severe Joint Space Narrowing, Limb Alignment - Varus/Valgus and/or Patellofemoral mal-alignment, Mechanical Symptoms Absent, Middle-Aged	Self-Management Programs	A	9	+
	Prescribed Physical Therapy	A	8	+
	Hinged Knee Brace and/or Unloading Brace	M	5	
	Nonsteroidal anti-inflammatory drugs	A	7	
	Narcotic medicine for refractory pain	R	3	+
	Tramadol	M	6	+
	Acetaminophen	A	7	
	Intraarticular Corticosteroids	A	7	
	Arthroscopic Partial Meniscectomy or Loose Body Removal	R	2	+
	Realignment Osteotomy	R	3	

Scenario 288:	Treatment	Appropriateness	Median	Agreement
Function-Limiting Pain at Short Distances, Full Range of Extension/ Flexion, Ligamentous Instability, Arthritic Involvement in More than One Compartment, Severe Joint Space Narrowing, Limb Alignment - Varus/Valgus and/or Patellofemoral mal-alignment, Mechanical Symptoms Absent, Elderly	Self-Management Programs	A	9	+
	Prescribed Physical Therapy	A	8	+
	Hinged Knee Brace and/or Unloading Brace	M	5	
	Nonsteroidal anti-inflammatory drugs	A	7	
	Narcotic medicine for refractory pain	R	3	
	Tramadol	M	6	
	Acetaminophen	A	7	
	Intraarticular Corticosteroids	A	7	
	Arthroscopic Partial Meniscectomy or Loose Body Removal	R	2	+
	Realignment Osteotomy	R	2	

Scenario 289:	Treatment	Appropriateness	Median	Agreement
Function-Limiting Pain at Short Distances, Lack of Full Extension (> 5 degree flexion contracture) and/or Flexion (< 110 degrees), No Ligamentous Instability, Arthritic Involvement Predominantly in One Compartment, Mild to Moderate Joint Space Narrowing, Limb Alignment - No Varus/Valgus/Patellofemoral Deformity, Mechanical Symptoms Present, Young	Self-Management Programs	A	9	+
	Prescribed Physical Therapy	A	7	+
	Hinged Knee Brace and/or Unloading Brace	M	5	
	Nonsteroidal anti-inflammatory drugs	A	8	+
	Narcotic medicine for refractory pain	R	3	
	Tramadol	M	6	
	Acetaminophen	A	7	
	Intraarticular Corticosteroids	A	7	
	Arthroscopic Partial Meniscectomy or Loose Body Removal	A	7	
	Realignment Osteotomy	R	3	

Scenario 290:	Treatment	Appropriateness	Median	Agreement
Function-Limiting Pain at Short Distances, Lack of Full Extension (> 5 degree flexion contracture) and/or Flexion (< 110 degrees), No Ligamentous Instability, Arthritic Involvement Predominantly in One Compartment, Mild to Moderate Joint Space Narrowing, Limb Alignment - No Varus/Valgus/Patellofemoral Deformity, Mechanical Symptoms Present, Middle-Aged	Self-Management Programs	A	9	+
	Prescribed Physical Therapy	A	7	+
	Hinged Knee Brace and/or Unloading Brace	M	5	
	Nonsteroidal anti-inflammatory drugs	A	8	+
	Narcotic medicine for refractory pain	R	3	+
	Tramadol	M	6	+
	Acetaminophen	A	7	
	Intraarticular Corticosteroids	A	7	
	Arthroscopic Partial Meniscectomy or Loose Body Removal	A	7	
	Realignment Osteotomy	R	1	

Scenario 291:	Treatment	Appropriateness	Median	Agreement
Function-Limiting Pain at Short Distances, Lack of Full Extension (> 5 degree flexion contracture) and/or Flexion (< 110 degrees), No Ligamentous Instability, Arthritic Involvement Predominantly in One Compartment, Mild to Moderate Joint Space Narrowing, Limb Alignment - No Varus/Valgus/Patellofemoral Deformity, Mechanical Symptoms Present, Elderly	Self-Management Programs	A	8	+
	Prescribed Physical Therapy	A	8	+
	Hinged Knee Brace and/or Unloading Brace	M	5	
	Nonsteroidal anti-inflammatory drugs	A	7	
	Narcotic medicine for refractory pain	R	3	
	Tramadol	M	6	
	Acetaminophen	A	7	
	Intraarticular Corticosteroids	A	7	
	Arthroscopic Partial Meniscectomy or Loose Body Removal	A	7	
	Realignment Osteotomy	R	1	+

Scenario 292:	Treatment	Appropriateness	Median	Agreement
Function-Limiting Pain at Short Distances, Lack of Full Extension (> 5 degree flexion contracture) and/or Flexion (< 110 degrees), No Ligamentous Instability, Arthritic Involvement Predominantly in One Compartment, Mild to Moderate Joint Space Narrowing, Limb Alignment - No Varus/Valgus/Patellofemoral Deformity, Mechanical Symptoms Absent, Young	Self-Management Programs	A	9	+
	Prescribed Physical Therapy	A	8	+
	Hinged Knee Brace and/or Unloading Brace	M	4	
	Nonsteroidal anti-inflammatory drugs	A	8	+
	Narcotic medicine for refractory pain	R	3	
	Tramadol	M	6	
	Acetaminophen	A	7	
	Intraarticular Corticosteroids	M	6	
	Arthroscopic Partial Meniscectomy or Loose Body Removal	R	2	
	Realignment Osteotomy	R	3	

Scenario 293:	Treatment	Appropriateness	Median	Agreement
Function-Limiting Pain at Short Distances, Lack of Full Extension (> 5 degree flexion contracture) and/or Flexion (< 110 degrees), No Ligamentous Instability, Arthritic Involvement Predominantly in One Compartment, Mild to Moderate Joint Space Narrowing, Limb Alignment - No Varus/Valgus/Patellofemoral Deformity, Mechanical Symptoms Absent, Middle-Aged	Self-Management Programs	A	9	+
	Prescribed Physical Therapy	A	8	+
	Hinged Knee Brace and/or Unloading Brace	M	4	
	Nonsteroidal anti-inflammatory drugs	A	7	+
	Narcotic medicine for refractory pain	R	3	+
	Tramadol	M	6	+
	Acetaminophen	A	7	
	Intraarticular Corticosteroids	A	7	
	Arthroscopic Partial Meniscectomy or Loose Body Removal	R	2	
	Realignment Osteotomy	R	1	+

Scenario 294:	Treatment	Appropriateness	Median	Agreement
Function-Limiting Pain at Short Distances, Lack of Full Extension (> 5 degree flexion contracture) and/or Flexion (< 110 degrees), No Ligamentous Instability, Arthritic Involvement Predominantly in One Compartment, Mild to Moderate Joint Space Narrowing, Limb Alignment - No Varus/Valgus/Patellofemoral Deformity, Mechanical Symptoms Absent, Elderly	Self-Management Programs	A	9	+
	Prescribed Physical Therapy	A	8	+
	Hinged Knee Brace and/or Unloading Brace	M	5	
	Nonsteroidal anti-inflammatory drugs	M	6	
	Narcotic medicine for refractory pain	R	3	
	Tramadol	M	6	
	Acetaminophen	A	7	
	Intraarticular Corticosteroids	A	7	
	Arthroscopic Partial Meniscectomy or Loose Body Removal	R	2	+
	Realignment Osteotomy	R	1	+

Scenario 295:	Treatment	Appropriateness	Median	Agreement
Function-Limiting Pain at Short Distances, Lack of Full Extension (> 5 degree flexion contracture) and/or Flexion (< 110 degrees), No Ligamentous Instability, Arthritic Involvement Predominantly in One Compartment, Mild to Moderate Joint Space Narrowing, Limb Alignment - Varus/Valgus and/or Patellofemoral mal-alignment, Mechanical Symptoms Present, Young	Self-Management Programs	A	9	+
	Prescribed Physical Therapy	A	8	+
	Hinged Knee Brace and/or Unloading Brace	A	7	
	Nonsteroidal anti-inflammatory drugs	A	8	+
	Narcotic medicine for refractory pain	R	3	
	Tramadol	M	5	
	Acetaminophen	A	7	
	Intraarticular Corticosteroids	M	6	
	Arthroscopic Partial Meniscectomy or Loose Body Removal	A	7	
	Realignment Osteotomy	M	6	

Scenario 296:	Treatment	Appropriateness	Median	Agreement
Function-Limiting Pain at Short Distances, Lack of Full Extension (> 5 degree flexion contracture) and/or Flexion (< 110 degrees), No Ligamentous Instability, Arthritic Involvement Predominantly in One Compartment, Mild to Moderate Joint Space Narrowing, Limb Alignment - Varus/Valgus and/or Patellofemoral mal-alignment, Mechanical Symptoms Present, Middle-Aged	Self-Management Programs	A	9	+
	Prescribed Physical Therapy	A	8	+
	Hinged Knee Brace and/or Unloading Brace	A	7	
	Nonsteroidal anti-inflammatory drugs	A	7	+
	Narcotic medicine for refractory pain	R	3	+
	Tramadol	M	5	+
	Acetaminophen	A	7	
	Intraarticular Corticosteroids	A	7	
	Arthroscopic Partial Meniscectomy or Loose Body Removal	A	7	
	Realignment Osteotomy	M	5	

Scenario 297:	Treatment	Appropriateness	Median	Agreement
Function-Limiting Pain at Short Distances, Lack of Full Extension (> 5 degree flexion contracture) and/or Flexion (< 110 degrees), No Ligamentous Instability, Arthritic Involvement Predominantly in One Compartment, Mild to Moderate Joint Space Narrowing, Limb Alignment - Varus/Valgus and/or Patellofemoral mal-alignment, Mechanical Symptoms Present, Elderly	Self-Management Programs	A	9	+
	Prescribed Physical Therapy	A	8	+
	Hinged Knee Brace and/or Unloading Brace	M	6	
	Nonsteroidal anti-inflammatory drugs	A	7	
	Narcotic medicine for refractory pain	R	3	
	Tramadol	M	6	
	Acetaminophen	A	7	
	Intraarticular Corticosteroids	A	7	
	Arthroscopic Partial Meniscectomy or Loose Body Removal	M	6	
	Realignment Osteotomy	M	4	

Scenario 298:	Treatment	Appropriateness	Median	Agreement
Function-Limiting Pain at Short Distances, Lack of Full Extension (> 5 degree flexion contracture) and/or Flexion (< 110 degrees), No Ligamentous Instability, Arthritic Involvement Predominantly in One Compartment, Mild to Moderate Joint Space Narrowing, Limb Alignment - Varus/Valgus and/or Patellofemoral mal-alignment, Mechanical Symptoms Absent, Young	Self-Management Programs	A	9	+
	Prescribed Physical Therapy	A	8	+
	Hinged Knee Brace and/or Unloading Brace	M	6	
	Nonsteroidal anti-inflammatory drugs	A	8	+
	Narcotic medicine for refractory pain	R	3	
	Tramadol	M	5	
	Acetaminophen	A	7	
	Intraarticular Corticosteroids	M	6	
	Arthroscopic Partial Meniscectomy or Loose Body Removal	R	2	
	Realignment Osteotomy	M	5	

Scenario 299:	Treatment	Appropriateness	Median	Agreement
Function-Limiting Pain at Short Distances, Lack of Full Extension (> 5 degree flexion contracture) and/or Flexion (< 110 degrees), No Ligamentous Instability, Arthritic Involvement Predominantly in One Compartment, Mild to Moderate Joint Space Narrowing, Limb Alignment - Varus/Valgus and/or Patellofemoral mal-alignment, Mechanical Symptoms Absent, Middle-Aged	Self-Management Programs	A	9	+
	Prescribed Physical Therapy	A	8	+
	Hinged Knee Brace and/or Unloading Brace	M	6	
	Nonsteroidal anti-inflammatory drugs	A	7	+
	Narcotic medicine for refractory pain	R	3	+
	Tramadol	M	5	+
	Acetaminophen	A	7	
	Intraarticular Corticosteroids	A	7	
	Arthroscopic Partial Meniscectomy or Loose Body Removal	R	2	
	Realignment Osteotomy	M	5	

Scenario 300:	Treatment	Appropriateness	Median	Agreement
Function-Limiting Pain at Short Distances, Lack of Full Extension (> 5 degree flexion contracture) and/or Flexion (< 110 degrees), No Ligamentous Instability, Arthritic Involvement Predominantly in One Compartment, Mild to Moderate Joint Space Narrowing, Limb Alignment - Varus/Valgus and/or Patellofemoral mal-alignment, Mechanical Symptoms Absent, Elderly	Self-Management Programs	A	9	+
	Prescribed Physical Therapy	A	8	+
	Hinged Knee Brace and/or Unloading Brace	M	6	
	Nonsteroidal anti-inflammatory drugs	A	7	
	Narcotic medicine for refractory pain	R	3	
	Tramadol	M	6	
	Acetaminophen	A	7	
	Intraarticular Corticosteroids	A	7	
	Arthroscopic Partial Meniscectomy or Loose Body Removal	R	2	
	Realignment Osteotomy	R	3	

Scenario 301:	Treatment	Appropriateness	Median	Agreement
Function-Limiting Pain at Short Distances, Lack of Full Extension (> 5 degree flexion contracture) and/or Flexion (< 110 degrees), No Ligamentous Instability, Arthritic Involvement Predominantly in One Compartment, Severe Joint Space Narrowing, Limb Alignment - No Varus/Valgus/Patellofemoral Deformity, Mechanical Symptoms Present, Young	Self-Management Programs	A	9	+
	Prescribed Physical Therapy	A	7	+
	Hinged Knee Brace and/or Unloading Brace	M	5	
	Nonsteroidal anti-inflammatory drugs	A	8	+
	Narcotic medicine for refractory pain	R	3	
	Tramadol	M	6	
	Acetaminophen	A	7	
	Intraarticular Corticosteroids	A	7	
	Arthroscopic Partial Meniscectomy or Loose Body Removal	A	7	
	Realignment Osteotomy	R	3	

Scenario 302:	Treatment	Appropriateness	Median	Agreement
Function-Limiting Pain at Short Distances, Lack of Full Extension (> 5 degree flexion contracture) and/or Flexion (< 110 degrees), No Ligamentous Instability, Arthritic Involvement Predominantly in One Compartment, Severe Joint Space Narrowing, Limb Alignment - No Varus/Valgus/Patellofemoral Deformity, Mechanical Symptoms Present, Middle-Aged	Self-Management Programs	A	9	+
	Prescribed Physical Therapy	A	8	+
	Hinged Knee Brace and/or Unloading Brace	M	5	
	Nonsteroidal anti-inflammatory drugs	A	8	+
	Narcotic medicine for refractory pain	R	3	+
	Tramadol	M	6	+
	Acetaminophen	A	7	
	Intraarticular Corticosteroids	A	7	
	Arthroscopic Partial Meniscectomy or Loose Body Removal	A	7	
	Realignment Osteotomy	R	1	

Scenario 303:	Treatment	Appropriateness	Median	Agreement
Function-Limiting Pain at Short Distances, Lack of Full Extension (> 5 degree flexion contracture) and/or Flexion (< 110 degrees), No Ligamentous Instability, Arthritic Involvement Predominantly in One Compartment, Severe Joint Space Narrowing, Limb Alignment - No Varus/Valgus/Patellofemoral Deformity, Mechanical Symptoms Present, Elderly	Self-Management Programs	A	8	+
	Prescribed Physical Therapy	A	8	+
	Hinged Knee Brace and/or Unloading Brace	M	5	
	Nonsteroidal anti-inflammatory drugs	A	7	
	Narcotic medicine for refractory pain	R	3	
	Tramadol	M	6	
	Acetaminophen	A	7	
	Intraarticular Corticosteroids	A	7	
	Arthroscopic Partial Meniscectomy or Loose Body Removal	M	6	
	Realignment Osteotomy	R	1	+

Scenario 304:	Treatment	Appropriateness	Median	Agreement
Function-Limiting Pain at Short Distances, Lack of Full Extension (> 5 degree flexion contracture) and/or Flexion (< 110 degrees), No Ligamentous Instability, Arthritic Involvement Predominantly in One Compartment, Severe Joint Space Narrowing, Limb Alignment - No Varus/Valgus/Patellofemoral Deformity, Mechanical Symptoms Absent, Young	Self-Management Programs	A	9	+
	Prescribed Physical Therapy	A	8	+
	Hinged Knee Brace and/or Unloading Brace	M	5	
	Nonsteroidal anti-inflammatory drugs	A	8	+
	Narcotic medicine for refractory pain	R	3	
	Tramadol	M	6	
	Acetaminophen	A	7	
	Intraarticular Corticosteroids	M	5	
	Arthroscopic Partial Meniscectomy or Loose Body Removal	R	2	
	Realignment Osteotomy	R	2	

Scenario 305:	Treatment	Appropriateness	Median	Agreement
Function-Limiting Pain at Short Distances, Lack of Full Extension (> 5 degree flexion contracture) and/or Flexion (< 110 degrees), No Ligamentous Instability, Arthritic Involvement Predominantly in One Compartment, Severe Joint Space Narrowing, Limb Alignment - No Varus/Valgus/Patellofemoral Deformity, Mechanical Symptoms Absent, Middle-Aged	Self-Management Programs	A	9	+
	Prescribed Physical Therapy	A	8	+
	Hinged Knee Brace and/or Unloading Brace	M	5	
	Nonsteroidal anti-inflammatory drugs	A	7	
	Narcotic medicine for refractory pain	R	3	+
	Tramadol	M	6	+
	Acetaminophen	A	7	
	Intraarticular Corticosteroids	A	7	
	Arthroscopic Partial Meniscectomy or Loose Body Removal	R	2	
	Realignment Osteotomy	R	1	+

Scenario 306:	Treatment	Appropriateness	Median	Agreement
Function-Limiting Pain at Short Distances, Lack of Full Extension (> 5 degree flexion contracture) and/or Flexion (< 110 degrees), No Ligamentous Instability, Arthritic Involvement Predominantly in One Compartment, Severe Joint Space Narrowing, Limb Alignment - No Varus/Valgus/Patellofemoral Deformity, Mechanical Symptoms Absent, Elderly	Self-Management Programs	A	9	+
	Prescribed Physical Therapy	A	8	
	Hinged Knee Brace and/or Unloading Brace	M	5	
	Nonsteroidal anti-inflammatory drugs	M	6	
	Narcotic medicine for refractory pain	R	3	
	Tramadol	M	6	
	Acetaminophen	A	7	
	Intraarticular Corticosteroids	A	7	
	Arthroscopic Partial Meniscectomy or Loose Body Removal	R	2	+
	Realignment Osteotomy	R	1	+

Scenario 307:	Treatment	Appropriateness	Median	Agreement
Function-Limiting Pain at Short Distances, Lack of Full Extension (> 5 degree flexion contracture) and/or Flexion (< 110 degrees), No Ligamentous Instability, Arthritic Involvement Predominantly in One Compartment, Severe Joint Space Narrowing, Limb Alignment - Varus/Valgus and/or Patellofemoral mal-alignment, Mechanical Symptoms Present, Young	Self-Management Programs	A	9	+
	Prescribed Physical Therapy	A	8	+
	Hinged Knee Brace and/or Unloading Brace	A	7	
	Nonsteroidal anti-inflammatory drugs	A	8	+
	Narcotic medicine for refractory pain	R	3	
	Tramadol	M	6	
	Acetaminophen	A	7	
	Intraarticular Corticosteroids	M	6	
	Arthroscopic Partial Meniscectomy or Loose Body Removal	M	6	
	Realignment Osteotomy	M	6	

Scenario 308:	Treatment	Appropriateness	Median	Agreement
Function-Limiting Pain at Short Distances, Lack of Full Extension (> 5 degree flexion contracture) and/or Flexion (< 110 degrees), No Ligamentous Instability, Arthritic Involvement Predominantly in One Compartment, Severe Joint Space Narrowing, Limb Alignment - Varus/Valgus and/or Patellofemoral mal-alignment, Mechanical Symptoms Present, Middle-Aged	Self-Management Programs	A	9	+
	Prescribed Physical Therapy	A	8	+
	Hinged Knee Brace and/or Unloading Brace	A	7	
	Nonsteroidal anti-inflammatory drugs	A	7	+
	Narcotic medicine for refractory pain	R	3	
	Tramadol	M	6	+
	Acetaminophen	A	7	
	Intraarticular Corticosteroids	A	7	
	Arthroscopic Partial Meniscectomy or Loose Body Removal	M	5	-
	Realignment Osteotomy	M	5	

Scenario 309:	Treatment	Appropriateness	Median	Agreement
Function-Limiting Pain at Short Distances, Lack of Full Extension (> 5 degree flexion contracture) and/or Flexion (< 110 degrees), No Ligamentous Instability, Arthritic Involvement Predominantly in One Compartment, Severe Joint Space Narrowing, Limb Alignment - Varus/Valgus and/or Patellofemoral mal-alignment, Mechanical Symptoms Present, Elderly	Self-Management Programs	A	9	+
	Prescribed Physical Therapy	A	8	+
	Hinged Knee Brace and/or Unloading Brace	A	7	
	Nonsteroidal anti-inflammatory drugs	A	7	
	Narcotic medicine for refractory pain	R	3	
	Tramadol	M	6	
	Acetaminophen	A	7	
	Intraarticular Corticosteroids	A	7	
	Arthroscopic Partial Meniscectomy or Loose Body Removal	M	5	-
	Realignment Osteotomy	R	3	

Scenario 310:	Treatment	Appropriateness	Median	Agreement
Function-Limiting Pain at Short Distances, Lack of Full Extension (> 5 degree flexion contracture) and/or Flexion (< 110 degrees), No Ligamentous Instability, Arthritic Involvement Predominantly in One Compartment, Severe Joint Space Narrowing, Limb Alignment - Varus/Valgus and/or Patellofemoral mal-alignment, Mechanical Symptoms Absent, Young	Self-Management Programs	A	9	+
	Prescribed Physical Therapy	A	8	+
	Hinged Knee Brace and/or Unloading Brace	M	6	
	Nonsteroidal anti-inflammatory drugs	A	8	+
	Narcotic medicine for refractory pain	R	3	
	Tramadol	M	6	
	Acetaminophen	A	7	
	Intraarticular Corticosteroids	A	7	
	Arthroscopic Partial Meniscectomy or Loose Body Removal	R	2	
	Realignment Osteotomy	M	5	

Scenario 311:	Treatment	Appropriateness	Median	Agreement
Function-Limiting Pain at Short Distances, Lack of Full Extension (> 5 degree flexion contracture) and/or Flexion (< 110 degrees), No Ligamentous Instability, Arthritic Involvement Predominantly in One Compartment, Severe Joint Space Narrowing, Limb Alignment - Varus/Valgus and/or Patellofemoral mal-alignment, Mechanical Symptoms Absent, Middle-Aged	Self-Management Programs	A	9	+
	Prescribed Physical Therapy	A	8	+
	Hinged Knee Brace and/or Unloading Brace	M	6	
	Nonsteroidal anti-inflammatory drugs	A	8	+
	Narcotic medicine for refractory pain	R	3	+
	Tramadol	M	6	+
	Acetaminophen	A	7	
	Intraarticular Corticosteroids	A	7	
	Arthroscopic Partial Meniscectomy or Loose Body Removal	R	2	+
	Realignment Osteotomy	M	5	

Scenario 312:	Treatment	Appropriateness	Median	Agreement
Function-Limiting Pain at Short Distances, Lack of Full Extension (> 5 degree flexion contracture) and/or Flexion (< 110 degrees), No Ligamentous Instability, Arthritic Involvement Predominantly in One Compartment, Severe Joint Space Narrowing, Limb Alignment - Varus/Valgus and/or Patellofemoral mal-alignment, Mechanical Symptoms Absent, Elderly	Self-Management Programs	A	9	+
	Prescribed Physical Therapy	A	8	+
	Hinged Knee Brace and/or Unloading Brace	M	6	
	Nonsteroidal anti-inflammatory drugs	A	7	
	Narcotic medicine for refractory pain	R	3	
	Tramadol	M	6	
	Acetaminophen	A	7	
	Intraarticular Corticosteroids	A	7	
	Arthroscopic Partial Meniscectomy or Loose Body Removal	R	2	+
	Realignment Osteotomy	R	3	

Scenario 313:	Treatment	Appropriateness	Median	Agreement
Function-Limiting Pain at Short Distances, Lack of Full Extension (> 5 degree flexion contracture) and/or Flexion (< 110 degrees), No Ligamentous Instability, Arthritic Involvement in More than One Compartment, Mild to Moderate Joint Space Narrowing, Limb Alignment - No Varus/Valgus/Patellofemoral Deformity, Mechanical Symptoms Present, Young	Self-Management Programs	A	9	+
	Prescribed Physical Therapy	A	8	+
	Hinged Knee Brace and/or Unloading Brace	M	4	
	Nonsteroidal anti-inflammatory drugs	A	8	+
	Narcotic medicine for refractory pain	R	3	+
	Tramadol	M	6	
	Acetaminophen	A	7	
	Intraarticular Corticosteroids	M	6	
	Arthroscopic Partial Meniscectomy or Loose Body Removal	A	7	
	Realignment Osteotomy	R	1	

Scenario 314:	Treatment	Appropriateness	Median	Agreement
Function-Limiting Pain at Short Distances, Lack of Full Extension (> 5 degree flexion contracture) and/or Flexion (< 110 degrees), No Ligamentous Instability, Arthritic Involvement in More than One Compartment, Mild to Moderate Joint Space Narrowing, Limb Alignment - No Varus/Valgus/Patellofemoral Deformity, Mechanical Symptoms Present, Middle-Aged	Self-Management Programs	A	9	+
	Prescribed Physical Therapy	A	8	+
	Hinged Knee Brace and/or Unloading Brace	M	4	
	Nonsteroidal anti-inflammatory drugs	A	7	+
	Narcotic medicine for refractory pain	R	3	+
	Tramadol	M	6	+
	Acetaminophen	A	7	
	Intraarticular Corticosteroids	A	7	
	Arthroscopic Partial Meniscectomy or Loose Body Removal	A	7	
	Realignment Osteotomy	R	1	+

Scenario 315:	Treatment	Appropriateness	Median	Agreement
Function-Limiting Pain at Short Distances, Lack of Full Extension (> 5 degree flexion contracture) and/or Flexion (< 110 degrees), No Ligamentous Instability, Arthritic Involvement in More than One Compartment, Mild to Moderate Joint Space Narrowing, Limb Alignment - No Varus/Valgus/Patellofemoral Deformity, Mechanical Symptoms Present, Elderly	Self-Management Programs	A	9	+
	Prescribed Physical Therapy	A	8	+
	Hinged Knee Brace and/or Unloading Brace	M	5	-
	Nonsteroidal anti-inflammatory drugs	M	6	
	Narcotic medicine for refractory pain	R	3	
	Tramadol	M	6	
	Acetaminophen	A	7	
	Intraarticular Corticosteroids	A	7	
	Arthroscopic Partial Meniscectomy or Loose Body Removal	M	6	
	Realignment Osteotomy	R	1	+

Scenario 316:	Treatment	Appropriateness	Median	Agreement
Function-Limiting Pain at Short Distances, Lack of Full Extension (> 5 degree flexion contracture) and/or Flexion (< 110 degrees), No Ligamentous Instability, Arthritic Involvement in More than One Compartment, Mild to Moderate Joint Space Narrowing, Limb Alignment - No Varus/Valgus/Patellofemoral Deformity, Mechanical Symptoms Absent, Young	Self-Management Programs	A	9	+
	Prescribed Physical Therapy	A	8	+
	Hinged Knee Brace and/or Unloading Brace	M	4	
	Nonsteroidal anti-inflammatory drugs	A	8	
	Narcotic medicine for refractory pain	R	3	
	Tramadol	M	6	
	Acetaminophen	A	7	
	Intraarticular Corticosteroids	M	5	
	Arthroscopic Partial Meniscectomy or Loose Body Removal	R	2	
	Realignment Osteotomy	R	1	+

Scenario 317:	Treatment	Appropriateness	Median	Agreement
Function-Limiting Pain at Short Distances, Lack of Full Extension (> 5 degree flexion contracture) and/or Flexion (< 110 degrees), No Ligamentous Instability, Arthritic Involvement in More than One Compartment, Mild to Moderate Joint Space Narrowing, Limb Alignment - No Varus/Valgus/Patellofemoral Deformity, Mechanical Symptoms Absent, Middle-Aged	Self-Management Programs	A	9	+
	Prescribed Physical Therapy	A	8	+
	Hinged Knee Brace and/or Unloading Brace	M	4	
	Nonsteroidal anti-inflammatory drugs	A	7	+
	Narcotic medicine for refractory pain	R	3	+
	Tramadol	M	6	+
	Acetaminophen	A	7	
	Intraarticular Corticosteroids	A	7	
	Arthroscopic Partial Meniscectomy or Loose Body Removal	R	2	
	Realignment Osteotomy	R	1	+

Scenario 318:	Treatment	Appropriateness	Median	Agreement
Function-Limiting Pain at Short Distances, Lack of Full Extension (> 5 degree flexion contracture) and/or Flexion (< 110 degrees), No Ligamentous Instability, Arthritic Involvement in More than One Compartment, Mild to Moderate Joint Space Narrowing, Limb Alignment - No Varus/Valgus/Patellofemoral Deformity, Mechanical Symptoms Absent, Elderly	Self-Management Programs	A	9	+
	Prescribed Physical Therapy	A	8	+
	Hinged Knee Brace and/or Unloading Brace	M	5	-
	Nonsteroidal anti-inflammatory drugs	M	6	
	Narcotic medicine for refractory pain	R	3	
	Tramadol	M	6	
	Acetaminophen	A	7	
	Intraarticular Corticosteroids	A	7	
	Arthroscopic Partial Meniscectomy or Loose Body Removal	R	2	+
	Realignment Osteotomy	R	1	+

Scenario 319:	Treatment	Appropriateness	Median	Agreement
Function-Limiting Pain at Short Distances, Lack of Full Extension (> 5 degree flexion contracture) and/or Flexion (< 110 degrees), No Ligamentous Instability, Arthritic Involvement in More than One Compartment, Mild to Moderate Joint Space Narrowing, Limb Alignment - Varus/Valgus and/or Patellofemoral mal-alignment, Mechanical Symptoms Present, Young	Self-Management Programs	A	9	+
	Prescribed Physical Therapy	A	8	+
	Hinged Knee Brace and/or Unloading Brace	M	5	
	Nonsteroidal anti-inflammatory drugs	A	8	+
	Narcotic medicine for refractory pain	R	3	
	Tramadol	M	6	
	Acetaminophen	A	7	
	Intraarticular Corticosteroids	A	7	
	Arthroscopic Partial Meniscectomy or Loose Body Removal	M	6	
	Realignment Osteotomy	M	4	

Scenario 320:	Treatment	Appropriateness	Median	Agreement
Function-Limiting Pain at Short Distances, Lack of Full Extension (> 5 degree flexion contracture) and/or Flexion (< 110 degrees), No Ligamentous Instability, Arthritic Involvement in More than One Compartment, Mild to Moderate Joint Space Narrowing, Limb Alignment - Varus/Valgus and/or Patellofemoral mal-alignment, Mechanical Symptoms Present, Middle-Aged	Self-Management Programs	A	9	+
	Prescribed Physical Therapy	A	8	+
	Hinged Knee Brace and/or Unloading Brace	M	5	
	Nonsteroidal anti-inflammatory drugs	A	7	+
	Narcotic medicine for refractory pain	R	3	+
	Tramadol	M	5	+
	Acetaminophen	A	7	
	Intraarticular Corticosteroids	A	7	
	Arthroscopic Partial Meniscectomy or Loose Body Removal	M	6	
	Realignment Osteotomy	M	4	

Scenario 321:	Treatment	Appropriateness	Median	Agreement
Function-Limiting Pain at Short Distances, Lack of Full Extension (> 5 degree flexion contracture) and/or Flexion (< 110 degrees), No Ligamentous Instability, Arthritic Involvement in More than One Compartment, Mild to Moderate Joint Space Narrowing, Limb Alignment - Varus/Valgus and/or Patellofemoral mal-alignment, Mechanical Symptoms Present, Elderly	Self-Management Programs	A	9	+
	Prescribed Physical Therapy	A	8	+
	Hinged Knee Brace and/or Unloading Brace	M	5	
	Nonsteroidal anti-inflammatory drugs	A	7	
	Narcotic medicine for refractory pain	R	3	
	Tramadol	M	6	
	Acetaminophen	A	7	
	Intraarticular Corticosteroids	A	7	
	Arthroscopic Partial Meniscectomy or Loose Body Removal	M	6	
	Realignment Osteotomy	R	3	

Scenario 322:	Treatment	Appropriateness	Median	Agreement
Function-Limiting Pain at Short Distances, Lack of Full Extension (> 5 degree flexion contracture) and/or Flexion (< 110 degrees), No Ligamentous Instability, Arthritic Involvement in More than One Compartment, Mild to Moderate Joint Space Narrowing, Limb Alignment - Varus/Valgus and/or Patellofemoral mal-alignment, Mechanical Symptoms Absent, Young	Self-Management Programs	A	9	+
	Prescribed Physical Therapy	A	8	+
	Hinged Knee Brace and/or Unloading Brace	M	5	-
	Nonsteroidal anti-inflammatory drugs	A	8	+
	Narcotic medicine for refractory pain	R	3	
	Tramadol	M	6	
	Acetaminophen	A	7	
	Intraarticular Corticosteroids	M	5	
	Arthroscopic Partial Meniscectomy or Loose Body Removal	R	2	
	Realignment Osteotomy	M	4	

Scenario 323:	Treatment	Appropriateness	Median	Agreement
Function-Limiting Pain at Short Distances, Lack of Full Extension (> 5 degree flexion contracture) and/or Flexion (< 110 degrees), No Ligamentous Instability, Arthritic Involvement in More than One Compartment, Mild to Moderate Joint Space Narrowing, Limb Alignment - Varus/Valgus and/or Patellofemoral mal-alignment, Mechanical Symptoms Absent, Middle-Aged	Self-Management Programs	A	9	+
	Prescribed Physical Therapy	A	8	+
	Hinged Knee Brace and/or Unloading Brace	M	5	-
	Nonsteroidal anti-inflammatory drugs	A	7	+
	Narcotic medicine for refractory pain	R	3	+
	Tramadol	M	5	+
	Acetaminophen	A	7	
	Intraarticular Corticosteroids	A	7	
	Arthroscopic Partial Meniscectomy or Loose Body Removal	R	2	
	Realignment Osteotomy	R	3	

Scenario 324:	Treatment	Appropriateness	Median	Agreement
Function-Limiting Pain at Short Distances, Lack of Full Extension (> 5 degree flexion contracture) and/or Flexion (< 110 degrees), No Ligamentous Instability, Arthritic Involvement in More than One Compartment, Mild to Moderate Joint Space Narrowing, Limb Alignment - Varus/Valgus and/or Patellofemoral mal-alignment, Mechanical Symptoms Absent, Elderly	Self-Management Programs	A	9	+
	Prescribed Physical Therapy	A	8	+
	Hinged Knee Brace and/or Unloading Brace	M	5	-
	Nonsteroidal anti-inflammatory drugs	A	7	
	Narcotic medicine for refractory pain	R	3	
	Tramadol	M	6	
	Acetaminophen	A	7	
	Intraarticular Corticosteroids	A	7	
	Arthroscopic Partial Meniscectomy or Loose Body Removal	R	2	+
	Realignment Osteotomy	R	2	

Scenario 325:	Treatment	Appropriateness	Median	Agreement
Function-Limiting Pain at Short Distances, Lack of Full Extension (> 5 degree flexion contracture) and/or Flexion (< 110 degrees), No Ligamentous Instability, Arthritic Involvement in More than One Compartment, Severe Joint Space Narrowing, Limb Alignment - No Varus/Valgus/Patellofemoral Deformity, Mechanical Symptoms Present, Young	Self-Management Programs	A	9	+
	Prescribed Physical Therapy	A	8	+
	Hinged Knee Brace and/or Unloading Brace	M	4	
	Nonsteroidal anti-inflammatory drugs	A	8	+
	Narcotic medicine for refractory pain	R	3	+
	Tramadol	M	6	
	Acetaminophen	A	7	
	Intraarticular Corticosteroids	A	7	
	Arthroscopic Partial Meniscectomy or Loose Body Removal	A	8	
	Realignment Osteotomy	R	2	+

Scenario 326:	Treatment	Appropriateness	Median	Agreement
Function-Limiting Pain at Short Distances, Lack of Full Extension (> 5 degree flexion contracture) and/or Flexion (< 110 degrees), No Ligamentous Instability, Arthritic Involvement in More than One Compartment, Severe Joint Space Narrowing, Limb Alignment - No Varus/Valgus/Patellofemoral Deformity, Mechanical Symptoms Present, Middle-Aged	Self-Management Programs	A	9	+
	Prescribed Physical Therapy	A	8	+
	Hinged Knee Brace and/or Unloading Brace	M	4	
	Nonsteroidal anti-inflammatory drugs	A	7	
	Narcotic medicine for refractory pain	R	3	+
	Tramadol	M	6	+
	Acetaminophen	A	7	
	Intraarticular Corticosteroids	A	7	
	Arthroscopic Partial Meniscectomy or Loose Body Removal	A	7	
	Realignment Osteotomy	R	1	+

Scenario 327:	Treatment	Appropriateness	Median	Agreement
Function-Limiting Pain at Short Distances, Lack of Full Extension (> 5 degree flexion contracture) and/or Flexion (< 110 degrees), No Ligamentous Instability, Arthritic Involvement in More than One Compartment, Severe Joint Space Narrowing, Limb Alignment - No Varus/Valgus/Patellofemoral Deformity, Mechanical Symptoms Present, Elderly	Self-Management Programs	A	9	+
	Prescribed Physical Therapy	A	8	
	Hinged Knee Brace and/or Unloading Brace	M	5	
	Nonsteroidal anti-inflammatory drugs	M	6	
	Narcotic medicine for refractory pain	R	3	
	Tramadol	M	6	
	Acetaminophen	A	7	
	Intraarticular Corticosteroids	A	7	
	Arthroscopic Partial Meniscectomy or Loose Body Removal	M	5	-
	Realignment Osteotomy	R	1	+

Scenario 328:	Treatment	Appropriateness	Median	Agreement
Function-Limiting Pain at Short Distances, Lack of Full Extension (> 5 degree flexion contracture) and/or Flexion (< 110 degrees), No Ligamentous Instability, Arthritic Involvement in More than One Compartment, Severe Joint Space Narrowing, Limb Alignment - No Varus/Valgus/Patellofemoral Deformity, Mechanical Symptoms Absent, Young	Self-Management Programs	A	9	+
	Prescribed Physical Therapy	A	8	+
	Hinged Knee Brace and/or Unloading Brace	M	4	
	Nonsteroidal anti-inflammatory drugs	A	8	+
	Narcotic medicine for refractory pain	R	3	
	Tramadol	M	6	
	Acetaminophen	A	7	
	Intraarticular Corticosteroids	M	6	
	Arthroscopic Partial Meniscectomy or Loose Body Removal	R	2	+
	Realignment Osteotomy	R	1	+

Scenario 329:	Treatment	Appropriateness	Median	Agreement
Function-Limiting Pain at Short Distances, Lack of Full Extension (> 5 degree flexion contracture) and/or Flexion (< 110 degrees), No Ligamentous Instability, Arthritic Involvement in More than One Compartment, Severe Joint Space Narrowing, Limb Alignment - No Varus/Valgus/Patellofemoral Deformity, Mechanical Symptoms Absent, Middle-Aged	Self-Management Programs	A	9	+
	Prescribed Physical Therapy	A	8	+
	Hinged Knee Brace and/or Unloading Brace	M	4	
	Nonsteroidal anti-inflammatory drugs	A	7	
	Narcotic medicine for refractory pain	R	3	+
	Tramadol	M	6	+
	Acetaminophen	A	7	
	Intraarticular Corticosteroids	A	7	
	Arthroscopic Partial Meniscectomy or Loose Body Removal	R	2	+
	Realignment Osteotomy	R	1	+

Scenario 330:	Treatment	Appropriateness	Median	Agreement
Function-Limiting Pain at Short Distances, Lack of Full Extension (> 5 degree flexion contracture) and/or Flexion (< 110 degrees), No Ligamentous Instability, Arthritic Involvement in More than One Compartment, Severe Joint Space Narrowing, Limb Alignment - No Varus/Valgus/Patellofemoral Deformity, Mechanical Symptoms Absent, Elderly	Self-Management Programs	A	9	+
	Prescribed Physical Therapy	A	8	
	Hinged Knee Brace and/or Unloading Brace	M	5	
	Nonsteroidal anti-inflammatory drugs	M	6	
	Narcotic medicine for refractory pain	R	3	
	Tramadol	M	6	
	Acetaminophen	A	7	
	Intraarticular Corticosteroids	A	7	
	Arthroscopic Partial Meniscectomy or Loose Body Removal	R	2	+
	Realignment Osteotomy	R	1	+

Scenario 331:	Treatment	Appropriateness	Median	Agreement
Function-Limiting Pain at Short Distances, Lack of Full Extension (> 5 degree flexion contracture) and/or Flexion (< 110 degrees), No Ligamentous Instability, Arthritic Involvement in More than One Compartment, Severe Joint Space Narrowing, Limb Alignment - Varus/Valgus and/or Patellofemoral mal-alignment, Mechanical Symptoms Present, Young	Self-Management Programs	A	9	+
	Prescribed Physical Therapy	A	8	+
	Hinged Knee Brace and/or Unloading Brace	M	5	
	Nonsteroidal anti-inflammatory drugs	A	8	+
	Narcotic medicine for refractory pain	R	3	
	Tramadol	M	6	
	Acetaminophen	A	7	
	Intraarticular Corticosteroids	A	7	
	Arthroscopic Partial Meniscectomy or Loose Body Removal	A	7	
	Realignment Osteotomy	M	4	

Scenario 332:	Treatment	Appropriateness	Median	Agreement
Function-Limiting Pain at Short Distances, Lack of Full Extension (> 5 degree flexion contracture) and/or Flexion (< 110 degrees), No Ligamentous Instability, Arthritic Involvement in More than One Compartment, Severe Joint Space Narrowing, Limb Alignment - Varus/Valgus and/or Patellofemoral mal-alignment, Mechanical Symptoms Present, Middle-Aged	Self-Management Programs	A	9	+
	Prescribed Physical Therapy	A	8	+
	Hinged Knee Brace and/or Unloading Brace	M	5	
	Nonsteroidal anti-inflammatory drugs	A	7	
	Narcotic medicine for refractory pain	R	3	+
	Tramadol	M	6	
	Acetaminophen	A	7	
	Intraarticular Corticosteroids	A	7	
	Arthroscopic Partial Meniscectomy or Loose Body Removal	A	7	
	Realignment Osteotomy	M	4	

Scenario 333:	Treatment	Appropriateness	Median	Agreement
Function-Limiting Pain at Short Distances, Lack of Full Extension (> 5 degree flexion contracture) and/or Flexion (< 110 degrees), No Ligamentous Instability, Arthritic Involvement in More than One Compartment, Severe Joint Space Narrowing, Limb Alignment - Varus/Valgus and/or Patellofemoral mal-alignment, Mechanical Symptoms Present, Elderly	Self-Management Programs	A	9	+
	Prescribed Physical Therapy	A	8	+
	Hinged Knee Brace and/or Unloading Brace	M	5	
	Nonsteroidal anti-inflammatory drugs	A	7	
	Narcotic medicine for refractory pain	R	3	
	Tramadol	M	6	
	Acetaminophen	A	7	
	Intraarticular Corticosteroids	A	7	
	Arthroscopic Partial Meniscectomy or Loose Body Removal	M	6	-
	Realignment Osteotomy	R	2	

Scenario 334:	Treatment	Appropriateness	Median	Agreement
Function-Limiting Pain at Short Distances, Lack of Full Extension (> 5 degree flexion contracture) and/or Flexion (< 110 degrees), No Ligamentous Instability, Arthritic Involvement in More than One Compartment, Severe Joint Space Narrowing, Limb Alignment - Varus/Valgus and/or Patellofemoral mal-alignment, Mechanical Symptoms Absent, Young	Self-Management Programs	A	9	+
	Prescribed Physical Therapy	A	8	+
	Hinged Knee Brace and/or Unloading Brace	M	5	
	Nonsteroidal anti-inflammatory drugs	A	8	+
	Narcotic medicine for refractory pain	R	3	
	Tramadol	M	6	
	Acetaminophen	A	7	
	Intraarticular Corticosteroids	A	7	
	Arthroscopic Partial Meniscectomy or Loose Body Removal	R	2	
	Realignment Osteotomy	M	4	

Scenario 335:	Treatment	Appropriateness	Median	Agreement
Function-Limiting Pain at Short Distances, Lack of Full Extension (> 5 degree flexion contracture) and/or Flexion (< 110 degrees), No Ligamentous Instability, Arthritic Involvement in More than One Compartment, Severe Joint Space Narrowing, Limb Alignment - Varus/Valgus and/or Patellofemoral mal-alignment, Mechanical Symptoms Absent, Middle-Aged	Self-Management Programs	A	9	+
	Prescribed Physical Therapy	A	8	+
	Hinged Knee Brace and/or Unloading Brace	M	5	
	Nonsteroidal anti-inflammatory drugs	A	7	
	Narcotic medicine for refractory pain	R	3	
	Tramadol	M	6	+
	Acetaminophen	A	7	
	Intraarticular Corticosteroids	A	7	
	Arthroscopic Partial Meniscectomy or Loose Body Removal	R	2	+
	Realignment Osteotomy	M	4	

Scenario 336:	Treatment	Appropriateness	Median	Agreement
Function-Limiting Pain at Short Distances, Lack of Full Extension (> 5 degree flexion contracture) and/or Flexion (< 110 degrees), No Ligamentous Instability, Arthritic Involvement in More than One Compartment, Severe Joint Space Narrowing, Limb Alignment - Varus/Valgus and/or Patellofemoral mal-alignment, Mechanical Symptoms Absent, Elderly	Self-Management Programs	A	9	+
	Prescribed Physical Therapy	A	8	+
	Hinged Knee Brace and/or Unloading Brace	M	5	-
	Nonsteroidal anti-inflammatory drugs	A	7	
	Narcotic medicine for refractory pain	R	3	
	Tramadol	M	6	
	Acetaminophen	A	7	
	Intraarticular Corticosteroids	A	7	
	Arthroscopic Partial Meniscectomy or Loose Body Removal	R	2	+
	Realignment Osteotomy	R	2	

Scenario 337:	Treatment	Appropriateness	Median	Agreement
Function-Limiting Pain at Short Distances, Lack of Full Extension (> 5 degree flexion contracture) and/or Flexion (< 110 degrees), Ligamentous Instability, Arthritic Involvement Predominantly in One Compartment, Mild to Moderate Joint Space Narrowing, Limb Alignment - No Varus/Valgus/Patellofemoral Deformity, Mechanical Symptoms Present, Young	Self-Management Programs	A	9	+
	Prescribed Physical Therapy	A	8	+
	Hinged Knee Brace and/or Unloading Brace	M	5	
	Nonsteroidal anti-inflammatory drugs	A	8	+
	Narcotic medicine for refractory pain	R	3	
	Tramadol	M	6	
	Acetaminophen	A	7	
	Intraarticular Corticosteroids	A	7	
	Arthroscopic Partial Meniscectomy or Loose Body Removal	A	8	+
	Realignment Osteotomy	R	3	

Scenario 338:	Treatment	Appropriateness	Median	Agreement
Function-Limiting Pain at Short Distances, Lack of Full Extension (> 5 degree flexion contracture) and/or Flexion (< 110 degrees), Ligamentous Instability, Arthritic Involvement Predominantly in One Compartment, Mild to Moderate Joint Space Narrowing, Limb Alignment - No Varus/Valgus/Patellofemoral Deformity, Mechanical Symptoms Present, Middle-Aged	Self-Management Programs	A	9	+
	Prescribed Physical Therapy	A	8	+
	Hinged Knee Brace and/or Unloading Brace	M	5	
	Nonsteroidal anti-inflammatory drugs	A	7	+
	Narcotic medicine for refractory pain	R	3	+
	Tramadol	M	6	+
	Acetaminophen	A	7	
	Intraarticular Corticosteroids	A	7	
	Arthroscopic Partial Meniscectomy or Loose Body Removal	A	8	
	Realignment Osteotomy	R	2	

Scenario 339:	Treatment	Appropriateness	Median	Agreement
Function-Limiting Pain at Short Distances, Lack of Full Extension (> 5 degree flexion contracture) and/or Flexion (< 110 degrees), Ligamentous Instability, Arthritic Involvement Predominantly in One Compartment, Mild to Moderate Joint Space Narrowing, Limb Alignment - No Varus/Valgus/Patellofemoral Deformity, Mechanical Symptoms Present, Elderly	Self-Management Programs	A	8	+
	Prescribed Physical Therapy	A	8	+
	Hinged Knee Brace and/or Unloading Brace	M	5	
	Nonsteroidal anti-inflammatory drugs	A	7	
	Narcotic medicine for refractory pain	M	4	
	Tramadol	M	6	
	Acetaminophen	A	7	
	Intraarticular Corticosteroids	A	7	
	Arthroscopic Partial Meniscectomy or Loose Body Removal	M	6	
	Realignment Osteotomy	R	2	+

Scenario 340:	Treatment	Appropriateness	Median	Agreement
Function-Limiting Pain at Short Distances, Lack of Full Extension (> 5 degree flexion contracture) and/or Flexion (< 110 degrees), Ligamentous Instability, Arthritic Involvement Predominantly in One Compartment, Mild to Moderate Joint Space Narrowing, Limb Alignment - No Varus/Valgus/Patellofemoral Deformity, Mechanical Symptoms Absent, Young	Self-Management Programs	A	9	+
	Prescribed Physical Therapy	A	8	+
	Hinged Knee Brace and/or Unloading Brace	M	6	
	Nonsteroidal anti-inflammatory drugs	A	8	+
	Narcotic medicine for refractory pain	R	3	
	Tramadol	M	6	
	Acetaminophen	A	7	
	Intraarticular Corticosteroids	A	7	
	Arthroscopic Partial Meniscectomy or Loose Body Removal	R	2	
	Realignment Osteotomy	R	3	

Scenario 341:	Treatment	Appropriateness	Median	Agreement
Function-Limiting Pain at Short Distances, Lack of Full Extension (> 5 degree flexion contracture) and/or Flexion (< 110 degrees), Ligamentous Instability, Arthritic Involvement Predominantly in One Compartment, Mild to Moderate Joint Space Narrowing, Limb Alignment - No Varus/Valgus/Patellofemoral Deformity, Mechanical Symptoms Absent, Middle-Aged	Self-Management Programs	A	9	+
	Prescribed Physical Therapy	A	8	+
	Hinged Knee Brace and/or Unloading Brace	M	5	
	Nonsteroidal anti-inflammatory drugs	A	7	+
	Narcotic medicine for refractory pain	R	3	+
	Tramadol	M	6	+
	Acetaminophen	A	7	
	Intraarticular Corticosteroids	A	8	
	Arthroscopic Partial Meniscectomy or Loose Body Removal	R	2	
	Realignment Osteotomy	R	1	+

Scenario 342:	Treatment	Appropriateness	Median	Agreement
Function-Limiting Pain at Short Distances, Lack of Full Extension (> 5 degree flexion contracture) and/or Flexion (< 110 degrees), Ligamentous Instability, Arthritic Involvement Predominantly in One Compartment, Mild to Moderate Joint Space Narrowing, Limb Alignment - No Varus/Valgus/Patellofemoral Deformity, Mechanical Symptoms Absent, Elderly	Self-Management Programs	A	9	+
	Prescribed Physical Therapy	A	8	+
	Hinged Knee Brace and/or Unloading Brace	M	5	
	Nonsteroidal anti-inflammatory drugs	A	7	
	Narcotic medicine for refractory pain	M	4	
	Tramadol	M	6	
	Acetaminophen	A	7	
	Intraarticular Corticosteroids	A	8	
	Arthroscopic Partial Meniscectomy or Loose Body Removal	R	2	
	Realignment Osteotomy	R	1	+

Scenario 343:	Treatment	Appropriateness	Median	Agreement
Function-Limiting Pain at Short Distances, Lack of Full Extension (> 5 degree flexion contracture) and/or Flexion (< 110 degrees), Ligamentous Instability, Arthritic Involvement Predominantly in One Compartment, Mild to Moderate Joint Space Narrowing, Limb Alignment - Varus/Valgus and/or Patellofemoral mal-alignment, Mechanical Symptoms Present, Young	Self-Management Programs	A	9	+
	Prescribed Physical Therapy	A	8	+
	Hinged Knee Brace and/or Unloading Brace	A	7	
	Nonsteroidal anti-inflammatory drugs	A	8	+
	Narcotic medicine for refractory pain	R	3	
	Tramadol	M	5	
	Acetaminophen	A	7	
	Intraarticular Corticosteroids	A	7	
	Arthroscopic Partial Meniscectomy or Loose Body Removal	A	7	
	Realignment Osteotomy	M	5	

Scenario 344:	Treatment	Appropriateness	Median	Agreement
Function-Limiting Pain at Short Distances, Lack of Full Extension (> 5 degree flexion contracture) and/or Flexion (< 110 degrees), Ligamentous Instability, Arthritic Involvement Predominantly in One Compartment, Mild to Moderate Joint Space Narrowing, Limb Alignment - Varus/Valgus and/or Patellofemoral mal-alignment, Mechanical Symptoms Present, Middle-Aged	Self-Management Programs	A	9	+
	Prescribed Physical Therapy	A	8	+
	Hinged Knee Brace and/or Unloading Brace	A	7	
	Nonsteroidal anti-inflammatory drugs	A	7	+
	Narcotic medicine for refractory pain	R	3	+
	Tramadol	M	5	+
	Acetaminophen	A	7	
	Intraarticular Corticosteroids	A	7	
	Arthroscopic Partial Meniscectomy or Loose Body Removal	A	7	
	Realignment Osteotomy	M	5	

Scenario 345:	Treatment	Appropriateness	Median	Agreement
Function-Limiting Pain at Short Distances, Lack of Full Extension (> 5 degree flexion contracture) and/or Flexion (< 110 degrees), Ligamentous Instability, Arthritic Involvement Predominantly in One Compartment, Mild to Moderate Joint Space Narrowing, Limb Alignment - Varus/Valgus and/or Patellofemoral mal-alignment, Mechanical Symptoms Present, Elderly	Self-Management Programs	A	9	+
	Prescribed Physical Therapy	A	8	+
	Hinged Knee Brace and/or Unloading Brace	A	7	
	Nonsteroidal anti-inflammatory drugs	A	7	
	Narcotic medicine for refractory pain	M	4	
	Tramadol	M	6	
	Acetaminophen	A	7	
	Intraarticular Corticosteroids	A	7	
	Arthroscopic Partial Meniscectomy or Loose Body Removal	M	6	
	Realignment Osteotomy	R	3	

Scenario 346:	Treatment	Appropriateness	Median	Agreement
Function-Limiting Pain at Short Distances, Lack of Full Extension (> 5 degree flexion contracture) and/or Flexion (< 110 degrees), Ligamentous Instability, Arthritic Involvement Predominantly in One Compartment, Mild to Moderate Joint Space Narrowing, Limb Alignment - Varus/Valgus and/or Patellofemoral mal-alignment, Mechanical Symptoms Absent, Young	Self-Management Programs	A	9	+
	Prescribed Physical Therapy	A	8	+
	Hinged Knee Brace and/or Unloading Brace	M	6	
	Nonsteroidal anti-inflammatory drugs	A	8	+
	Narcotic medicine for refractory pain	R	3	
	Tramadol	M	5	
	Acetaminophen	A	7	
	Intraarticular Corticosteroids	M	6	
	Arthroscopic Partial Meniscectomy or Loose Body Removal	R	2	
	Realignment Osteotomy	M	5	

Scenario 347:	Treatment	Appropriateness	Median	Agreement
Function-Limiting Pain at Short Distances, Lack of Full Extension (> 5 degree flexion contracture) and/or Flexion (< 110 degrees), Ligamentous Instability, Arthritic Involvement Predominantly in One Compartment, Mild to Moderate Joint Space Narrowing, Limb Alignment - Varus/Valgus and/or Patellofemoral mal-alignment, Mechanical Symptoms Absent, Middle-Aged	Self-Management Programs	A	9	+
	Prescribed Physical Therapy	A	8	+
	Hinged Knee Brace and/or Unloading Brace	M	6	
	Nonsteroidal anti-inflammatory drugs	A	7	+
	Narcotic medicine for refractory pain	R	3	+
	Tramadol	M	5	+
	Acetaminophen	A	7	
	Intraarticular Corticosteroids	A	8	
	Arthroscopic Partial Meniscectomy or Loose Body Removal	R	2	
	Realignment Osteotomy	M	4	

Scenario 348:	Treatment	Appropriateness	Median	Agreement
Function-Limiting Pain at Short Distances, Lack of Full Extension (> 5 degree flexion contracture) and/or Flexion (< 110 degrees), Ligamentous Instability, Arthritic Involvement Predominantly in One Compartment, Mild to Moderate Joint Space Narrowing, Limb Alignment - Varus/Valgus and/or Patellofemoral mal-alignment, Mechanical Symptoms Absent, Elderly	Self-Management Programs	A	9	+
	Prescribed Physical Therapy	A	8	+
	Hinged Knee Brace and/or Unloading Brace	M	6	
	Nonsteroidal anti-inflammatory drugs	A	7	
	Narcotic medicine for refractory pain	M	4	
	Tramadol	M	6	
	Acetaminophen	A	7	
	Intraarticular Corticosteroids	A	8	
	Arthroscopic Partial Meniscectomy or Loose Body Removal	R	2	
	Realignment Osteotomy	R	3	

Scenario 349:	Treatment	Appropriateness	Median	Agreement
Function-Limiting Pain at Short Distances, Lack of Full Extension (> 5 degree flexion contracture) and/or Flexion (< 110 degrees), Ligamentous Instability, Arthritic Involvement Predominantly in One Compartment, Severe Joint Space Narrowing, Limb Alignment - No Varus/Valgus/Patellofemoral Deformity, Mechanical Symptoms Present, Young	Self-Management Programs	A	9	+
	Prescribed Physical Therapy	A	8	+
	Hinged Knee Brace and/or Unloading Brace	A	7	
	Nonsteroidal anti-inflammatory drugs	A	8	+
	Narcotic medicine for refractory pain	R	3	
	Tramadol	M	6	
	Acetaminophen	A	7	
	Intraarticular Corticosteroids	A	7	
	Arthroscopic Partial Meniscectomy or Loose Body Removal	A	8	
	Realignment Osteotomy	R	3	

Scenario 350:	Treatment	Appropriateness	Median	Agreement
Function-Limiting Pain at Short Distances, Lack of Full Extension (> 5 degree flexion contracture) and/or Flexion (< 110 degrees), Ligamentous Instability, Arthritic Involvement Predominantly in One Compartment, Severe Joint Space Narrowing, Limb Alignment - No Varus/Valgus/Patellofemoral Deformity, Mechanical Symptoms Present, Middle-Aged	Self-Management Programs	A	9	+
	Prescribed Physical Therapy	A	8	+
	Hinged Knee Brace and/or Unloading Brace	M	6	
	Nonsteroidal anti-inflammatory drugs	A	7	+
	Narcotic medicine for refractory pain	R	3	+
	Tramadol	M	6	+
	Acetaminophen	A	7	
	Intraarticular Corticosteroids	A	7	
	Arthroscopic Partial Meniscectomy or Loose Body Removal	A	8	
	Realignment Osteotomy	R	2	

Scenario 351:	Treatment	Appropriateness	Median	Agreement
Function-Limiting Pain at Short Distances, Lack of Full Extension (> 5 degree flexion contracture) and/or Flexion (< 110 degrees), Ligamentous Instability, Arthritic Involvement Predominantly in One Compartment, Severe Joint Space Narrowing, Limb Alignment - No Varus/Valgus/Patellofemoral Deformity, Mechanical Symptoms Present, Elderly	Self-Management Programs	A	8	+
	Prescribed Physical Therapy	A	8	+
	Hinged Knee Brace and/or Unloading Brace	M	5	
	Nonsteroidal anti-inflammatory drugs	A	7	
	Narcotic medicine for refractory pain	M	4	
	Tramadol	M	6	
	Acetaminophen	A	7	
	Intraarticular Corticosteroids	A	7	
	Arthroscopic Partial Meniscectomy or Loose Body Removal	M	6	
	Realignment Osteotomy	R	2	+

Scenario 352:	Treatment	Appropriateness	Median	Agreement
Function-Limiting Pain at Short Distances, Lack of Full Extension (> 5 degree flexion contracture) and/or Flexion (< 110 degrees), Ligamentous Instability, Arthritic Involvement Predominantly in One Compartment, Severe Joint Space Narrowing, Limb Alignment - No Varus/Valgus/Patellofemoral Deformity, Mechanical Symptoms Absent, Young	Self-Management Programs	A	9	+
	Prescribed Physical Therapy	A	8	+
	Hinged Knee Brace and/or Unloading Brace	A	7	
	Nonsteroidal anti-inflammatory drugs	A	8	+
	Narcotic medicine for refractory pain	R	3	
	Tramadol	M	6	
	Acetaminophen	A	7	
	Intraarticular Corticosteroids	M	5	
	Arthroscopic Partial Meniscectomy or Loose Body Removal	R	2	
	Realignment Osteotomy	R	2	

Scenario 353:	Treatment	Appropriateness	Median	Agreement
Function-Limiting Pain at Short Distances, Lack of Full Extension (> 5 degree flexion contracture) and/or Flexion (< 110 degrees), Ligamentous Instability, Arthritic Involvement Predominantly in One Compartment, Severe Joint Space Narrowing, Limb Alignment - No Varus/Valgus/Patellofemoral Deformity, Mechanical Symptoms Absent, Middle-Aged	Self-Management Programs	A	9	+
	Prescribed Physical Therapy	A	8	+
	Hinged Knee Brace and/or Unloading Brace	M	5	
	Nonsteroidal anti-inflammatory drugs	A	7	+
	Narcotic medicine for refractory pain	R	3	+
	Tramadol	M	6	+
	Acetaminophen	A	7	
	Intraarticular Corticosteroids	A	7	
	Arthroscopic Partial Meniscectomy or Loose Body Removal	R	2	
	Realignment Osteotomy	R	1	+

Scenario 354:	Treatment	Appropriateness	Median	Agreement
Function-Limiting Pain at Short Distances, Lack of Full Extension (> 5 degree flexion contracture) and/or Flexion (< 110 degrees), Ligamentous Instability, Arthritic Involvement Predominantly in One Compartment, Severe Joint Space Narrowing, Limb Alignment - No Varus/Valgus/Patellofemoral Deformity, Mechanical Symptoms Absent, Elderly	Self-Management Programs	A	9	+
	Prescribed Physical Therapy	A	8	+
	Hinged Knee Brace and/or Unloading Brace	M	5	
	Nonsteroidal anti-inflammatory drugs	A	7	
	Narcotic medicine for refractory pain	M	4	
	Tramadol	M	6	
	Acetaminophen	A	7	
	Intraarticular Corticosteroids	A	7	
	Arthroscopic Partial Meniscectomy or Loose Body Removal	R	2	
	Realignment Osteotomy	R	1	+

Scenario 355:	Treatment	Appropriateness	Median	Agreement
Function-Limiting Pain at Short Distances, Lack of Full Extension (> 5 degree flexion contracture) and/or Flexion (< 110 degrees), Ligamentous Instability, Arthritic Involvement Predominantly in One Compartment, Severe Joint Space Narrowing, Limb Alignment - Varus/Valgus and/or Patellofemoral mal-alignment, Mechanical Symptoms Present, Young	Self-Management Programs	A	9	+
	Prescribed Physical Therapy	A	8	+
	Hinged Knee Brace and/or Unloading Brace	A	7	
	Nonsteroidal anti-inflammatory drugs	A	8	+
	Narcotic medicine for refractory pain	R	3	
	Tramadol	M	6	
	Acetaminophen	A	7	
	Intraarticular Corticosteroids	A	7	
	Arthroscopic Partial Meniscectomy or Loose Body Removal	A	7	
	Realignment Osteotomy	M	5	

Scenario 356:	Treatment	Appropriateness	Median	Agreement
Function-Limiting Pain at Short Distances, Lack of Full Extension (> 5 degree flexion contracture) and/or Flexion (< 110 degrees), Ligamentous Instability, Arthritic Involvement Predominantly in One Compartment, Severe Joint Space Narrowing, Limb Alignment - Varus/Valgus and/or Patellofemoral mal-alignment, Mechanical Symptoms Present, Middle-Aged	Self-Management Programs	A	9	+
	Prescribed Physical Therapy	A	8	+
	Hinged Knee Brace and/or Unloading Brace	M	5	
	Nonsteroidal anti-inflammatory drugs	A	7	+
	Narcotic medicine for refractory pain	R	3	+
	Tramadol	M	6	+
	Acetaminophen	A	7	
	Intraarticular Corticosteroids	A	7	
	Arthroscopic Partial Meniscectomy or Loose Body Removal	A	7	
	Realignment Osteotomy	M	4	

Scenario 357:	Treatment	Appropriateness	Median	Agreement
Function-Limiting Pain at Short Distances, Lack of Full Extension (> 5 degree flexion contracture) and/or Flexion (< 110 degrees), Ligamentous Instability, Arthritic Involvement Predominantly in One Compartment, Severe Joint Space Narrowing, Limb Alignment - Varus/Valgus and/or Patellofemoral mal-alignment, Mechanical Symptoms Present, Elderly	Self-Management Programs	A	9	+
	Prescribed Physical Therapy	A	8	+
	Hinged Knee Brace and/or Unloading Brace	M	6	
	Nonsteroidal anti-inflammatory drugs	A	7	
	Narcotic medicine for refractory pain	M	4	
	Tramadol	M	6	
	Acetaminophen	A	7	
	Intraarticular Corticosteroids	A	7	
	Arthroscopic Partial Meniscectomy or Loose Body Removal	M	6	
	Realignment Osteotomy	R	3	

Scenario 358:	Treatment	Appropriateness	Median	Agreement
Function-Limiting Pain at Short Distances, Lack of Full Extension (> 5 degree flexion contracture) and/or Flexion (< 110 degrees), Ligamentous Instability, Arthritic Involvement Predominantly in One Compartment, Severe Joint Space Narrowing, Limb Alignment - Varus/Valgus and/or Patellofemoral mal-alignment, Mechanical Symptoms Absent, Young	Self-Management Programs	A	9	+
	Prescribed Physical Therapy	A	8	+
	Hinged Knee Brace and/or Unloading Brace	A	7	
	Nonsteroidal anti-inflammatory drugs	A	8	+
	Narcotic medicine for refractory pain	R	3	
	Tramadol	M	6	
	Acetaminophen	A	7	
	Intraarticular Corticosteroids	A	7	
	Arthroscopic Partial Meniscectomy or Loose Body Removal	R	2	
	Realignment Osteotomy	M	5	

Scenario 359:	Treatment	Appropriateness	Median	Agreement
Function-Limiting Pain at Short Distances, Lack of Full Extension (> 5 degree flexion contracture) and/or Flexion (< 110 degrees), Ligamentous Instability, Arthritic Involvement Predominantly in One Compartment, Severe Joint Space Narrowing, Limb Alignment - Varus/Valgus and/or Patellofemoral mal-alignment, Mechanical Symptoms Absent, Middle-Aged	Self-Management Programs	A	9	+
	Prescribed Physical Therapy	A	8	+
	Hinged Knee Brace and/or Unloading Brace	M	6	
	Nonsteroidal anti-inflammatory drugs	A	7	+
	Narcotic medicine for refractory pain	R	3	+
	Tramadol	M	6	+
	Acetaminophen	A	7	
	Intraarticular Corticosteroids	A	7	
	Arthroscopic Partial Meniscectomy or Loose Body Removal	R	2	
	Realignment Osteotomy	M	4	

Scenario 360:	Treatment	Appropriateness	Median	Agreement
Function-Limiting Pain at Short Distances, Lack of Full Extension (> 5 degree flexion contracture) and/or Flexion (< 110 degrees), Ligamentous Instability, Arthritic Involvement Predominantly in One Compartment, Severe Joint Space Narrowing, Limb Alignment - Varus/Valgus and/or Patellofemoral mal-alignment, Mechanical Symptoms Absent, Elderly	Self-Management Programs	A	9	+
	Prescribed Physical Therapy	A	8	+
	Hinged Knee Brace and/or Unloading Brace	M	5	
	Nonsteroidal anti-inflammatory drugs	A	7	
	Narcotic medicine for refractory pain	M	4	
	Tramadol	M	6	
	Acetaminophen	A	7	
	Intraarticular Corticosteroids	A	7	
	Arthroscopic Partial Meniscectomy or Loose Body Removal	R	3	
	Realignment Osteotomy	R	2	

Scenario 361:	Treatment	Appropriateness	Median	Agreement
Function-Limiting Pain at Short Distances, Lack of Full Extension (> 5 degree flexion contracture) and/or Flexion (< 110 degrees), Ligamentous Instability, Arthritic Involvement in More than One Compartment, Mild to Moderate Joint Space Narrowing, Limb Alignment - No Varus/Valgus/Patellofemoral Deformity, Mechanical Symptoms Present, Young	Self-Management Programs	A	9	+
	Prescribed Physical Therapy	A	8	+
	Hinged Knee Brace and/or Unloading Brace	M	5	
	Nonsteroidal anti-inflammatory drugs	A	8	+
	Narcotic medicine for refractory pain	R	3	+
	Tramadol	M	6	
	Acetaminophen	A	7	
	Intraarticular Corticosteroids	A	7	
	Arthroscopic Partial Meniscectomy or Loose Body Removal	A	7	
	Realignment Osteotomy	R	1	+

Scenario 362:	Treatment	Appropriateness	Median	Agreement
Function-Limiting Pain at Short Distances, Lack of Full Extension (> 5 degree flexion contracture) and/or Flexion (< 110 degrees), Ligamentous Instability, Arthritic Involvement in More than One Compartment, Mild to Moderate Joint Space Narrowing, Limb Alignment - No Varus/Valgus/Patellofemoral Deformity, Mechanical Symptoms Present, Middle-Aged	Self-Management Programs	A	9	+
	Prescribed Physical Therapy	A	8	+
	Hinged Knee Brace and/or Unloading Brace	M	5	
	Nonsteroidal anti-inflammatory drugs	A	7	+
	Narcotic medicine for refractory pain	R	3	+
	Tramadol	M	6	+
	Acetaminophen	A	7	
	Intraarticular Corticosteroids	A	7	
	Arthroscopic Partial Meniscectomy or Loose Body Removal	A	7	
	Realignment Osteotomy	R	1	+

Scenario 363:	Treatment	Appropriateness	Median	Agreement
Function-Limiting Pain at Short Distances, Lack of Full Extension (> 5 degree flexion contracture) and/or Flexion (< 110 degrees), Ligamentous Instability, Arthritic Involvement in More than One Compartment, Mild to Moderate Joint Space Narrowing, Limb Alignment - No Varus/Valgus/Patellofemoral Deformity, Mechanical Symptoms Present, Elderly	Self-Management Programs	A	9	+
	Prescribed Physical Therapy	A	8	+
	Hinged Knee Brace and/or Unloading Brace	M	5	
	Nonsteroidal anti-inflammatory drugs	A	7	
	Narcotic medicine for refractory pain	R	3	
	Tramadol	M	6	
	Acetaminophen	A	7	
	Intraarticular Corticosteroids	A	7	
	Arthroscopic Partial Meniscectomy or Loose Body Removal	M	6	
	Realignment Osteotomy	R	1	+

Scenario 364:	Treatment	Appropriateness	Median	Agreement
Function-Limiting Pain at Short Distances, Lack of Full Extension (> 5 degree flexion contracture) and/or Flexion (< 110 degrees), Ligamentous Instability, Arthritic Involvement in More than One Compartment, Mild to Moderate Joint Space Narrowing, Limb Alignment - No Varus/Valgus/Patellofemoral Deformity, Mechanical Symptoms Absent, Young	Self-Management Programs	A	9	+
	Prescribed Physical Therapy	A	8	+
	Hinged Knee Brace and/or Unloading Brace	M	4	-
	Nonsteroidal anti-inflammatory drugs	A	8	+
	Narcotic medicine for refractory pain	R	3	
	Tramadol	M	6	
	Acetaminophen	A	7	
	Intraarticular Corticosteroids	A	7	
	Arthroscopic Partial Meniscectomy or Loose Body Removal	R	2	
	Realignment Osteotomy	R	1	+

Scenario 365:	Treatment	Appropriateness	Median	Agreement
Function-Limiting Pain at Short Distances, Lack of Full Extension (> 5 degree flexion contracture) and/or Flexion (< 110 degrees), Ligamentous Instability, Arthritic Involvement in More than One Compartment, Mild to Moderate Joint Space Narrowing, Limb Alignment - No Varus/Valgus/Patellofemoral Deformity, Mechanical Symptoms Absent, Middle-Aged	Self-Management Programs	A	9	+
	Prescribed Physical Therapy	A	8	+
	Hinged Knee Brace and/or Unloading Brace	M	5	-
	Nonsteroidal anti-inflammatory drugs	A	7	+
	Narcotic medicine for refractory pain	R	3	+
	Tramadol	M	6	+
	Acetaminophen	A	7	
	Intraarticular Corticosteroids	A	8	
	Arthroscopic Partial Meniscectomy or Loose Body Removal	R	2	
	Realignment Osteotomy	R	1	+

Scenario 366:	Treatment	Appropriateness	Median	Agreement
Function-Limiting Pain at Short Distances, Lack of Full Extension (> 5 degree flexion contracture) and/or Flexion (< 110 degrees), Ligamentous Instability, Arthritic Involvement in More than One Compartment, Mild to Moderate Joint Space Narrowing, Limb Alignment - No Varus/Valgus/Patellofemoral Deformity, Mechanical Symptoms Absent, Elderly	Self-Management Programs	A	9	+
	Prescribed Physical Therapy	A	8	+
	Hinged Knee Brace and/or Unloading Brace	M	5	-
	Nonsteroidal anti-inflammatory drugs	A	7	
	Narcotic medicine for refractory pain	M	4	
	Tramadol	M	6	
	Acetaminophen	A	7	
	Intraarticular Corticosteroids	A	8	
	Arthroscopic Partial Meniscectomy or Loose Body Removal	R	2	
	Realignment Osteotomy	R	1	+

Scenario 367:	Treatment	Appropriateness	Median	Agreement
Function-Limiting Pain at Short Distances, Lack of Full Extension (> 5 degree flexion contracture) and/or Flexion (< 110 degrees), Ligamentous Instability, Arthritic Involvement in More than One Compartment, Mild to Moderate Joint Space Narrowing, Limb Alignment - Varus/Valgus and/or Patellofemoral mal-alignment, Mechanical Symptoms Present, Young	Self-Management Programs	A	9	+
	Prescribed Physical Therapy	A	8	+
	Hinged Knee Brace and/or Unloading Brace	M	5	
	Nonsteroidal anti-inflammatory drugs	A	8	+
	Narcotic medicine for refractory pain	R	3	
	Tramadol	M	5	
	Acetaminophen	A	7	
	Intraarticular Corticosteroids	A	7	
	Arthroscopic Partial Meniscectomy or Loose Body Removal	A	7	
	Realignment Osteotomy	M	5	

Scenario 368:	Treatment	Appropriateness	Median	Agreement
Function-Limiting Pain at Short Distances, Lack of Full Extension (> 5 degree flexion contracture) and/or Flexion (< 110 degrees), Ligamentous Instability, Arthritic Involvement in More than One Compartment, Mild to Moderate Joint Space Narrowing, Limb Alignment - Varus/Valgus and/or Patellofemoral mal-alignment, Mechanical Symptoms Present, Middle-Aged	Self-Management Programs	A	9	+
	Prescribed Physical Therapy	A	8	+
	Hinged Knee Brace and/or Unloading Brace	M	5	
	Nonsteroidal anti-inflammatory drugs	A	7	+
	Narcotic medicine for refractory pain	R	3	+
	Tramadol	M	6	+
	Acetaminophen	A	7	
	Intraarticular Corticosteroids	A	7	
	Arthroscopic Partial Meniscectomy or Loose Body Removal	A	7	
	Realignment Osteotomy	M	4	

Scenario 369:	Treatment	Appropriateness	Median	Agreement
Function-Limiting Pain at Short Distances, Lack of Full Extension (> 5 degree flexion contracture) and/or Flexion (< 110 degrees), Ligamentous Instability, Arthritic Involvement in More than One Compartment, Mild to Moderate Joint Space Narrowing, Limb Alignment - Varus/Valgus and/or Patellofemoral mal-alignment, Mechanical Symptoms Present, Elderly	Self-Management Programs	A	9	+
	Prescribed Physical Therapy	A	8	+
	Hinged Knee Brace and/or Unloading Brace	M	5	
	Nonsteroidal anti-inflammatory drugs	A	7	
	Narcotic medicine for refractory pain	R	3	
	Tramadol	M	6	
	Acetaminophen	A	7	
	Intraarticular Corticosteroids	A	7	
	Arthroscopic Partial Meniscectomy or Loose Body Removal	M	6	
	Realignment Osteotomy	R	2	

Scenario 370:	Treatment	Appropriateness	Median	Agreement
Function-Limiting Pain at Short Distances, Lack of Full Extension (> 5 degree flexion contracture) and/or Flexion (< 110 degrees), Ligamentous Instability, Arthritic Involvement in More than One Compartment, Mild to Moderate Joint Space Narrowing, Limb Alignment - Varus/Valgus and/or Patellofemoral mal-alignment, Mechanical Symptoms Absent, Young	Self-Management Programs	A	9	+
	Prescribed Physical Therapy	A	8	+
	Hinged Knee Brace and/or Unloading Brace	M	5	-
	Nonsteroidal anti-inflammatory drugs	A	8	+
	Narcotic medicine for refractory pain	R	3	
	Tramadol	M	5	
	Acetaminophen	A	7	
	Intraarticular Corticosteroids	M	5	
	Arthroscopic Partial Meniscectomy or Loose Body Removal	R	2	
	Realignment Osteotomy	M	4	

Scenario 371:	Treatment	Appropriateness	Median	Agreement
Function-Limiting Pain at Short Distances, Lack of Full Extension (> 5 degree flexion contracture) and/or Flexion (< 110 degrees), Ligamentous Instability, Arthritic Involvement in More than One Compartment, Mild to Moderate Joint Space Narrowing, Limb Alignment - Varus/Valgus and/or Patellofemoral mal-alignment, Mechanical Symptoms Absent, Middle-Aged	Self-Management Programs	A	9	+
	Prescribed Physical Therapy	A	8	+
	Hinged Knee Brace and/or Unloading Brace	M	5	
	Nonsteroidal anti-inflammatory drugs	A	7	+
	Narcotic medicine for refractory pain	R	3	+
	Tramadol	M	6	
	Acetaminophen	A	7	
	Intraarticular Corticosteroids	A	7	
	Arthroscopic Partial Meniscectomy or Loose Body Removal	R	2	
	Realignment Osteotomy	R	3	

Scenario 372:	Treatment	Appropriateness	Median	Agreement
Function-Limiting Pain at Short Distances, Lack of Full Extension (> 5 degree flexion contracture) and/or Flexion (< 110 degrees), Ligamentous Instability, Arthritic Involvement in More than One Compartment, Mild to Moderate Joint Space Narrowing, Limb Alignment - Varus/Valgus and/or Patellofemoral mal-alignment, Mechanical Symptoms Absent, Elderly	Self-Management Programs	A	9	+
	Prescribed Physical Therapy	A	8	+
	Hinged Knee Brace and/or Unloading Brace	M	5	
	Nonsteroidal anti-inflammatory drugs	A	7	
	Narcotic medicine for refractory pain	R	3	
	Tramadol	M	6	
	Acetaminophen	A	7	
	Intraarticular Corticosteroids	A	8	
	Arthroscopic Partial Meniscectomy or Loose Body Removal	R	2	
	Realignment Osteotomy	R	3	

Scenario 373:	Treatment	Appropriateness	Median	Agreement
Function-Limiting Pain at Short Distances, Lack of Full Extension (> 5 degree flexion contracture) and/or Flexion (< 110 degrees), Ligamentous Instability, Arthritic Involvement in More than One Compartment, Severe Joint Space Narrowing, Limb Alignment - No Varus/Valgus/Patellofemoral Deformity, Mechanical Symptoms Present, Young	Self-Management Programs	A	9	+
	Prescribed Physical Therapy	A	8	+
	Hinged Knee Brace and/or Unloading Brace	M	4	
	Nonsteroidal anti-inflammatory drugs	A	8	+
	Narcotic medicine for refractory pain	R	3	+
	Tramadol	M	6	
	Acetaminophen	A	7	
	Intraarticular Corticosteroids	A	7	
	Arthroscopic Partial Meniscectomy or Loose Body Removal	A	7	
	Realignment Osteotomy	R	2	

Scenario 374:	Treatment	Appropriateness	Median	Agreement
Function-Limiting Pain at Short Distances, Lack of Full Extension (> 5 degree flexion contracture) and/or Flexion (< 110 degrees), Ligamentous Instability, Arthritic Involvement in More than One Compartment, Severe Joint Space Narrowing, Limb Alignment - No Varus/Valgus/Patellofemoral Deformity, Mechanical Symptoms Present, Middle-Aged	Self-Management Programs	A	9	+
	Prescribed Physical Therapy	A	8	+
	Hinged Knee Brace and/or Unloading Brace	M	5	
	Nonsteroidal anti-inflammatory drugs	A	7	
	Narcotic medicine for refractory pain	R	3	+
	Tramadol	M	6	
	Acetaminophen	A	7	
	Intraarticular Corticosteroids	A	7	
	Arthroscopic Partial Meniscectomy or Loose Body Removal	A	7	
	Realignment Osteotomy	R	1	+

Scenario 375:	Treatment	Appropriateness	Median	Agreement
Function-Limiting Pain at Short Distances, Lack of Full Extension (> 5 degree flexion contracture) and/or Flexion (< 110 degrees), Ligamentous Instability, Arthritic Involvement in More than One Compartment, Severe Joint Space Narrowing, Limb Alignment - No Varus/Valgus/Patellofemoral Deformity, Mechanical Symptoms Present, Elderly	Self-Management Programs	A	9	+
	Prescribed Physical Therapy	A	8	
	Hinged Knee Brace and/or Unloading Brace	M	5	
	Nonsteroidal anti-inflammatory drugs	A	7	
	Narcotic medicine for refractory pain	R	2	
	Tramadol	M	6	
	Acetaminophen	A	7	
	Intraarticular Corticosteroids	A	7	
	Arthroscopic Partial Meniscectomy or Loose Body Removal	M	5	-
	Realignment Osteotomy	R	1	+

Scenario 376:	Treatment	Appropriateness	Median	Agreement
Function-Limiting Pain at Short Distances, Lack of Full Extension (> 5 degree flexion contracture) and/or Flexion (< 110 degrees), Ligamentous Instability, Arthritic Involvement in More than One Compartment, Severe Joint Space Narrowing, Limb Alignment - No Varus/Valgus/Patellofemoral Deformity, Mechanical Symptoms Absent, Young	Self-Management Programs	A	9	+
	Prescribed Physical Therapy	A	8	+
	Hinged Knee Brace and/or Unloading Brace	M	5	
	Nonsteroidal anti-inflammatory drugs	A	8	+
	Narcotic medicine for refractory pain	R	3	+
	Tramadol	M	6	
	Acetaminophen	A	7	
	Intraarticular Corticosteroids	A	7	
	Arthroscopic Partial Meniscectomy or Loose Body Removal	R	2	
	Realignment Osteotomy	R	1	+

Scenario 377:	Treatment	Appropriateness	Median	Agreement
Function-Limiting Pain at Short Distances, Lack of Full Extension (> 5 degree flexion contracture) and/or Flexion (< 110 degrees), Ligamentous Instability, Arthritic Involvement in More than One Compartment, Severe Joint Space Narrowing, Limb Alignment - No Varus/Valgus/Patellofemoral Deformity, Mechanical Symptoms Absent, Middle-Aged	Self-Management Programs	A	9	+
	Prescribed Physical Therapy	A	8	+
	Hinged Knee Brace and/or Unloading Brace	M	5	-
	Nonsteroidal anti-inflammatory drugs	A	8	
	Narcotic medicine for refractory pain	R	3	+
	Tramadol	M	6	
	Acetaminophen	A	7	
	Intraarticular Corticosteroids	A	7	
	Arthroscopic Partial Meniscectomy or Loose Body Removal	R	2	+
	Realignment Osteotomy	R	1	+

Scenario 378:	Treatment	Appropriateness	Median	Agreement
Function-Limiting Pain at Short Distances, Lack of Full Extension (> 5 degree flexion contracture) and/or Flexion (< 110 degrees), Ligamentous Instability, Arthritic Involvement in More than One Compartment, Severe Joint Space Narrowing, Limb Alignment - No Varus/Valgus/Patellofemoral Deformity, Mechanical Symptoms Absent, Elderly	Self-Management Programs	A	9	+
	Prescribed Physical Therapy	A	8	
	Hinged Knee Brace and/or Unloading Brace	M	5	-
	Nonsteroidal anti-inflammatory drugs	A	7	
	Narcotic medicine for refractory pain	R	2	+
	Tramadol	M	6	
	Acetaminophen	A	7	
	Intraarticular Corticosteroids	A	7	
	Arthroscopic Partial Meniscectomy or Loose Body Removal	R	2	+
	Realignment Osteotomy	R	1	+

Scenario 379:	Treatment	Appropriateness	Median	Agreement
Function-Limiting Pain at Short Distances, Lack of Full Extension (> 5 degree flexion contracture) and/or Flexion (< 110 degrees), Ligamentous Instability, Arthritic Involvement in More than One Compartment, Severe Joint Space Narrowing, Limb Alignment - Varus/Valgus and/or Patellofemoral mal-alignment, Mechanical Symptoms Present, Young	Self-Management Programs	A	9	+
	Prescribed Physical Therapy	A	8	+
	Hinged Knee Brace and/or Unloading Brace	M	5	
	Nonsteroidal anti-inflammatory drugs	A	8	+
	Narcotic medicine for refractory pain	R	3	
	Tramadol	M	6	
	Acetaminophen	A	7	
	Intraarticular Corticosteroids	A	7	
	Arthroscopic Partial Meniscectomy or Loose Body Removal	A	7	
	Realignment Osteotomy	M	4	

Scenario 380:	Treatment	Appropriateness	Median	Agreement
Function-Limiting Pain at Short Distances, Lack of Full Extension (> 5 degree flexion contracture) and/or Flexion (< 110 degrees), Ligamentous Instability, Arthritic Involvement in More than One Compartment, Severe Joint Space Narrowing, Limb Alignment - Varus/Valgus and/or Patellofemoral mal-alignment, Mechanical Symptoms Present, Middle-Aged	Self-Management Programs	A	9	+
	Prescribed Physical Therapy	A	8	+
	Hinged Knee Brace and/or Unloading Brace	M	5	
	Nonsteroidal anti-inflammatory drugs	A	7	
	Narcotic medicine for refractory pain	R	3	+
	Tramadol	M	6	
	Acetaminophen	A	7	
	Intraarticular Corticosteroids	A	7	
	Arthroscopic Partial Meniscectomy or Loose Body Removal	M	5	-
	Realignment Osteotomy	R	3	

Scenario 381:	Treatment	Appropriateness	Median	Agreement
Function-Limiting Pain at Short Distances, Lack of Full Extension (> 5 degree flexion contracture) and/or Flexion (< 110 degrees), Ligamentous Instability, Arthritic Involvement in More than One Compartment, Severe Joint Space Narrowing, Limb Alignment - Varus/Valgus and/or Patellofemoral mal-alignment, Mechanical Symptoms Present, Elderly	Self-Management Programs	A	9	+
	Prescribed Physical Therapy	A	8	+
	Hinged Knee Brace and/or Unloading Brace	M	5	
	Nonsteroidal anti-inflammatory drugs	M	6	
	Narcotic medicine for refractory pain	R	3	
	Tramadol	M	6	
	Acetaminophen	A	7	
	Intraarticular Corticosteroids	A	7	
	Arthroscopic Partial Meniscectomy or Loose Body Removal	M	5	-
	Realignment Osteotomy	R	2	

Scenario 382:	Treatment	Appropriateness	Median	Agreement
Function-Limiting Pain at Short Distances, Lack of Full Extension (> 5 degree flexion contracture) and/or Flexion (< 110 degrees), Ligamentous Instability, Arthritic Involvement in More than One Compartment, Severe Joint Space Narrowing, Limb Alignment - Varus/Valgus and/or Patellofemoral mal-alignment, Mechanical Symptoms Absent, Young	Self-Management Programs	A	9	+
	Prescribed Physical Therapy	A	8	+
	Hinged Knee Brace and/or Unloading Brace	M	5	
	Nonsteroidal anti-inflammatory drugs	A	8	+
	Narcotic medicine for refractory pain	R	3	
	Tramadol	M	6	
	Acetaminophen	A	7	
	Intraarticular Corticosteroids	A	7	
	Arthroscopic Partial Meniscectomy or Loose Body Removal	R	2	
	Realignment Osteotomy	M	4	

Scenario 383:	Treatment	Appropriateness	Median	Agreement
Function-Limiting Pain at Short Distances, Lack of Full Extension (> 5 degree flexion contracture) and/or Flexion (< 110 degrees), Ligamentous Instability, Arthritic Involvement in More than One Compartment, Severe Joint Space Narrowing, Limb Alignment - Varus/Valgus and/or Patellofemoral mal-alignment, Mechanical Symptoms Absent, Middle-Aged	Self-Management Programs	A	9	+
	Prescribed Physical Therapy	A	8	+
	Hinged Knee Brace and/or Unloading Brace	M	5	
	Nonsteroidal anti-inflammatory drugs	A	7	
	Narcotic medicine for refractory pain	R	3	
	Tramadol	M	6	
	Acetaminophen	A	7	
	Intraarticular Corticosteroids	A	7	
	Arthroscopic Partial Meniscectomy or Loose Body Removal	R	2	+
	Realignment Osteotomy	R	3	

Scenario 384:	Treatment	Appropriateness	Median	Agreement
Function-Limiting Pain at Short Distances, Lack of Full Extension (> 5 degree flexion contracture) and/or Flexion (< 110 degrees), Ligamentous Instability, Arthritic Involvement in More than One Compartment, Severe Joint Space Narrowing, Limb Alignment - Varus/Valgus and/or Patellofemoral mal-alignment, Mechanical Symptoms Absent, Elderly	Self-Management Programs	A	9	+
	Prescribed Physical Therapy	A	8	+
	Hinged Knee Brace and/or Unloading Brace	M	5	
	Nonsteroidal anti-inflammatory drugs	M	6	
	Narcotic medicine for refractory pain	R	3	
	Tramadol	M	6	
	Acetaminophen	A	7	
	Intraarticular Corticosteroids	A	7	
	Arthroscopic Partial Meniscectomy or Loose Body Removal	R	2	+
	Realignment Osteotomy	R	2	

Scenario 385:	Treatment	Appropriateness	Median	Agreement
Pain at Rest or Night, Full Range of Extension/ Flexion, No Ligamentous Instability, Arthritic Involvement Predominantly in One Compartment, Mild to Moderate Joint Space Narrowing, Limb Alignment - No Varus/Valgus/Patellofemoral Deformity, Mechanical Symptoms Present, Young	Self-Management Programs	A	9	+
	Prescribed Physical Therapy	A	8	+
	Hinged Knee Brace and/or Unloading Brace	M	6	
	Nonsteroidal anti-inflammatory drugs	A	8	+
	Narcotic medicine for refractory pain	M	4	
	Tramadol	A	7	
	Acetaminophen	A	7	
	Intraarticular Corticosteroids	M	5	
	Arthroscopic Partial Meniscectomy or Loose Body Removal	A	7	
	Realignment Osteotomy	R	3	

Scenario 386:	Treatment	Appropriateness	Median	Agreement
Pain at Rest or Night, Full Range of Extension/ Flexion, No Ligamentous Instability, Arthritic Involvement Predominantly in One Compartment, Mild to Moderate Joint Space Narrowing, Limb Alignment - No Varus/Valgus/Patellofemoral Deformity, Mechanical Symptoms Present, Middle-Aged	Self-Management Programs	A	9	+
	Prescribed Physical Therapy	A	8	+
	Hinged Knee Brace and/or Unloading Brace	M	5	
	Nonsteroidal anti-inflammatory drugs	A	7	
	Narcotic medicine for refractory pain	M	4	
	Tramadol	A	7	+
	Acetaminophen	A	7	
	Intraarticular Corticosteroids	A	7	
	Arthroscopic Partial Meniscectomy or Loose Body Removal	A	7	
	Realignment Osteotomy	R	2	

Scenario 387:	Treatment	Appropriateness	Median	Agreement
Pain at Rest or Night, Full Range of Extension/ Flexion, No Ligamentous Instability, Arthritic Involvement Predominantly in One Compartment, Mild to Moderate Joint Space Narrowing, Limb Alignment - No Varus/Valgus/Patellofemoral Deformity, Mechanical Symptoms Present, Elderly	Self-Management Programs	A	9	+
	Prescribed Physical Therapy	A	8	+
	Hinged Knee Brace and/or Unloading Brace	M	6	
	Nonsteroidal anti-inflammatory drugs	M	6	
	Narcotic medicine for refractory pain	M	4	
	Tramadol	A	7	
	Acetaminophen	A	7	
	Intraarticular Corticosteroids	A	7	
	Arthroscopic Partial Meniscectomy or Loose Body Removal	M	6	
	Realignment Osteotomy	R	2	+

Scenario 388:	Treatment	Appropriateness	Median	Agreement
Pain at Rest or Night, Full Range of Extension/ Flexion, No Ligamentous Instability, Arthritic Involvement Predominantly in One Compartment, Mild to Moderate Joint Space Narrowing, Limb Alignment - No Varus/Valgus/Patellofemoral Deformity, Mechanical Symptoms Absent, Young	Self-Management Programs	A	9	+
	Prescribed Physical Therapy	A	8	+
	Hinged Knee Brace and/or Unloading Brace	M	5	
	Nonsteroidal anti-inflammatory drugs	A	8	+
	Narcotic medicine for refractory pain	M	4	
	Tramadol	A	7	
	Acetaminophen	A	7	
	Intraarticular Corticosteroids	M	5	
	Arthroscopic Partial Meniscectomy or Loose Body Removal	R	1	
	Realignment Osteotomy	R	2	

Scenario 389:	Treatment	Appropriateness	Median	Agreement
Pain at Rest or Night, Full Range of Extension/ Flexion, No Ligamentous Instability, Arthritic Involvement Predominantly in One Compartment, Mild to Moderate Joint Space Narrowing, Limb Alignment - No Varus/Valgus/Patellofemoral Deformity, Mechanical Symptoms Absent, Middle-Aged	Self-Management Programs	A	9	+
	Prescribed Physical Therapy	A	8	+
	Hinged Knee Brace and/or Unloading Brace	M	5	
	Nonsteroidal anti-inflammatory drugs	A	7	+
	Narcotic medicine for refractory pain	M	4	
	Tramadol	A	7	+
	Acetaminophen	A	7	
	Intraarticular Corticosteroids	A	7	
	Arthroscopic Partial Meniscectomy or Loose Body Removal	R	2	+
	Realignment Osteotomy	R	2	+

Scenario 390:	Treatment	Appropriateness	Median	Agreement
Pain at Rest or Night, Full Range of Extension/ Flexion, No Ligamentous Instability, Arthritic Involvement Predominantly in One Compartment, Mild to Moderate Joint Space Narrowing, Limb Alignment - No Varus/Valgus/Patellofemoral Deformity, Mechanical Symptoms Absent, Elderly	Self-Management Programs	A	9	+
	Prescribed Physical Therapy	A	8	+
	Hinged Knee Brace and/or Unloading Brace	M	5	
	Nonsteroidal anti-inflammatory drugs	A	7	
	Narcotic medicine for refractory pain	M	4	
	Tramadol	A	7	
	Acetaminophen	A	7	
	Intraarticular Corticosteroids	A	7	
	Arthroscopic Partial Meniscectomy or Loose Body Removal	R	2	+
	Realignment Osteotomy	R	1	+

Scenario 391:	Treatment	Appropriateness	Median	Agreement
Pain at Rest or Night, Full Range of Extension/ Flexion, No Ligamentous Instability, Arthritic Involvement Predominantly in One Compartment, Mild to Moderate Joint Space Narrowing, Limb Alignment - Varus/Valgus and/or Patellofemoral mal-alignment, Mechanical Symptoms Present, Young	Self-Management Programs	A	9	+
	Prescribed Physical Therapy	A	8	+
	Hinged Knee Brace and/or Unloading Brace	M	6	
	Nonsteroidal anti-inflammatory drugs	A	8	+
	Narcotic medicine for refractory pain	M	4	
	Tramadol	A	7	
	Acetaminophen	A	7	
	Intraarticular Corticosteroids	M	5	
	Arthroscopic Partial Meniscectomy or Loose Body Removal	A	7	
	Realignment Osteotomy	M	5	

Scenario 392:	Treatment	Appropriateness	Median	Agreement
Pain at Rest or Night, Full Range of Extension/ Flexion, No Ligamentous Instability, Arthritic Involvement Predominantly in One Compartment, Mild to Moderate Joint Space Narrowing, Limb Alignment - Varus/Valgus and/or Patellofemoral mal-alignment, Mechanical Symptoms Present, Middle-Aged	Self-Management Programs	A	9	+
	Prescribed Physical Therapy	A	8	+
	Hinged Knee Brace and/or Unloading Brace	M	6	
	Nonsteroidal anti-inflammatory drugs	A	7	
	Narcotic medicine for refractory pain	M	4	
	Tramadol	A	7	+
	Acetaminophen	A	7	
	Intraarticular Corticosteroids	M	6	
	Arthroscopic Partial Meniscectomy or Loose Body Removal	A	7	
	Realignment Osteotomy	M	5	

Scenario 393:	Treatment	Appropriateness	Median	Agreement
Pain at Rest or Night, Full Range of Extension/ Flexion, No Ligamentous Instability, Arthritic Involvement Predominantly in One Compartment, Mild to Moderate Joint Space Narrowing, Limb Alignment - Varus/Valgus and/or Patellofemoral mal-alignment, Mechanical Symptoms Present, Elderly	Self-Management Programs	A	9	+
	Prescribed Physical Therapy	A	8	+
	Hinged Knee Brace and/or Unloading Brace	M	6	
	Nonsteroidal anti-inflammatory drugs	A	7	
	Narcotic medicine for refractory pain	M	5	
	Tramadol	A	7	+
	Acetaminophen	A	7	
	Intraarticular Corticosteroids	A	7	
	Arthroscopic Partial Meniscectomy or Loose Body Removal	M	6	
	Realignment Osteotomy	R	3	

Scenario 394:	Treatment	Appropriateness	Median	Agreement
Pain at Rest or Night, Full Range of Extension/ Flexion, No Ligamentous Instability, Arthritic Involvement Predominantly in One Compartment, Mild to Moderate Joint Space Narrowing, Limb Alignment - Varus/Valgus and/or Patellofemoral mal-alignment, Mechanical Symptoms Absent, Young	Self-Management Programs	A	9	+
	Prescribed Physical Therapy	A	8	+
	Hinged Knee Brace and/or Unloading Brace	M	5	
	Nonsteroidal anti-inflammatory drugs	A	8	+
	Narcotic medicine for refractory pain	M	4	
	Tramadol	A	7	
	Acetaminophen	A	7	
	Intraarticular Corticosteroids	M	5	
	Arthroscopic Partial Meniscectomy or Loose Body Removal	R	2	+
	Realignment Osteotomy	M	5	-

Scenario 395:	Treatment	Appropriateness	Median	Agreement
Pain at Rest or Night, Full Range of Extension/ Flexion, No Ligamentous Instability, Arthritic Involvement Predominantly in One Compartment, Mild to Moderate Joint Space Narrowing, Limb Alignment - Varus/Valgus and/or Patellofemoral mal-alignment, Mechanical Symptoms Absent, Middle-Aged	Self-Management Programs	A	9	+
	Prescribed Physical Therapy	A	8	+
	Hinged Knee Brace and/or Unloading Brace	M	5	
	Nonsteroidal anti-inflammatory drugs	A	7	+
	Narcotic medicine for refractory pain	M	4	
	Tramadol	A	7	+
	Acetaminophen	A	7	
	Intraarticular Corticosteroids	A	7	
	Arthroscopic Partial Meniscectomy or Loose Body Removal	R	2	+
	Realignment Osteotomy	M	4	

Scenario 396:	Treatment	Appropriateness	Median	Agreement
Pain at Rest or Night, Full Range of Extension/ Flexion, No Ligamentous Instability, Arthritic Involvement Predominantly in One Compartment, Mild to Moderate Joint Space Narrowing, Limb Alignment - Varus/Valgus and/or Patellofemoral mal-alignment, Mechanical Symptoms Absent, Elderly	Self-Management Programs	A	9	+
	Prescribed Physical Therapy	A	8	+
	Hinged Knee Brace and/or Unloading Brace	M	6	
	Nonsteroidal anti-inflammatory drugs	A	7	
	Narcotic medicine for refractory pain	M	4	
	Tramadol	A	7	
	Acetaminophen	A	7	
	Intraarticular Corticosteroids	A	7	
	Arthroscopic Partial Meniscectomy or Loose Body Removal	R	2	+
	Realignment Osteotomy	R	2	

Scenario 397:	Treatment	Appropriateness	Median	Agreement
Pain at Rest or Night, Full Range of Extension/ Flexion, No Ligamentous Instability, Arthritic Involvement Predominantly in One Compartment, Severe Joint Space Narrowing, Limb Alignment - No Varus/Valgus/Patellofemoral Deformity, Mechanical Symptoms Present, Young	Self-Management Programs	A	9	+
	Prescribed Physical Therapy	A	8	+
	Hinged Knee Brace and/or Unloading Brace	M	6	
	Nonsteroidal anti-inflammatory drugs	A	8	
	Narcotic medicine for refractory pain	M	4	
	Tramadol	A	7	
	Acetaminophen	A	7	
	Intraarticular Corticosteroids	M	5	
	Arthroscopic Partial Meniscectomy or Loose Body Removal	M	5	-
	Realignment Osteotomy	R	3	

Scenario 398:	Treatment	Appropriateness	Median	Agreement
Pain at Rest or Night, Full Range of Extension/ Flexion, No Ligamentous Instability, Arthritic Involvement Predominantly in One Compartment, Severe Joint Space Narrowing, Limb Alignment - No Varus/Valgus/Patellofemoral Deformity, Mechanical Symptoms Present, Middle-Aged	Self-Management Programs	A	9	+
	Prescribed Physical Therapy	A	8	+
	Hinged Knee Brace and/or Unloading Brace	M	6	
	Nonsteroidal anti-inflammatory drugs	A	7	
	Narcotic medicine for refractory pain	M	4	
	Tramadol	A	7	+
	Acetaminophen	A	7	
	Intraarticular Corticosteroids	A	7	
	Arthroscopic Partial Meniscectomy or Loose Body Removal	M	5	-
	Realignment Osteotomy	R	2	

Scenario 399:	Treatment	Appropriateness	Median	Agreement
Pain at Rest or Night, Full Range of Extension/ Flexion, No Ligamentous Instability, Arthritic Involvement Predominantly in One Compartment, Severe Joint Space Narrowing, Limb Alignment - No Varus/Valgus/Patellofemoral Deformity, Mechanical Symptoms Present, Elderly	Self-Management Programs	A	9	+
	Prescribed Physical Therapy	A	8	+
	Hinged Knee Brace and/or Unloading Brace	M	6	
	Nonsteroidal anti-inflammatory drugs	M	6	
	Narcotic medicine for refractory pain	M	5	
	Tramadol	A	7	+
	Acetaminophen	A	7	
	Intraarticular Corticosteroids	A	7	
	Arthroscopic Partial Meniscectomy or Loose Body Removal	M	6	-
	Realignment Osteotomy	R	2	+

Scenario 400:	Treatment	Appropriateness	Median	Agreement
Pain at Rest or Night, Full Range of Extension/ Flexion, No Ligamentous Instability, Arthritic Involvement Predominantly in One Compartment, Severe Joint Space Narrowing, Limb Alignment - No Varus/Valgus/Patellofemoral Deformity, Mechanical Symptoms Absent, Young	Self-Management Programs	A	9	+
	Prescribed Physical Therapy	A	8	+
	Hinged Knee Brace and/or Unloading Brace	M	5	
	Nonsteroidal anti-inflammatory drugs	A	8	+
	Narcotic medicine for refractory pain	M	4	
	Tramadol	A	7	
	Acetaminophen	A	7	
	Intraarticular Corticosteroids	M	5	
	Arthroscopic Partial Meniscectomy or Loose Body Removal	R	2	
	Realignment Osteotomy	R	2	

Scenario 401:	Treatment	Appropriateness	Median	Agreement
Pain at Rest or Night, Full Range of Extension/ Flexion, No Ligamentous Instability, Arthritic Involvement Predominantly in One Compartment, Severe Joint Space Narrowing, Limb Alignment - No Varus/Valgus/Patellofemoral Deformity, Mechanical Symptoms Absent, Middle-Aged	Self-Management Programs	A	9	+
	Prescribed Physical Therapy	A	8	+
	Hinged Knee Brace and/or Unloading Brace	M	6	
	Nonsteroidal anti-inflammatory drugs	A	7	
	Narcotic medicine for refractory pain	M	4	
	Tramadol	A	7	+
	Acetaminophen	A	7	
	Intraarticular Corticosteroids	A	7	
	Arthroscopic Partial Meniscectomy or Loose Body Removal	R	2	
	Realignment Osteotomy	R	2	+

Scenario 402:	Treatment	Appropriateness	Median	Agreement
Pain at Rest or Night, Full Range of Extension/ Flexion, No Ligamentous Instability, Arthritic Involvement Predominantly in One Compartment, Severe Joint Space Narrowing, Limb Alignment - No Varus/Valgus/Patellofemoral Deformity, Mechanical Symptoms Absent, Elderly	Self-Management Programs	A	9	+
	Prescribed Physical Therapy	A	8	+
	Hinged Knee Brace and/or Unloading Brace	M	5	-
	Nonsteroidal anti-inflammatory drugs	A	7	
	Narcotic medicine for refractory pain	M	4	
	Tramadol	A	7	
	Acetaminophen	A	7	
	Intraarticular Corticosteroids	A	7	
	Arthroscopic Partial Meniscectomy or Loose Body Removal	R	2	
	Realignment Osteotomy	R	2	+

Scenario 403:	Treatment	Appropriateness	Median	Agreement
Pain at Rest or Night, Full Range of Extension/ Flexion, No Ligamentous Instability, Arthritic Involvement Predominantly in One Compartment, Severe Joint Space Narrowing, Limb Alignment - Varus/Valgus and/or Patellofemoral mal-alignment, Mechanical Symptoms Present, Young	Self-Management Programs	A	9	+
	Prescribed Physical Therapy	A	8	+
	Hinged Knee Brace and/or Unloading Brace	M	6	
	Nonsteroidal anti-inflammatory drugs	A	8	+
	Narcotic medicine for refractory pain	M	4	
	Tramadol	A	7	
	Acetaminophen	A	7	
	Intraarticular Corticosteroids	M	5	
	Arthroscopic Partial Meniscectomy or Loose Body Removal	M	5	-
	Realignment Osteotomy	M	5	

Scenario 404:	Treatment	Appropriateness	Median	Agreement
Pain at Rest or Night, Full Range of Extension/ Flexion, No Ligamentous Instability, Arthritic Involvement Predominantly in One Compartment, Severe Joint Space Narrowing, Limb Alignment - Varus/Valgus and/or Patellofemoral mal-alignment, Mechanical Symptoms Present, Middle-Aged	Self-Management Programs	A	9	+
	Prescribed Physical Therapy	A	8	+
	Hinged Knee Brace and/or Unloading Brace	M	6	
	Nonsteroidal anti-inflammatory drugs	A	7	
	Narcotic medicine for refractory pain	M	4	
	Tramadol	A	7	+
	Acetaminophen	A	7	
	Intraarticular Corticosteroids	A	7	
	Arthroscopic Partial Meniscectomy or Loose Body Removal	M	5	-
	Realignment Osteotomy	M	5	

Scenario 405:	Treatment	Appropriateness	Median	Agreement
Pain at Rest or Night, Full Range of Extension/ Flexion, No Ligamentous Instability, Arthritic Involvement Predominantly in One Compartment, Severe Joint Space Narrowing, Limb Alignment - Varus/Valgus and/or Patellofemoral mal-alignment, Mechanical Symptoms Present, Elderly	Self-Management Programs	A	9	+
	Prescribed Physical Therapy	A	8	+
	Hinged Knee Brace and/or Unloading Brace	M	6	
	Nonsteroidal anti-inflammatory drugs	A	7	
	Narcotic medicine for refractory pain	M	4	
	Tramadol	A	7	
	Acetaminophen	A	7	
	Intraarticular Corticosteroids	A	7	
	Arthroscopic Partial Meniscectomy or Loose Body Removal	M	6	-
	Realignment Osteotomy	R	2	

Scenario 406:	Treatment	Appropriateness	Median	Agreement
Pain at Rest or Night, Full Range of Extension/ Flexion, No Ligamentous Instability, Arthritic Involvement Predominantly in One Compartment, Severe Joint Space Narrowing, Limb Alignment - Varus/Valgus and/or Patellofemoral mal-alignment, Mechanical Symptoms Absent, Young	Self-Management Programs	A	9	+
	Prescribed Physical Therapy	A	8	+
	Hinged Knee Brace and/or Unloading Brace	M	5	
	Nonsteroidal anti-inflammatory drugs	A	8	+
	Narcotic medicine for refractory pain	M	4	
	Tramadol	A	7	
	Acetaminophen	A	7	
	Intraarticular Corticosteroids	M	5	
	Arthroscopic Partial Meniscectomy or Loose Body Removal	R	2	+
	Realignment Osteotomy	M	5	-

Scenario 407:	Treatment	Appropriateness	Median	Agreement
Pain at Rest or Night, Full Range of Extension/ Flexion, No Ligamentous Instability, Arthritic Involvement Predominantly in One Compartment, Severe Joint Space Narrowing, Limb Alignment - Varus/Valgus and/or Patellofemoral mal-alignment, Mechanical Symptoms Absent, Middle-Aged	Self-Management Programs	A	9	+
	Prescribed Physical Therapy	A	8	+
	Hinged Knee Brace and/or Unloading Brace	M	5	
	Nonsteroidal anti-inflammatory drugs	A	8	+
	Narcotic medicine for refractory pain	M	4	
	Tramadol	A	7	+
	Acetaminophen	A	7	
	Intraarticular Corticosteroids	A	7	
	Arthroscopic Partial Meniscectomy or Loose Body Removal	R	2	+
	Realignment Osteotomy	M	5	

Scenario 408:	Treatment	Appropriateness	Median	Agreement
Pain at Rest or Night, Full Range of Extension/ Flexion, No Ligamentous Instability, Arthritic Involvement Predominantly in One Compartment, Severe Joint Space Narrowing, Limb Alignment - Varus/Valgus and/or Patellofemoral mal-alignment, Mechanical Symptoms Absent, Elderly	Self-Management Programs	A	9	+
	Prescribed Physical Therapy	A	8	+
	Hinged Knee Brace and/or Unloading Brace	M	6	
	Nonsteroidal anti-inflammatory drugs	A	7	
	Narcotic medicine for refractory pain	M	4	
	Tramadol	A	7	
	Acetaminophen	A	7	
	Intraarticular Corticosteroids	A	7	
	Arthroscopic Partial Meniscectomy or Loose Body Removal	R	2	+
	Realignment Osteotomy	R	2	

Scenario 409:	Treatment	Appropriateness	Median	Agreement
Pain at Rest or Night, Full Range of Extension/ Flexion, No Ligamentous Instability, Arthritic Involvement in More than One Compartment, Mild to Moderate Joint Space Narrowing, Limb Alignment - No Varus/Valgus/Patellofemoral Deformity, Mechanical Symptoms Present, Young	Self-Management Programs	A	9	+
	Prescribed Physical Therapy	A	8	+
	Hinged Knee Brace and/or Unloading Brace	M	4	
	Nonsteroidal anti-inflammatory drugs	A	8	+
	Narcotic medicine for refractory pain	M	4	
	Tramadol	A	7	
	Acetaminophen	A	7	
	Intraarticular Corticosteroids	M	5	
	Arthroscopic Partial Meniscectomy or Loose Body Removal	M	6	
	Realignment Osteotomy	R	2	+

Scenario 410:	Treatment	Appropriateness	Median	Agreement
Pain at Rest or Night, Full Range of Extension/ Flexion, No Ligamentous Instability, Arthritic Involvement in More than One Compartment, Mild to Moderate Joint Space Narrowing, Limb Alignment - No Varus/Valgus/Patellofemoral Deformity, Mechanical Symptoms Present, Middle-Aged	Self-Management Programs	A	9	+
	Prescribed Physical Therapy	A	8	+
	Hinged Knee Brace and/or Unloading Brace	M	4	
	Nonsteroidal anti-inflammatory drugs	A	7	
	Narcotic medicine for refractory pain	M	4	
	Tramadol	A	7	+
	Acetaminophen	A	7	
	Intraarticular Corticosteroids	A	7	
	Arthroscopic Partial Meniscectomy or Loose Body Removal	M	6	
	Realignment Osteotomy	R	2	+

Scenario 411:	Treatment	Appropriateness	Median	Agreement
Pain at Rest or Night, Full Range of Extension/ Flexion, No Ligamentous Instability, Arthritic Involvement in More than One Compartment, Mild to Moderate Joint Space Narrowing, Limb Alignment - No Varus/Valgus/Patellofemoral Deformity, Mechanical Symptoms Present, Elderly	Self-Management Programs	A	9	+
	Prescribed Physical Therapy	A	8	+
	Hinged Knee Brace and/or Unloading Brace	M	4	
	Nonsteroidal anti-inflammatory drugs	M	6	
	Narcotic medicine for refractory pain	M	4	
	Tramadol	A	7	
	Acetaminophen	A	7	
	Intraarticular Corticosteroids	A	7	
	Arthroscopic Partial Meniscectomy or Loose Body Removal	M	6	
	Realignment Osteotomy	R	2	+

Scenario 412:	Treatment	Appropriateness	Median	Agreement
Pain at Rest or Night, Full Range of Extension/ Flexion, No Ligamentous Instability, Arthritic Involvement in More than One Compartment, Mild to Moderate Joint Space Narrowing, Limb Alignment - No Varus/Valgus/Patellofemoral Deformity, Mechanical Symptoms Absent, Young	Self-Management Programs	A	9	+
	Prescribed Physical Therapy	A	8	+
	Hinged Knee Brace and/or Unloading Brace	M	4	
	Nonsteroidal anti-inflammatory drugs	A	8	+
	Narcotic medicine for refractory pain	M	4	
	Tramadol	A	7	
	Acetaminophen	A	7	
	Intraarticular Corticosteroids	M	5	
	Arthroscopic Partial Meniscectomy or Loose Body Removal	R	2	+
	Realignment Osteotomy	R	2	+

Scenario 413:	Treatment	Appropriateness	Median	Agreement
Pain at Rest or Night, Full Range of Extension/ Flexion, No Ligamentous Instability, Arthritic Involvement in More than One Compartment, Mild to Moderate Joint Space Narrowing, Limb Alignment - No Varus/Valgus/Patellofemoral Deformity, Mechanical Symptoms Absent, Middle-Aged	Self-Management Programs	A	9	+
	Prescribed Physical Therapy	A	8	+
	Hinged Knee Brace and/or Unloading Brace	M	5	
	Nonsteroidal anti-inflammatory drugs	A	7	+
	Narcotic medicine for refractory pain	M	4	
	Tramadol	A	7	+
	Acetaminophen	A	7	
	Intraarticular Corticosteroids	M	5	
	Arthroscopic Partial Meniscectomy or Loose Body Removal	R	2	+
	Realignment Osteotomy	R	2	+

Scenario 414:	Treatment	Appropriateness	Median	Agreement
Pain at Rest or Night, Full Range of Extension/ Flexion, No Ligamentous Instability, Arthritic Involvement in More than One Compartment, Mild to Moderate Joint Space Narrowing, Limb Alignment - No Varus/Valgus/Patellofemoral Deformity, Mechanical Symptoms Absent, Elderly	Self-Management Programs	A	9	+
	Prescribed Physical Therapy	A	8	+
	Hinged Knee Brace and/or Unloading Brace	M	4	
	Nonsteroidal anti-inflammatory drugs	A	7	
	Narcotic medicine for refractory pain	M	4	
	Tramadol	A	7	
	Acetaminophen	A	7	
	Intraarticular Corticosteroids	A	7	
	Arthroscopic Partial Meniscectomy or Loose Body Removal	R	2	+
	Realignment Osteotomy	R	1	+

Scenario 415:	Treatment	Appropriateness	Median	Agreement
Pain at Rest or Night, Full Range of Extension/ Flexion, No Ligamentous Instability, Arthritic Involvement in More than One Compartment, Mild to Moderate Joint Space Narrowing, Limb Alignment - Varus/Valgus and/or Patellofemoral mal-alignment, Mechanical Symptoms Present, Young	Self-Management Programs	A	9	+
	Prescribed Physical Therapy	A	8	+
	Hinged Knee Brace and/or Unloading Brace	M	5	-
	Nonsteroidal anti-inflammatory drugs	A	8	+
	Narcotic medicine for refractory pain	M	4	
	Tramadol	A	7	
	Acetaminophen	A	7	
	Intraarticular Corticosteroids	M	5	
	Arthroscopic Partial Meniscectomy or Loose Body Removal	M	6	
	Realignment Osteotomy	M	4	

Scenario 416:	Treatment	Appropriateness	Median	Agreement
Pain at Rest or Night, Full Range of Extension/ Flexion, No Ligamentous Instability, Arthritic Involvement in More than One Compartment, Mild to Moderate Joint Space Narrowing, Limb Alignment - Varus/Valgus and/or Patellofemoral mal-alignment, Mechanical Symptoms Present, Middle-Aged	Self-Management Programs	A	9	+
	Prescribed Physical Therapy	A	8	+
	Hinged Knee Brace and/or Unloading Brace	M	5	-
	Nonsteroidal anti-inflammatory drugs	A	7	
	Narcotic medicine for refractory pain	M	4	
	Tramadol	A	7	+
	Acetaminophen	A	7	
	Intraarticular Corticosteroids	A	7	
	Arthroscopic Partial Meniscectomy or Loose Body Removal	M	6	
	Realignment Osteotomy	M	4	

Scenario 417:	Treatment	Appropriateness	Median	Agreement
Pain at Rest or Night, Full Range of Extension/ Flexion, No Ligamentous Instability, Arthritic Involvement in More than One Compartment, Mild to Moderate Joint Space Narrowing, Limb Alignment - Varus/Valgus and/or Patellofemoral mal-alignment, Mechanical Symptoms Present, Elderly	Self-Management Programs	A	9	+
	Prescribed Physical Therapy	A	7	+
	Hinged Knee Brace and/or Unloading Brace	M	5	-
	Nonsteroidal anti-inflammatory drugs	A	7	
	Narcotic medicine for refractory pain	M	4	
	Tramadol	A	7	
	Acetaminophen	A	7	
	Intraarticular Corticosteroids	A	7	
	Arthroscopic Partial Meniscectomy or Loose Body Removal	M	6	
	Realignment Osteotomy	R	2	

Scenario 418:	Treatment	Appropriateness	Median	Agreement
Pain at Rest or Night, Full Range of Extension/ Flexion, No Ligamentous Instability, Arthritic Involvement in More than One Compartment, Mild to Moderate Joint Space Narrowing, Limb Alignment - Varus/Valgus and/or Patellofemoral mal-alignment, Mechanical Symptoms Absent, Young	Self-Management Programs	A	9	+
	Prescribed Physical Therapy	A	8	+
	Hinged Knee Brace and/or Unloading Brace	M	5	-
	Nonsteroidal anti-inflammatory drugs	A	8	+
	Narcotic medicine for refractory pain	M	4	
	Tramadol	A	7	
	Acetaminophen	A	7	
	Intraarticular Corticosteroids	M	5	
	Arthroscopic Partial Meniscectomy or Loose Body Removal	R	2	+
	Realignment Osteotomy	M	4	

Scenario 419:	Treatment	Appropriateness	Median	Agreement
Pain at Rest or Night, Full Range of Extension/ Flexion, No Ligamentous Instability, Arthritic Involvement in More than One Compartment, Mild to Moderate Joint Space Narrowing, Limb Alignment - Varus/Valgus and/or Patellofemoral mal-alignment, Mechanical Symptoms Absent, Middle-Aged	Self-Management Programs	A	9	+
	Prescribed Physical Therapy	A	8	+
	Hinged Knee Brace and/or Unloading Brace	M	5	-
	Nonsteroidal anti-inflammatory drugs	A	7	+
	Narcotic medicine for refractory pain	M	4	
	Tramadol	A	7	+
	Acetaminophen	A	7	
	Intraarticular Corticosteroids	A	7	
	Arthroscopic Partial Meniscectomy or Loose Body Removal	R	2	+
	Realignment Osteotomy	R	3	

Scenario 420:	Treatment	Appropriateness	Median	Agreement
Pain at Rest or Night, Full Range of Extension/ Flexion, No Ligamentous Instability, Arthritic Involvement in More than One Compartment, Mild to Moderate Joint Space Narrowing, Limb Alignment - Varus/Valgus and/or Patellofemoral mal-alignment, Mechanical Symptoms Absent, Elderly	Self-Management Programs	A	9	+
	Prescribed Physical Therapy	A	8	+
	Hinged Knee Brace and/or Unloading Brace	M	5	-
	Nonsteroidal anti-inflammatory drugs	A	7	
	Narcotic medicine for refractory pain	M	4	
	Tramadol	A	7	
	Acetaminophen	A	7	
	Intraarticular Corticosteroids	A	7	
	Arthroscopic Partial Meniscectomy or Loose Body Removal	R	2	+
	Realignment Osteotomy	R	2	

Scenario 421:	Treatment	Appropriateness	Median	Agreement
Pain at Rest or Night, Full Range of Extension/ Flexion, No Ligamentous Instability, Arthritic Involvement in More than One Compartment, Severe Joint Space Narrowing, Limb Alignment - No Varus/Valgus/Patellofemoral Deformity, Mechanical Symptoms Present, Young	Self-Management Programs	A	9	+
	Prescribed Physical Therapy	A	8	+
	Hinged Knee Brace and/or Unloading Brace	M	4	
	Nonsteroidal anti-inflammatory drugs	A	8	
	Narcotic medicine for refractory pain	M	4	
	Tramadol	A	7	
	Acetaminophen	A	7	
	Intraarticular Corticosteroids	M	5	
	Arthroscopic Partial Meniscectomy or Loose Body Removal	M	6	-
	Realignment Osteotomy	R	2	+

Scenario 422:	Treatment	Appropriateness	Median	Agreement
Pain at Rest or Night, Full Range of Extension/ Flexion, No Ligamentous Instability, Arthritic Involvement in More than One Compartment, Severe Joint Space Narrowing, Limb Alignment - No Varus/Valgus/Patellofemoral Deformity, Mechanical Symptoms Present, Middle-Aged	Self-Management Programs	A	9	+
	Prescribed Physical Therapy	A	8	+
	Hinged Knee Brace and/or Unloading Brace	M	4	
	Nonsteroidal anti-inflammatory drugs	A	7	
	Narcotic medicine for refractory pain	M	4	
	Tramadol	A	7	+
	Acetaminophen	A	7	
	Intraarticular Corticosteroids	A	7	
	Arthroscopic Partial Meniscectomy or Loose Body Removal	M	5	-
	Realignment Osteotomy	R	2	+

Scenario 423:	Treatment	Appropriateness	Median	Agreement
Pain at Rest or Night, Full Range of Extension/ Flexion, No Ligamentous Instability, Arthritic Involvement in More than One Compartment, Severe Joint Space Narrowing, Limb Alignment - No Varus/Valgus/Patellofemoral Deformity, Mechanical Symptoms Present, Elderly	Self-Management Programs	A	9	+
	Prescribed Physical Therapy	A	7	+
	Hinged Knee Brace and/or Unloading Brace	M	4	
	Nonsteroidal anti-inflammatory drugs	M	6	
	Narcotic medicine for refractory pain	M	4	
	Tramadol	A	7	
	Acetaminophen	A	7	
	Intraarticular Corticosteroids	A	7	
	Arthroscopic Partial Meniscectomy or Loose Body Removal	M	5	-
	Realignment Osteotomy	R	2	+

Scenario 424:	Treatment	Appropriateness	Median	Agreement
Pain at Rest or Night, Full Range of Extension/ Flexion, No Ligamentous Instability, Arthritic Involvement in More than One Compartment, Severe Joint Space Narrowing, Limb Alignment - No Varus/Valgus/Patellofemoral Deformity, Mechanical Symptoms Absent, Young	Self-Management Programs	A	9	+
	Prescribed Physical Therapy	A	8	+
	Hinged Knee Brace and/or Unloading Brace	M	4	
	Nonsteroidal anti-inflammatory drugs	A	8	+
	Narcotic medicine for refractory pain	M	4	
	Tramadol	A	7	
	Acetaminophen	A	7	
	Intraarticular Corticosteroids	M	5	
	Arthroscopic Partial Meniscectomy or Loose Body Removal	R	2	+
	Realignment Osteotomy	R	2	+

Scenario 425:	Treatment	Appropriateness	Median	Agreement
Pain at Rest or Night, Full Range of Extension/ Flexion, No Ligamentous Instability, Arthritic Involvement in More than One Compartment, Severe Joint Space Narrowing, Limb Alignment - No Varus/Valgus/Patellofemoral Deformity, Mechanical Symptoms Absent, Middle-Aged	Self-Management Programs	A	9	+
	Prescribed Physical Therapy	A	8	+
	Hinged Knee Brace and/or Unloading Brace	M	4	
	Nonsteroidal anti-inflammatory drugs	A	7	
	Narcotic medicine for refractory pain	M	4	
	Tramadol	A	7	+
	Acetaminophen	A	7	
	Intraarticular Corticosteroids	A	7	
	Arthroscopic Partial Meniscectomy or Loose Body Removal	R	2	+
	Realignment Osteotomy	R	1	+

Scenario 426:	Treatment	Appropriateness	Median	Agreement
Pain at Rest or Night, Full Range of Extension/ Flexion, No Ligamentous Instability, Arthritic Involvement in More than One Compartment, Severe Joint Space Narrowing, Limb Alignment - No Varus/Valgus/Patellofemoral Deformity, Mechanical Symptoms Absent, Elderly	Self-Management Programs	A	9	+
	Prescribed Physical Therapy	A	8	+
	Hinged Knee Brace and/or Unloading Brace	M	5	-
	Nonsteroidal anti-inflammatory drugs	A	7	
	Narcotic medicine for refractory pain	M	4	
	Tramadol	A	7	
	Acetaminophen	A	7	
	Intraarticular Corticosteroids	A	7	
	Arthroscopic Partial Meniscectomy or Loose Body Removal	R	2	+
	Realignment Osteotomy	R	2	+

Scenario 427:	Treatment	Appropriateness	Median	Agreement
Pain at Rest or Night, Full Range of Extension/ Flexion, No Ligamentous Instability, Arthritic Involvement in More than One Compartment, Severe Joint Space Narrowing, Limb Alignment - Varus/Valgus and/or Patellofemoral mal-alignment, Mechanical Symptoms Present, Young	Self-Management Programs	A	9	+
	Prescribed Physical Therapy	A	8	+
	Hinged Knee Brace and/or Unloading Brace	M	5	
	Nonsteroidal anti-inflammatory drugs	A	8	+
	Narcotic medicine for refractory pain	M	4	
	Tramadol	A	7	
	Acetaminophen	A	7	
	Intraarticular Corticosteroids	M	5	
	Arthroscopic Partial Meniscectomy or Loose Body Removal	M	5	-
	Realignment Osteotomy	M	4	

Scenario 428:	Treatment	Appropriateness	Median	Agreement
Pain at Rest or Night, Full Range of Extension/ Flexion, No Ligamentous Instability, Arthritic Involvement in More than One Compartment, Severe Joint Space Narrowing, Limb Alignment - Varus/Valgus and/or Patellofemoral mal-alignment, Mechanical Symptoms Present, Middle-Aged	Self-Management Programs	A	9	+
	Prescribed Physical Therapy	A	8	+
	Hinged Knee Brace and/or Unloading Brace	M	5	
	Nonsteroidal anti-inflammatory drugs	A	7	
	Narcotic medicine for refractory pain	M	4	
	Tramadol	A	7	+
	Acetaminophen	A	7	
	Intraarticular Corticosteroids	A	7	
	Arthroscopic Partial Meniscectomy or Loose Body Removal	M	5	-
	Realignment Osteotomy	R	3	

Scenario 429:	Treatment	Appropriateness	Median	Agreement
Pain at Rest or Night, Full Range of Extension/ Flexion, No Ligamentous Instability, Arthritic Involvement in More than One Compartment, Severe Joint Space Narrowing, Limb Alignment - Varus/Valgus and/or Patellofemoral mal-alignment, Mechanical Symptoms Present, Elderly	Self-Management Programs	A	9	+
	Prescribed Physical Therapy	A	7	+
	Hinged Knee Brace and/or Unloading Brace	M	6	
	Nonsteroidal anti-inflammatory drugs	A	7	
	Narcotic medicine for refractory pain	M	4	
	Tramadol	A	7	
	Acetaminophen	A	7	
	Intraarticular Corticosteroids	A	8	
	Arthroscopic Partial Meniscectomy or Loose Body Removal	M	5	-
	Realignment Osteotomy	R	2	

Scenario 430:	Treatment	Appropriateness	Median	Agreement
Pain at Rest or Night, Full Range of Extension/ Flexion, No Ligamentous Instability, Arthritic Involvement in More than One Compartment, Severe Joint Space Narrowing, Limb Alignment - Varus/Valgus and/or Patellofemoral mal-alignment, Mechanical Symptoms Absent, Young	Self-Management Programs	A	9	+
	Prescribed Physical Therapy	A	8	+
	Hinged Knee Brace and/or Unloading Brace	M	5	-
	Nonsteroidal anti-inflammatory drugs	A	8	+
	Narcotic medicine for refractory pain	M	4	
	Tramadol	A	7	
	Acetaminophen	A	7	
	Intraarticular Corticosteroids	M	5	
	Arthroscopic Partial Meniscectomy or Loose Body Removal	R	2	+
	Realignment Osteotomy	M	4	

Scenario 431:	Treatment	Appropriateness	Median	Agreement
Pain at Rest or Night, Full Range of Extension/ Flexion, No Ligamentous Instability, Arthritic Involvement in More than One Compartment, Severe Joint Space Narrowing, Limb Alignment - Varus/Valgus and/or Patellofemoral mal-alignment, Mechanical Symptoms Absent, Middle-Aged	Self-Management Programs	A	9	+
	Prescribed Physical Therapy	A	8	+
	Hinged Knee Brace and/or Unloading Brace	M	5	
	Nonsteroidal anti-inflammatory drugs	A	7	+
	Narcotic medicine for refractory pain	M	4	
	Tramadol	A	7	+
	Acetaminophen	A	7	
	Intraarticular Corticosteroids	A	7	
	Arthroscopic Partial Meniscectomy or Loose Body Removal	R	2	+
	Realignment Osteotomy	R	2	

Scenario 432:	Treatment	Appropriateness	Median	Agreement
Pain at Rest or Night, Full Range of Extension/ Flexion, No Ligamentous Instability, Arthritic Involvement in More than One Compartment, Severe Joint Space Narrowing, Limb Alignment - Varus/Valgus and/or Patellofemoral mal-alignment, Mechanical Symptoms Absent, Elderly	Self-Management Programs	A	9	+
	Prescribed Physical Therapy	A	8	+
	Hinged Knee Brace and/or Unloading Brace	M	5	
	Nonsteroidal anti-inflammatory drugs	A	7	
	Narcotic medicine for refractory pain	M	4	
	Tramadol	A	7	
	Acetaminophen	A	7	
	Intraarticular Corticosteroids	A	7	
	Arthroscopic Partial Meniscectomy or Loose Body Removal	R	2	+
	Realignment Osteotomy	R	2	

Scenario 433:	Treatment	Appropriateness	Median	Agreement
Pain at Rest or Night, Full Range of Extension/ Flexion, Ligamentous Instability, Arthritic Involvement Predominantly in One Compartment, Mild to Moderate Joint Space Narrowing, Limb Alignment - No Varus/Valgus/Patellofemoral Deformity, Mechanical Symptoms Present, Young	Self-Management Programs	A	9	+
	Prescribed Physical Therapy	A	8	+
	Hinged Knee Brace and/or Unloading Brace	M	6	
	Nonsteroidal anti-inflammatory drugs	A	8	+
	Narcotic medicine for refractory pain	M	4	
	Tramadol	A	7	
	Acetaminophen	A	7	
	Intraarticular Corticosteroids	M	5	
	Arthroscopic Partial Meniscectomy or Loose Body Removal	A	7	
	Realignment Osteotomy	R	2	

Scenario 434:	Treatment	Appropriateness	Median	Agreement
Pain at Rest or Night, Full Range of Extension/ Flexion, Ligamentous Instability, Arthritic Involvement Predominantly in One Compartment, Mild to Moderate Joint Space Narrowing, Limb Alignment - No Varus/Valgus/Patellofemoral Deformity, Mechanical Symptoms Present, Middle-Aged	Self-Management Programs	A	9	+
	Prescribed Physical Therapy	A	8	+
	Hinged Knee Brace and/or Unloading Brace	M	6	
	Nonsteroidal anti-inflammatory drugs	A	7	
	Narcotic medicine for refractory pain	M	4	
	Tramadol	A	7	+
	Acetaminophen	A	7	
	Intraarticular Corticosteroids	A	7	
	Arthroscopic Partial Meniscectomy or Loose Body Removal	A	7	
	Realignment Osteotomy	R	2	+

Scenario 435:	Treatment	Appropriateness	Median	Agreement
Pain at Rest or Night, Full Range of Extension/ Flexion, Ligamentous Instability, Arthritic Involvement Predominantly in One Compartment, Mild to Moderate Joint Space Narrowing, Limb Alignment - No Varus/Valgus/Patellofemoral Deformity, Mechanical Symptoms Present, Elderly	Self-Management Programs	A	9	+
	Prescribed Physical Therapy	A	8	+
	Hinged Knee Brace and/or Unloading Brace	M	6	
	Nonsteroidal anti-inflammatory drugs	A	7	
	Narcotic medicine for refractory pain	M	4	
	Tramadol	A	7	
	Acetaminophen	A	7	
	Intraarticular Corticosteroids	A	7	
	Arthroscopic Partial Meniscectomy or Loose Body Removal	M	5	-
	Realignment Osteotomy	R	2	+

Scenario 436:	Treatment	Appropriateness	Median	Agreement
Pain at Rest or Night, Full Range of Extension/ Flexion, Ligamentous Instability, Arthritic Involvement Predominantly in One Compartment, Mild to Moderate Joint Space Narrowing, Limb Alignment - No Varus/Valgus/Patellofemoral Deformity, Mechanical Symptoms Absent, Young	Self-Management Programs	A	9	+
	Prescribed Physical Therapy	A	8	+
	Hinged Knee Brace and/or Unloading Brace	M	6	
	Nonsteroidal anti-inflammatory drugs	A	8	+
	Narcotic medicine for refractory pain	M	4	
	Tramadol	A	7	
	Acetaminophen	A	7	
	Intraarticular Corticosteroids	M	5	
	Arthroscopic Partial Meniscectomy or Loose Body Removal	R	2	+
	Realignment Osteotomy	R	2	

Scenario 437:	Treatment	Appropriateness	Median	Agreement
Pain at Rest or Night, Full Range of Extension/ Flexion, Ligamentous Instability, Arthritic Involvement Predominantly in One Compartment, Mild to Moderate Joint Space Narrowing, Limb Alignment - No Varus/Valgus/Patellofemoral Deformity, Mechanical Symptoms Absent, Middle-Aged	Self-Management Programs	A	9	+
	Prescribed Physical Therapy	A	8	+
	Hinged Knee Brace and/or Unloading Brace	M	6	
	Nonsteroidal anti-inflammatory drugs	A	7	+
	Narcotic medicine for refractory pain	M	4	
	Tramadol	A	7	+
	Acetaminophen	A	7	
	Intraarticular Corticosteroids	A	7	
	Arthroscopic Partial Meniscectomy or Loose Body Removal	R	2	+
	Realignment Osteotomy	R	2	+

Scenario 438:	Treatment	Appropriateness	Median	Agreement
Pain at Rest or Night, Full Range of Extension/ Flexion, Ligamentous Instability, Arthritic Involvement Predominantly in One Compartment, Mild to Moderate Joint Space Narrowing, Limb Alignment - No Varus/Valgus/Patellofemoral Deformity, Mechanical Symptoms Absent, Elderly	Self-Management Programs	A	9	+
	Prescribed Physical Therapy	A	8	+
	Hinged Knee Brace and/or Unloading Brace	M	6	
	Nonsteroidal anti-inflammatory drugs	A	7	
	Narcotic medicine for refractory pain	M	4	
	Tramadol	A	7	
	Acetaminophen	A	7	
	Intraarticular Corticosteroids	A	8	
	Arthroscopic Partial Meniscectomy or Loose Body Removal	R	2	+
	Realignment Osteotomy	R	2	+

Scenario 439:	Treatment	Appropriateness	Median	Agreement
Pain at Rest or Night, Full Range of Extension/ Flexion, Ligamentous Instability, Arthritic Involvement Predominantly in One Compartment, Mild to Moderate Joint Space Narrowing, Limb Alignment - Varus/Valgus and/or Patellofemoral mal-alignment, Mechanical Symptoms Present, Young	Self-Management Programs	A	9	+
	Prescribed Physical Therapy	A	8	+
	Hinged Knee Brace and/or Unloading Brace	M	6	
	Nonsteroidal anti-inflammatory drugs	A	8	+
	Narcotic medicine for refractory pain	M	4	
	Tramadol	A	7	
	Acetaminophen	A	7	
	Intraarticular Corticosteroids	M	6	
	Arthroscopic Partial Meniscectomy or Loose Body Removal	A	7	
	Realignment Osteotomy	M	5	

Scenario 440:	Treatment	Appropriateness	Median	Agreement
Pain at Rest or Night, Full Range of Extension/ Flexion, Ligamentous Instability, Arthritic Involvement Predominantly in One Compartment, Mild to Moderate Joint Space Narrowing, Limb Alignment - Varus/Valgus and/or Patellofemoral mal-alignment, Mechanical Symptoms Present, Middle-Aged	Self-Management Programs	A	9	+
	Prescribed Physical Therapy	A	8	+
	Hinged Knee Brace and/or Unloading Brace	M	6	
	Nonsteroidal anti-inflammatory drugs	A	7	
	Narcotic medicine for refractory pain	M	4	
	Tramadol	A	7	+
	Acetaminophen	A	7	
	Intraarticular Corticosteroids	M	6	
	Arthroscopic Partial Meniscectomy or Loose Body Removal	A	7	
	Realignment Osteotomy	M	5	

Scenario 441:	Treatment	Appropriateness	Median	Agreement
Pain at Rest or Night, Full Range of Extension/ Flexion, Ligamentous Instability, Arthritic Involvement Predominantly in One Compartment, Mild to Moderate Joint Space Narrowing, Limb Alignment - Varus/Valgus and/or Patellofemoral mal-alignment, Mechanical Symptoms Present, Elderly	Self-Management Programs	A	9	+
	Prescribed Physical Therapy	A	8	+
	Hinged Knee Brace and/or Unloading Brace	M	6	
	Nonsteroidal anti-inflammatory drugs	A	7	
	Narcotic medicine for refractory pain	M	4	
	Tramadol	A	7	
	Acetaminophen	A	7	
	Intraarticular Corticosteroids	A	7	
	Arthroscopic Partial Meniscectomy or Loose Body Removal	M	6	
	Realignment Osteotomy	R	3	

Scenario 442:	Treatment	Appropriateness	Median	Agreement
Pain at Rest or Night, Full Range of Extension/ Flexion, Ligamentous Instability, Arthritic Involvement Predominantly in One Compartment, Mild to Moderate Joint Space Narrowing, Limb Alignment - Varus/Valgus and/or Patellofemoral mal-alignment, Mechanical Symptoms Absent, Young	Self-Management Programs	A	9	+
	Prescribed Physical Therapy	A	8	+
	Hinged Knee Brace and/or Unloading Brace	M	6	
	Nonsteroidal anti-inflammatory drugs	A	8	+
	Narcotic medicine for refractory pain	M	4	
	Tramadol	A	7	
	Acetaminophen	A	7	
	Intraarticular Corticosteroids	M	6	
	Arthroscopic Partial Meniscectomy or Loose Body Removal	R	2	+
	Realignment Osteotomy	M	5	

Scenario 443:	Treatment	Appropriateness	Median	Agreement
Pain at Rest or Night, Full Range of Extension/ Flexion, Ligamentous Instability, Arthritic Involvement Predominantly in One Compartment, Mild to Moderate Joint Space Narrowing, Limb Alignment - Varus/Valgus and/or Patellofemoral mal-alignment, Mechanical Symptoms Absent, Middle-Aged	Self-Management Programs	A	9	+
	Prescribed Physical Therapy	A	8	+
	Hinged Knee Brace and/or Unloading Brace	M	6	
	Nonsteroidal anti-inflammatory drugs	A	7	+
	Narcotic medicine for refractory pain	M	4	
	Tramadol	A	7	+
	Acetaminophen	A	7	
	Intraarticular Corticosteroids	A	7	
	Arthroscopic Partial Meniscectomy or Loose Body Removal	R	2	+
	Realignment Osteotomy	M	4	

Scenario 444:	Treatment	Appropriateness	Median	Agreement
Pain at Rest or Night, Full Range of Extension/ Flexion, Ligamentous Instability, Arthritic Involvement Predominantly in One Compartment, Mild to Moderate Joint Space Narrowing, Limb Alignment - Varus/Valgus and/or Patellofemoral mal-alignment, Mechanical Symptoms Absent, Elderly	Self-Management Programs	A	9	+
	Prescribed Physical Therapy	A	8	+
	Hinged Knee Brace and/or Unloading Brace	M	6	
	Nonsteroidal anti-inflammatory drugs	A	7	
	Narcotic medicine for refractory pain	M	4	
	Tramadol	A	7	
	Acetaminophen	A	7	
	Intraarticular Corticosteroids	A	8	
	Arthroscopic Partial Meniscectomy or Loose Body Removal	R	2	+
	Realignment Osteotomy	R	2	

Scenario 445:	Treatment	Appropriateness	Median	Agreement
Pain at Rest or Night, Full Range of Extension/ Flexion, Ligamentous Instability, Arthritic Involvement Predominantly in One Compartment, Severe Joint Space Narrowing, Limb Alignment - No Varus/Valgus/Patellofemoral Deformity, Mechanical Symptoms Present, Young	Self-Management Programs	A	9	+
	Prescribed Physical Therapy	A	8	+
	Hinged Knee Brace and/or Unloading Brace	M	6	
	Nonsteroidal anti-inflammatory drugs	A	7	
	Narcotic medicine for refractory pain	M	4	
	Tramadol	A	7	
	Acetaminophen	A	7	
	Intraarticular Corticosteroids	M	6	
	Arthroscopic Partial Meniscectomy or Loose Body Removal	M	5	-
	Realignment Osteotomy	R	2	

Scenario 446:	Treatment	Appropriateness	Median	Agreement
Pain at Rest or Night, Full Range of Extension/ Flexion, Ligamentous Instability, Arthritic Involvement Predominantly in One Compartment, Severe Joint Space Narrowing, Limb Alignment - No Varus/Valgus/Patellofemoral Deformity, Mechanical Symptoms Present, Middle-Aged	Self-Management Programs	A	9	+
	Prescribed Physical Therapy	A	8	+
	Hinged Knee Brace and/or Unloading Brace	M	6	
	Nonsteroidal anti-inflammatory drugs	A	7	
	Narcotic medicine for refractory pain	M	4	
	Tramadol	A	7	+
	Acetaminophen	A	7	
	Intraarticular Corticosteroids	A	7	
	Arthroscopic Partial Meniscectomy or Loose Body Removal	M	5	-
	Realignment Osteotomy	R	2	

Scenario 447:	Treatment	Appropriateness	Median	Agreement
Pain at Rest or Night, Full Range of Extension/ Flexion, Ligamentous Instability, Arthritic Involvement Predominantly in One Compartment, Severe Joint Space Narrowing, Limb Alignment - No Varus/Valgus/Patellofemoral Deformity, Mechanical Symptoms Present, Elderly	Self-Management Programs	A	9	+
	Prescribed Physical Therapy	A	8	+
	Hinged Knee Brace and/or Unloading Brace	M	6	
	Nonsteroidal anti-inflammatory drugs	A	7	
	Narcotic medicine for refractory pain	M	4	
	Tramadol	A	7	
	Acetaminophen	A	7	
	Intraarticular Corticosteroids	A	7	
	Arthroscopic Partial Meniscectomy or Loose Body Removal	M	5	-
	Realignment Osteotomy	R	2	+

Scenario 448:	Treatment	Appropriateness	Median	Agreement
Pain at Rest or Night, Full Range of Extension/ Flexion, Ligamentous Instability, Arthritic Involvement Predominantly in One Compartment, Severe Joint Space Narrowing, Limb Alignment - No Varus/Valgus/Patellofemoral Deformity, Mechanical Symptoms Absent, Young	Self-Management Programs	A	9	+
	Prescribed Physical Therapy	A	8	+
	Hinged Knee Brace and/or Unloading Brace	A	7	
	Nonsteroidal anti-inflammatory drugs	A	8	+
	Narcotic medicine for refractory pain	M	4	
	Tramadol	A	7	
	Acetaminophen	A	7	
	Intraarticular Corticosteroids	M	5	
	Arthroscopic Partial Meniscectomy or Loose Body Removal	R	2	
	Realignment Osteotomy	R	2	

Scenario 449:	Treatment	Appropriateness	Median	Agreement
Pain at Rest or Night, Full Range of Extension/ Flexion, Ligamentous Instability, Arthritic Involvement Predominantly in One Compartment, Severe Joint Space Narrowing, Limb Alignment - No Varus/Valgus/Patellofemoral Deformity, Mechanical Symptoms Absent, Middle-Aged	Self-Management Programs	A	9	+
	Prescribed Physical Therapy	A	8	+
	Hinged Knee Brace and/or Unloading Brace	M	6	
	Nonsteroidal anti-inflammatory drugs	A	7	+
	Narcotic medicine for refractory pain	M	4	
	Tramadol	A	7	+
	Acetaminophen	A	7	
	Intraarticular Corticosteroids	A	7	
	Arthroscopic Partial Meniscectomy or Loose Body Removal	R	2	+
	Realignment Osteotomy	R	2	+

Scenario 450:	Treatment	Appropriateness	Median	Agreement
Pain at Rest or Night, Full Range of Extension/ Flexion, Ligamentous Instability, Arthritic Involvement Predominantly in One Compartment, Severe Joint Space Narrowing, Limb Alignment - No Varus/Valgus/Patellofemoral Deformity, Mechanical Symptoms Absent, Elderly	Self-Management Programs	A	9	+
	Prescribed Physical Therapy	A	8	+
	Hinged Knee Brace and/or Unloading Brace	M	6	
	Nonsteroidal anti-inflammatory drugs	A	7	
	Narcotic medicine for refractory pain	M	4	
	Tramadol	A	7	
	Acetaminophen	A	7	
	Intraarticular Corticosteroids	A	7	
	Arthroscopic Partial Meniscectomy or Loose Body Removal	R	2	+
	Realignment Osteotomy	R	2	+

Scenario 451:	Treatment	Appropriateness	Median	Agreement
Pain at Rest or Night, Full Range of Extension/ Flexion, Ligamentous Instability, Arthritic Involvement Predominantly in One Compartment, Severe Joint Space Narrowing, Limb Alignment - Varus/Valgus and/or Patellofemoral mal-alignment, Mechanical Symptoms Present, Young	Self-Management Programs	A	9	+
	Prescribed Physical Therapy	A	8	+
	Hinged Knee Brace and/or Unloading Brace	A	7	
	Nonsteroidal anti-inflammatory drugs	A	8	+
	Narcotic medicine for refractory pain	M	4	
	Tramadol	A	7	
	Acetaminophen	A	7	
	Intraarticular Corticosteroids	M	6	
	Arthroscopic Partial Meniscectomy or Loose Body Removal	M	5	-
	Realignment Osteotomy	M	5	

Scenario 452:	Treatment	Appropriateness	Median	Agreement
Pain at Rest or Night, Full Range of Extension/ Flexion, Ligamentous Instability, Arthritic Involvement Predominantly in One Compartment, Severe Joint Space Narrowing, Limb Alignment - Varus/Valgus and/or Patellofemoral mal-alignment, Mechanical Symptoms Present, Middle-Aged	Self-Management Programs	A	9	+
	Prescribed Physical Therapy	A	8	+
	Hinged Knee Brace and/or Unloading Brace	A	7	
	Nonsteroidal anti-inflammatory drugs	A	7	
	Narcotic medicine for refractory pain	M	4	
	Tramadol	A	7	+
	Acetaminophen	A	7	
	Intraarticular Corticosteroids	A	7	
	Arthroscopic Partial Meniscectomy or Loose Body Removal	M	5	-
	Realignment Osteotomy	M	5	

Scenario 453:	Treatment	Appropriateness	Median	Agreement
Pain at Rest or Night, Full Range of Extension/ Flexion, Ligamentous Instability, Arthritic Involvement Predominantly in One Compartment, Severe Joint Space Narrowing, Limb Alignment - Varus/Valgus and/or Patellofemoral mal-alignment, Mechanical Symptoms Present, Elderly	Self-Management Programs	A	9	+
	Prescribed Physical Therapy	A	8	+
	Hinged Knee Brace and/or Unloading Brace	M	6	
	Nonsteroidal anti-inflammatory drugs	A	7	
	Narcotic medicine for refractory pain	M	4	
	Tramadol	A	7	
	Acetaminophen	A	7	
	Intraarticular Corticosteroids	A	7	
	Arthroscopic Partial Meniscectomy or Loose Body Removal	M	5	-
	Realignment Osteotomy	R	3	

Scenario 454:	Treatment	Appropriateness	Median	Agreement
Pain at Rest or Night, Full Range of Extension/ Flexion, Ligamentous Instability, Arthritic Involvement Predominantly in One Compartment, Severe Joint Space Narrowing, Limb Alignment - Varus/Valgus and/or Patellofemoral mal-alignment, Mechanical Symptoms Absent, Young	Self-Management Programs	A	9	+
	Prescribed Physical Therapy	A	8	+
	Hinged Knee Brace and/or Unloading Brace	A	7	
	Nonsteroidal anti-inflammatory drugs	A	8	+
	Narcotic medicine for refractory pain	M	4	
	Tramadol	A	7	
	Acetaminophen	A	7	
	Intraarticular Corticosteroids	M	6	
	Arthroscopic Partial Meniscectomy or Loose Body Removal	R	2	
	Realignment Osteotomy	M	5	

Scenario 455:	Treatment	Appropriateness	Median	Agreement
Pain at Rest or Night, Full Range of Extension/ Flexion, Ligamentous Instability, Arthritic Involvement Predominantly in One Compartment, Severe Joint Space Narrowing, Limb Alignment - Varus/Valgus and/or Patellofemoral mal-alignment, Mechanical Symptoms Absent, Middle-Aged	Self-Management Programs	A	9	+
	Prescribed Physical Therapy	A	8	+
	Hinged Knee Brace and/or Unloading Brace	M	6	
	Nonsteroidal anti-inflammatory drugs	A	7	+
	Narcotic medicine for refractory pain	M	4	
	Tramadol	A	7	+
	Acetaminophen	A	7	
	Intraarticular Corticosteroids	A	7	
	Arthroscopic Partial Meniscectomy or Loose Body Removal	R	2	+
	Realignment Osteotomy	M	5	

Scenario 456:	Treatment	Appropriateness	Median	Agreement
Pain at Rest or Night, Full Range of Extension/ Flexion, Ligamentous Instability, Arthritic Involvement Predominantly in One Compartment, Severe Joint Space Narrowing, Limb Alignment - Varus/Valgus and/or Patellofemoral mal-alignment, Mechanical Symptoms Absent, Elderly	Self-Management Programs	A	9	+
	Prescribed Physical Therapy	A	8	+
	Hinged Knee Brace and/or Unloading Brace	M	6	
	Nonsteroidal anti-inflammatory drugs	A	7	
	Narcotic medicine for refractory pain	M	4	
	Tramadol	A	7	
	Acetaminophen	A	7	
	Intraarticular Corticosteroids	A	7	
	Arthroscopic Partial Meniscectomy or Loose Body Removal	R	2	+
	Realignment Osteotomy	R	3	

Scenario 457:	Treatment	Appropriateness	Median	Agreement
Pain at Rest or Night, Full Range of Extension/ Flexion, Ligamentous Instability, Arthritic Involvement in More than One Compartment, Mild to Moderate Joint Space Narrowing, Limb Alignment - No Varus/Valgus/Patellofemoral Deformity, Mechanical Symptoms Present, Young	Self-Management Programs	A	9	+
	Prescribed Physical Therapy	A	8	+
	Hinged Knee Brace and/or Unloading Brace	M	5	-
	Nonsteroidal anti-inflammatory drugs	A	8	+
	Narcotic medicine for refractory pain	M	4	
	Tramadol	A	7	+
	Acetaminophen	A	7	
	Intraarticular Corticosteroids	A	7	
	Arthroscopic Partial Meniscectomy or Loose Body Removal	A	7	
	Realignment Osteotomy	R	2	+

Scenario 458:	Treatment	Appropriateness	Median	Agreement
Pain at Rest or Night, Full Range of Extension/ Flexion, Ligamentous Instability, Arthritic Involvement in More than One Compartment, Mild to Moderate Joint Space Narrowing, Limb Alignment - No Varus/Valgus/Patellofemoral Deformity, Mechanical Symptoms Present, Middle-Aged	Self-Management Programs	A	9	+
	Prescribed Physical Therapy	A	8	+
	Hinged Knee Brace and/or Unloading Brace	M	5	
	Nonsteroidal anti-inflammatory drugs	A	7	
	Narcotic medicine for refractory pain	M	4	
	Tramadol	A	7	+
	Acetaminophen	A	7	
	Intraarticular Corticosteroids	A	7	
	Arthroscopic Partial Meniscectomy or Loose Body Removal	A	7	
	Realignment Osteotomy	R	2	+

Scenario 459:	Treatment	Appropriateness	Median	Agreement
Pain at Rest or Night, Full Range of Extension/ Flexion, Ligamentous Instability, Arthritic Involvement in More than One Compartment, Mild to Moderate Joint Space Narrowing, Limb Alignment - No Varus/Valgus/Patellofemoral Deformity, Mechanical Symptoms Present, Elderly	Self-Management Programs	A	9	+
	Prescribed Physical Therapy	A	8	+
	Hinged Knee Brace and/or Unloading Brace	M	5	
	Nonsteroidal anti-inflammatory drugs	A	7	
	Narcotic medicine for refractory pain	M	4	
	Tramadol	A	7	
	Acetaminophen	A	7	
	Intraarticular Corticosteroids	A	7	
	Arthroscopic Partial Meniscectomy or Loose Body Removal	M	5	-
	Realignment Osteotomy	R	2	+

Scenario 460:	Treatment	Appropriateness	Median	Agreement
Pain at Rest or Night, Full Range of Extension/ Flexion, Ligamentous Instability, Arthritic Involvement in More than One Compartment, Mild to Moderate Joint Space Narrowing, Limb Alignment - No Varus/Valgus/Patellofemoral Deformity, Mechanical Symptoms Absent, Young	Self-Management Programs	A	9	+
	Prescribed Physical Therapy	A	8	+
	Hinged Knee Brace and/or Unloading Brace	M	5	-
	Nonsteroidal anti-inflammatory drugs	A	8	+
	Narcotic medicine for refractory pain	M	4	
	Tramadol	A	7	
	Acetaminophen	A	7	
	Intraarticular Corticosteroids	M	6	
	Arthroscopic Partial Meniscectomy or Loose Body Removal	R	2	+
	Realignment Osteotomy	R	2	+

Scenario 461:	Treatment	Appropriateness	Median	Agreement
Pain at Rest or Night, Full Range of Extension/ Flexion, Ligamentous Instability, Arthritic Involvement in More than One Compartment, Mild to Moderate Joint Space Narrowing, Limb Alignment - No Varus/Valgus/Patellofemoral Deformity, Mechanical Symptoms Absent, Middle-Aged	Self-Management Programs	A	9	+
	Prescribed Physical Therapy	A	8	+
	Hinged Knee Brace and/or Unloading Brace	M	5	-
	Nonsteroidal anti-inflammatory drugs	A	7	+
	Narcotic medicine for refractory pain	M	4	
	Tramadol	A	7	+
	Acetaminophen	A	7	
	Intraarticular Corticosteroids	A	8	
	Arthroscopic Partial Meniscectomy or Loose Body Removal	R	2	+
	Realignment Osteotomy	R	1	+

Scenario 462:	Treatment	Appropriateness	Median	Agreement
Pain at Rest or Night, Full Range of Extension/ Flexion, Ligamentous Instability, Arthritic Involvement in More than One Compartment, Mild to Moderate Joint Space Narrowing, Limb Alignment - No Varus/Valgus/Patellofemoral Deformity, Mechanical Symptoms Absent, Elderly	Self-Management Programs	A	9	+
	Prescribed Physical Therapy	A	8	+
	Hinged Knee Brace and/or Unloading Brace	M	5	-
	Nonsteroidal anti-inflammatory drugs	A	7	
	Narcotic medicine for refractory pain	M	4	
	Tramadol	A	7	
	Acetaminophen	A	7	
	Intraarticular Corticosteroids	A	8	
	Arthroscopic Partial Meniscectomy or Loose Body Removal	R	2	+
	Realignment Osteotomy	R	1	+

Scenario 463:	Treatment	Appropriateness	Median	Agreement
Pain at Rest or Night, Full Range of Extension/ Flexion, Ligamentous Instability, Arthritic Involvement in More than One Compartment, Mild to Moderate Joint Space Narrowing, Limb Alignment - Varus/Valgus and/or Patellofemoral mal-alignment, Mechanical Symptoms Present, Young	Self-Management Programs	A	9	+
	Prescribed Physical Therapy	A	8	+
	Hinged Knee Brace and/or Unloading Brace	M	5	
	Nonsteroidal anti-inflammatory drugs	A	8	+
	Narcotic medicine for refractory pain	M	4	
	Tramadol	A	7	
	Acetaminophen	A	7	
	Intraarticular Corticosteroids	M	6	
	Arthroscopic Partial Meniscectomy or Loose Body Removal	A	7	
	Realignment Osteotomy	M	4	

Scenario 464:	Treatment	Appropriateness	Median	Agreement
Pain at Rest or Night, Full Range of Extension/ Flexion, Ligamentous Instability, Arthritic Involvement in More than One Compartment, Mild to Moderate Joint Space Narrowing, Limb Alignment - Varus/Valgus and/or Patellofemoral mal-alignment, Mechanical Symptoms Present, Middle-Aged	Self-Management Programs	A	9	+
	Prescribed Physical Therapy	A	8	+
	Hinged Knee Brace and/or Unloading Brace	M	5	
	Nonsteroidal anti-inflammatory drugs	A	7	
	Narcotic medicine for refractory pain	M	4	
	Tramadol	A	7	+
	Acetaminophen	A	7	
	Intraarticular Corticosteroids	A	7	
	Arthroscopic Partial Meniscectomy or Loose Body Removal	A	7	
	Realignment Osteotomy	R	3	

Scenario 465:	Treatment	Appropriateness	Median	Agreement
Pain at Rest or Night, Full Range of Extension/ Flexion, Ligamentous Instability, Arthritic Involvement in More than One Compartment, Mild to Moderate Joint Space Narrowing, Limb Alignment - Varus/Valgus and/or Patellofemoral mal-alignment, Mechanical Symptoms Present, Elderly	Self-Management Programs	A	9	+
	Prescribed Physical Therapy	A	8	+
	Hinged Knee Brace and/or Unloading Brace	M	6	
	Nonsteroidal anti-inflammatory drugs	A	7	
	Narcotic medicine for refractory pain	M	4	
	Tramadol	A	7	
	Acetaminophen	A	7	
	Intraarticular Corticosteroids	A	7	
	Arthroscopic Partial Meniscectomy or Loose Body Removal	M	6	
	Realignment Osteotomy	R	2	

Scenario 466:	Treatment	Appropriateness	Median	Agreement
Pain at Rest or Night, Full Range of Extension/ Flexion, Ligamentous Instability, Arthritic Involvement in More than One Compartment, Mild to Moderate Joint Space Narrowing, Limb Alignment - Varus/Valgus and/or Patellofemoral mal-alignment, Mechanical Symptoms Absent, Young	Self-Management Programs	A	9	+
	Prescribed Physical Therapy	A	8	+
	Hinged Knee Brace and/or Unloading Brace	M	5	
	Nonsteroidal anti-inflammatory drugs	A	8	+
	Narcotic medicine for refractory pain	M	4	
	Tramadol	A	7	
	Acetaminophen	A	7	
	Intraarticular Corticosteroids	M	5	
	Arthroscopic Partial Meniscectomy or Loose Body Removal	R	2	+
	Realignment Osteotomy	M	4	

Scenario 467:	Treatment	Appropriateness	Median	Agreement
Pain at Rest or Night, Full Range of Extension/ Flexion, Ligamentous Instability, Arthritic Involvement in More than One Compartment, Mild to Moderate Joint Space Narrowing, Limb Alignment - Varus/Valgus and/or Patellofemoral mal-alignment, Mechanical Symptoms Absent, Middle-Aged	Self-Management Programs	A	9	+
	Prescribed Physical Therapy	A	8	+
	Hinged Knee Brace and/or Unloading Brace	M	5	
	Nonsteroidal anti-inflammatory drugs	A	7	+
	Narcotic medicine for refractory pain	M	4	
	Tramadol	A	7	+
	Acetaminophen	A	7	
	Intraarticular Corticosteroids	A	8	
	Arthroscopic Partial Meniscectomy or Loose Body Removal	R	2	+
	Realignment Osteotomy	R	2	

Scenario 468:	Treatment	Appropriateness	Median	Agreement
Pain at Rest or Night, Full Range of Extension/ Flexion, Ligamentous Instability, Arthritic Involvement in More than One Compartment, Mild to Moderate Joint Space Narrowing, Limb Alignment - Varus/Valgus and/or Patellofemoral mal-alignment, Mechanical Symptoms Absent, Elderly	Self-Management Programs	A	9	+
	Prescribed Physical Therapy	A	8	+
	Hinged Knee Brace and/or Unloading Brace	M	5	
	Nonsteroidal anti-inflammatory drugs	A	7	
	Narcotic medicine for refractory pain	M	4	
	Tramadol	A	7	
	Acetaminophen	A	7	
	Intraarticular Corticosteroids	A	8	
	Arthroscopic Partial Meniscectomy or Loose Body Removal	R	2	+
	Realignment Osteotomy	R	2	

Scenario 469:	Treatment	Appropriateness	Median	Agreement
Pain at Rest or Night, Full Range of Extension/ Flexion, Ligamentous Instability, Arthritic Involvement in More than One Compartment, Severe Joint Space Narrowing, Limb Alignment - No Varus/Valgus/Patellofemoral Deformity, Mechanical Symptoms Present, Young	Self-Management Programs	A	9	+
	Prescribed Physical Therapy	A	8	+
	Hinged Knee Brace and/or Unloading Brace	M	5	
	Nonsteroidal anti-inflammatory drugs	A	8	+
	Narcotic medicine for refractory pain	M	4	
	Tramadol	A	7	
	Acetaminophen	A	7	
	Intraarticular Corticosteroids	A	7	
	Arthroscopic Partial Meniscectomy or Loose Body Removal	M	5	-
	Realignment Osteotomy	R	2	+

Scenario 470:	Treatment	Appropriateness	Median	Agreement
Pain at Rest or Night, Full Range of Extension/ Flexion, Ligamentous Instability, Arthritic Involvement in More than One Compartment, Severe Joint Space Narrowing, Limb Alignment - No Varus/Valgus/Patellofemoral Deformity, Mechanical Symptoms Present, Middle-Aged	Self-Management Programs	A	9	+
	Prescribed Physical Therapy	A	8	+
	Hinged Knee Brace and/or Unloading Brace	M	5	-
	Nonsteroidal anti-inflammatory drugs	A	7	
	Narcotic medicine for refractory pain	M	4	
	Tramadol	A	7	+
	Acetaminophen	A	7	
	Intraarticular Corticosteroids	A	7	
	Arthroscopic Partial Meniscectomy or Loose Body Removal	M	5	-
	Realignment Osteotomy	R	2	+

Scenario 471:	Treatment	Appropriateness	Median	Agreement
Pain at Rest or Night, Full Range of Extension/ Flexion, Ligamentous Instability, Arthritic Involvement in More than One Compartment, Severe Joint Space Narrowing, Limb Alignment - No Varus/Valgus/Patellofemoral Deformity, Mechanical Symptoms Present, Elderly	Self-Management Programs	A	9	+
	Prescribed Physical Therapy	A	7	+
	Hinged Knee Brace and/or Unloading Brace	M	5	-
	Nonsteroidal anti-inflammatory drugs	A	7	
	Narcotic medicine for refractory pain	M	4	
	Tramadol	A	7	
	Acetaminophen	A	7	
	Intraarticular Corticosteroids	A	7	
	Arthroscopic Partial Meniscectomy or Loose Body Removal	M	5	-
	Realignment Osteotomy	R	2	+

Scenario 472:	Treatment	Appropriateness	Median	Agreement
Pain at Rest or Night, Full Range of Extension/ Flexion, Ligamentous Instability, Arthritic Involvement in More than One Compartment, Severe Joint Space Narrowing, Limb Alignment - No Varus/Valgus/Patellofemoral Deformity, Mechanical Symptoms Absent, Young	Self-Management Programs	A	9	+
	Prescribed Physical Therapy	A	8	+
	Hinged Knee Brace and/or Unloading Brace	M	6	
	Nonsteroidal anti-inflammatory drugs	A	8	+
	Narcotic medicine for refractory pain	M	4	
	Tramadol	A	7	
	Acetaminophen	A	7	
	Intraarticular Corticosteroids	A	7	
	Arthroscopic Partial Meniscectomy or Loose Body Removal	R	2	+
	Realignment Osteotomy	R	2	+

Scenario 473:	Treatment	Appropriateness	Median	Agreement
Pain at Rest or Night, Full Range of Extension/ Flexion, Ligamentous Instability, Arthritic Involvement in More than One Compartment, Severe Joint Space Narrowing, Limb Alignment - No Varus/Valgus/Patellofemoral Deformity, Mechanical Symptoms Absent, Middle-Aged	Self-Management Programs	A	9	+
	Prescribed Physical Therapy	A	8	+
	Hinged Knee Brace and/or Unloading Brace	M	6	
	Nonsteroidal anti-inflammatory drugs	A	7	+
	Narcotic medicine for refractory pain	M	4	
	Tramadol	A	7	+
	Acetaminophen	A	7	
	Intraarticular Corticosteroids	A	7	
	Arthroscopic Partial Meniscectomy or Loose Body Removal	R	2	+
	Realignment Osteotomy	R	2	+

Scenario 474:	Treatment	Appropriateness	Median	Agreement
Pain at Rest or Night, Full Range of Extension/ Flexion, Ligamentous Instability, Arthritic Involvement in More than One Compartment, Severe Joint Space Narrowing, Limb Alignment - No Varus/Valgus/Patellofemoral Deformity, Mechanical Symptoms Absent, Elderly	Self-Management Programs	A	9	+
	Prescribed Physical Therapy	A	8	+
	Hinged Knee Brace and/or Unloading Brace	M	5	-
	Nonsteroidal anti-inflammatory drugs	A	7	
	Narcotic medicine for refractory pain	M	4	
	Tramadol	A	7	
	Acetaminophen	A	7	
	Intraarticular Corticosteroids	A	7	
	Arthroscopic Partial Meniscectomy or Loose Body Removal	R	2	+
	Realignment Osteotomy	R	1	+

Scenario 475:	Treatment	Appropriateness	Median	Agreement
Pain at Rest or Night, Full Range of Extension/ Flexion, Ligamentous Instability, Arthritic Involvement in More than One Compartment, Severe Joint Space Narrowing, Limb Alignment - Varus/Valgus and/or Patellofemoral mal-alignment, Mechanical Symptoms Present, Young	Self-Management Programs	A	9	+
	Prescribed Physical Therapy	A	8	+
	Hinged Knee Brace and/or Unloading Brace	M	6	
	Nonsteroidal anti-inflammatory drugs	A	8	+
	Narcotic medicine for refractory pain	M	4	
	Tramadol	A	7	
	Acetaminophen	A	7	
	Intraarticular Corticosteroids	M	5	
	Arthroscopic Partial Meniscectomy or Loose Body Removal	M	5	-
	Realignment Osteotomy	M	4	

Scenario 476:	Treatment	Appropriateness	Median	Agreement
Pain at Rest or Night, Full Range of Extension/ Flexion, Ligamentous Instability, Arthritic Involvement in More than One Compartment, Severe Joint Space Narrowing, Limb Alignment - Varus/Valgus and/or Patellofemoral mal-alignment, Mechanical Symptoms Present, Middle-Aged	Self-Management Programs	A	9	+
	Prescribed Physical Therapy	A	8	+
	Hinged Knee Brace and/or Unloading Brace	M	5	
	Nonsteroidal anti-inflammatory drugs	A	7	
	Narcotic medicine for refractory pain	M	4	
	Tramadol	A	7	+
	Acetaminophen	A	7	
	Intraarticular Corticosteroids	A	7	
	Arthroscopic Partial Meniscectomy or Loose Body Removal	M	6	-
	Realignment Osteotomy	R	3	

Scenario 477:	Treatment	Appropriateness	Median	Agreement
Pain at Rest or Night, Full Range of Extension/ Flexion, Ligamentous Instability, Arthritic Involvement in More than One Compartment, Severe Joint Space Narrowing, Limb Alignment - Varus/Valgus and/or Patellofemoral mal-alignment, Mechanical Symptoms Present, Elderly	Self-Management Programs	A	9	+
	Prescribed Physical Therapy	A	7	+
	Hinged Knee Brace and/or Unloading Brace	M	6	
	Nonsteroidal anti-inflammatory drugs	M	6	
	Narcotic medicine for refractory pain	M	4	
	Tramadol	A	7	
	Acetaminophen	A	7	
	Intraarticular Corticosteroids	A	7	
	Arthroscopic Partial Meniscectomy or Loose Body Removal	M	5	-
	Realignment Osteotomy	R	2	

Scenario 478:	Treatment	Appropriateness	Median	Agreement
Pain at Rest or Night, Full Range of Extension/ Flexion, Ligamentous Instability, Arthritic Involvement in More than One Compartment, Severe Joint Space Narrowing, Limb Alignment - Varus/Valgus and/or Patellofemoral mal-alignment, Mechanical Symptoms Absent, Young	Self-Management Programs	A	9	+
	Prescribed Physical Therapy	A	8	+
	Hinged Knee Brace and/or Unloading Brace	M	5	
	Nonsteroidal anti-inflammatory drugs	A	8	+
	Narcotic medicine for refractory pain	M	4	
	Tramadol	A	7	
	Acetaminophen	A	7	
	Intraarticular Corticosteroids	M	6	
	Arthroscopic Partial Meniscectomy or Loose Body Removal	R	2	+
	Realignment Osteotomy	R	3	

Scenario 479:	Treatment	Appropriateness	Median	Agreement
Pain at Rest or Night, Full Range of Extension/ Flexion, Ligamentous Instability, Arthritic Involvement in More than One Compartment, Severe Joint Space Narrowing, Limb Alignment - Varus/Valgus and/or Patellofemoral mal-alignment, Mechanical Symptoms Absent, Middle-Aged	Self-Management Programs	A	9	+
	Prescribed Physical Therapy	A	8	+
	Hinged Knee Brace and/or Unloading Brace	M	5	
	Nonsteroidal anti-inflammatory drugs	A	7	+
	Narcotic medicine for refractory pain	M	4	
	Tramadol	A	7	+
	Acetaminophen	A	7	
	Intraarticular Corticosteroids	A	7	
	Arthroscopic Partial Meniscectomy or Loose Body Removal	R	2	+
	Realignment Osteotomy	R	3	

Scenario 480:	Treatment	Appropriateness	Median	Agreement
Pain at Rest or Night, Full Range of Extension/ Flexion, Ligamentous Instability, Arthritic Involvement in More than One Compartment, Severe Joint Space Narrowing, Limb Alignment - Varus/Valgus and/or Patellofemoral mal-alignment, Mechanical Symptoms Absent, Elderly	Self-Management Programs	A	9	+
	Prescribed Physical Therapy	A	8	+
	Hinged Knee Brace and/or Unloading Brace	M	6	
	Nonsteroidal anti-inflammatory drugs	A	7	
	Narcotic medicine for refractory pain	M	4	
	Tramadol	A	7	
	Acetaminophen	A	7	
	Intraarticular Corticosteroids	A	7	
	Arthroscopic Partial Meniscectomy or Loose Body Removal	R	2	+
	Realignment Osteotomy	R	2	+

Scenario 481:	Treatment	Appropriateness	Median	Agreement
Pain at Rest or Night, Lack of Full Extension (> 5 degree flexion contracture) and/or Flexion (< 110 degrees), No Ligamentous Instability, Arthritic Involvement Predominantly in One Compartment, Mild to Moderate Joint Space Narrowing, Limb Alignment - No Varus/Valgus/Patellofemoral Deformity, Mechanical Symptoms Present, Young	Self-Management Programs	A	9	+
	Prescribed Physical Therapy	A	7	+
	Hinged Knee Brace and/or Unloading Brace	M	6	
	Nonsteroidal anti-inflammatory drugs	A	8	+
	Narcotic medicine for refractory pain	M	4	
	Tramadol	A	7	
	Acetaminophen	A	7	
	Intraarticular Corticosteroids	M	6	
	Arthroscopic Partial Meniscectomy or Loose Body Removal	A	7	
	Realignment Osteotomy	R	2	

Scenario 482:	Treatment	Appropriateness	Median	Agreement
Pain at Rest or Night, Lack of Full Extension (> 5 degree flexion contracture) and/or Flexion (< 110 degrees), No Ligamentous Instability, Arthritic Involvement Predominantly in One Compartment, Mild to Moderate Joint Space Narrowing, Limb Alignment - No Varus/Valgus/Patellofemoral Deformity, Mechanical Symptoms Present, Middle-Aged	Self-Management Programs	A	9	+
	Prescribed Physical Therapy	A	8	+
	Hinged Knee Brace and/or Unloading Brace	M	5	
	Nonsteroidal anti-inflammatory drugs	A	7	
	Narcotic medicine for refractory pain	M	5	
	Tramadol	A	7	+
	Acetaminophen	A	7	
	Intraarticular Corticosteroids	A	7	
	Arthroscopic Partial Meniscectomy or Loose Body Removal	A	7	
	Realignment Osteotomy	R	2	

Scenario 483:	Treatment	Appropriateness	Median	Agreement
Pain at Rest or Night, Lack of Full Extension (> 5 degree flexion contracture) and/or Flexion (< 110 degrees), No Ligamentous Instability, Arthritic Involvement Predominantly in One Compartment, Mild to Moderate Joint Space Narrowing, Limb Alignment - No Varus/Valgus/Patellofemoral Deformity, Mechanical Symptoms Present, Elderly	Self-Management Programs	A	9	+
	Prescribed Physical Therapy	A	7	+
	Hinged Knee Brace and/or Unloading Brace	M	5	
	Nonsteroidal anti-inflammatory drugs	M	6	
	Narcotic medicine for refractory pain	M	5	
	Tramadol	A	7	
	Acetaminophen	A	7	
	Intraarticular Corticosteroids	A	7	
	Arthroscopic Partial Meniscectomy or Loose Body Removal	M	5	
	Realignment Osteotomy	R	2	+

Scenario 484:	Treatment	Appropriateness	Median	Agreement
Pain at Rest or Night, Lack of Full Extension (> 5 degree flexion contracture) and/or Flexion (< 110 degrees), No Ligamentous Instability, Arthritic Involvement Predominantly in One Compartment, Mild to Moderate Joint Space Narrowing, Limb Alignment - No Varus/Valgus/Patellofemoral Deformity, Mechanical Symptoms Absent, Young	Self-Management Programs	A	9	+
	Prescribed Physical Therapy	A	8	+
	Hinged Knee Brace and/or Unloading Brace	M	5	
	Nonsteroidal anti-inflammatory drugs	A	8	+
	Narcotic medicine for refractory pain	M	4	
	Tramadol	A	7	
	Acetaminophen	A	7	
	Intraarticular Corticosteroids	M	5	
	Arthroscopic Partial Meniscectomy or Loose Body Removal	R	2	
	Realignment Osteotomy	R	2	

Scenario 485:	Treatment	Appropriateness	Median	Agreement
Pain at Rest or Night, Lack of Full Extension (> 5 degree flexion contracture) and/or Flexion (< 110 degrees), No Ligamentous Instability, Arthritic Involvement Predominantly in One Compartment, Mild to Moderate Joint Space Narrowing, Limb Alignment - No Varus/Valgus/Patellofemoral Deformity, Mechanical Symptoms Absent, Middle-Aged	Self-Management Programs	A	9	+
	Prescribed Physical Therapy	A	8	+
	Hinged Knee Brace and/or Unloading Brace	M	5	
	Nonsteroidal anti-inflammatory drugs	A	8	+
	Narcotic medicine for refractory pain	M	5	
	Tramadol	A	7	+
	Acetaminophen	A	7	
	Intraarticular Corticosteroids	A	7	
	Arthroscopic Partial Meniscectomy or Loose Body Removal	R	2	
	Realignment Osteotomy	R	2	+

Scenario 486:	Treatment	Appropriateness	Median	Agreement
Pain at Rest or Night, Lack of Full Extension (> 5 degree flexion contracture) and/or Flexion (< 110 degrees), No Ligamentous Instability, Arthritic Involvement Predominantly in One Compartment, Mild to Moderate Joint Space Narrowing, Limb Alignment - No Varus/Valgus/Patellofemoral Deformity, Mechanical Symptoms Absent, Elderly	Self-Management Programs	A	9	+
	Prescribed Physical Therapy	A	7	+
	Hinged Knee Brace and/or Unloading Brace	M	5	
	Nonsteroidal anti-inflammatory drugs	A	7	
	Narcotic medicine for refractory pain	M	5	+
	Tramadol	A	7	
	Acetaminophen	A	7	
	Intraarticular Corticosteroids	A	7	
	Arthroscopic Partial Meniscectomy or Loose Body Removal	R	2	+
	Realignment Osteotomy	R	2	+

Scenario 487:	Treatment	Appropriateness	Median	Agreement
Pain at Rest or Night, Lack of Full Extension (> 5 degree flexion contracture) and/or Flexion (< 110 degrees), No Ligamentous Instability, Arthritic Involvement Predominantly in One Compartment, Mild to Moderate Joint Space Narrowing, Limb Alignment - Varus/Valgus and/or Patellofemoral mal-alignment, Mechanical Symptoms Present, Young	Self-Management Programs	A	9	+
	Prescribed Physical Therapy	A	8	+
	Hinged Knee Brace and/or Unloading Brace	M	6	
	Nonsteroidal anti-inflammatory drugs	A	8	+
	Narcotic medicine for refractory pain	M	4	
	Tramadol	A	7	
	Acetaminophen	A	7	
	Intraarticular Corticosteroids	M	5	
	Arthroscopic Partial Meniscectomy or Loose Body Removal	M	6	
	Realignment Osteotomy	M	5	

Scenario 488:	Treatment	Appropriateness	Median	Agreement
Pain at Rest or Night, Lack of Full Extension (> 5 degree flexion contracture) and/or Flexion (< 110 degrees), No Ligamentous Instability, Arthritic Involvement Predominantly in One Compartment, Mild to Moderate Joint Space Narrowing, Limb Alignment - Varus/Valgus and/or Patellofemoral mal-alignment, Mechanical Symptoms Present, Middle-Aged	Self-Management Programs	A	9	+
	Prescribed Physical Therapy	A	8	+
	Hinged Knee Brace and/or Unloading Brace	M	6	
	Nonsteroidal anti-inflammatory drugs	A	7	
	Narcotic medicine for refractory pain	M	5	
	Tramadol	A	7	+
	Acetaminophen	A	7	
	Intraarticular Corticosteroids	A	7	
	Arthroscopic Partial Meniscectomy or Loose Body Removal	M	6	
	Realignment Osteotomy	M	5	

Scenario 489:	Treatment	Appropriateness	Median	Agreement
Pain at Rest or Night, Lack of Full Extension (> 5 degree flexion contracture) and/or Flexion (< 110 degrees), No Ligamentous Instability, Arthritic Involvement Predominantly in One Compartment, Mild to Moderate Joint Space Narrowing, Limb Alignment - Varus/Valgus and/or Patellofemoral mal-alignment, Mechanical Symptoms Present, Elderly	Self-Management Programs	A	9	+
	Prescribed Physical Therapy	A	8	+
	Hinged Knee Brace and/or Unloading Brace	M	6	
	Nonsteroidal anti-inflammatory drugs	A	7	
	Narcotic medicine for refractory pain	M	5	
	Tramadol	A	7	
	Acetaminophen	A	7	
	Intraarticular Corticosteroids	A	7	
	Arthroscopic Partial Meniscectomy or Loose Body Removal	M	5	-
	Realignment Osteotomy	R	2	

Scenario 490:	Treatment	Appropriateness	Median	Agreement
Pain at Rest or Night, Lack of Full Extension (> 5 degree flexion contracture) and/or Flexion (< 110 degrees), No Ligamentous Instability, Arthritic Involvement Predominantly in One Compartment, Mild to Moderate Joint Space Narrowing, Limb Alignment - Varus/Valgus and/or Patellofemoral mal-alignment, Mechanical Symptoms Absent, Young	Self-Management Programs	A	9	+
	Prescribed Physical Therapy	A	8	+
	Hinged Knee Brace and/or Unloading Brace	M	5	
	Nonsteroidal anti-inflammatory drugs	A	8	+
	Narcotic medicine for refractory pain	M	4	
	Tramadol	A	7	
	Acetaminophen	A	7	
	Intraarticular Corticosteroids	M	5	
	Arthroscopic Partial Meniscectomy or Loose Body Removal	R	2	+
	Realignment Osteotomy	M	5	

Scenario 491:	Treatment	Appropriateness	Median	Agreement
Pain at Rest or Night, Lack of Full Extension (> 5 degree flexion contracture) and/or Flexion (< 110 degrees), No Ligamentous Instability, Arthritic Involvement Predominantly in One Compartment, Mild to Moderate Joint Space Narrowing, Limb Alignment - Varus/Valgus and/or Patellofemoral mal-alignment, Mechanical Symptoms Absent, Middle-Aged	Self-Management Programs	A	9	+
	Prescribed Physical Therapy	A	8	+
	Hinged Knee Brace and/or Unloading Brace	M	5	
	Nonsteroidal anti-inflammatory drugs	A	7	+
	Narcotic medicine for refractory pain	M	5	
	Tramadol	A	7	+
	Acetaminophen	A	7	
	Intraarticular Corticosteroids	A	7	
	Arthroscopic Partial Meniscectomy or Loose Body Removal	R	2	+
	Realignment Osteotomy	M	4	

Scenario 492:	Treatment	Appropriateness	Median	Agreement
Pain at Rest or Night, Lack of Full Extension (> 5 degree flexion contracture) and/or Flexion (< 110 degrees), No Ligamentous Instability, Arthritic Involvement Predominantly in One Compartment, Mild to Moderate Joint Space Narrowing, Limb Alignment - Varus/Valgus and/or Patellofemoral mal-alignment, Mechanical Symptoms Absent, Elderly	Self-Management Programs	A	9	+
	Prescribed Physical Therapy	A	8	+
	Hinged Knee Brace and/or Unloading Brace	M	6	
	Nonsteroidal anti-inflammatory drugs	A	7	
	Narcotic medicine for refractory pain	M	5	+
	Tramadol	A	7	
	Acetaminophen	A	7	
	Intraarticular Corticosteroids	A	7	
	Arthroscopic Partial Meniscectomy or Loose Body Removal	R	2	+
	Realignment Osteotomy	R	2	

Scenario 493:	Treatment	Appropriateness	Median	Agreement
Pain at Rest or Night, Lack of Full Extension (> 5 degree flexion contracture) and/or Flexion (< 110 degrees), No Ligamentous Instability, Arthritic Involvement Predominantly in One Compartment, Severe Joint Space Narrowing, Limb Alignment - No Varus/Valgus/Patellofemoral Deformity, Mechanical Symptoms Present, Young	Self-Management Programs	A	9	+
	Prescribed Physical Therapy	A	8	+
	Hinged Knee Brace and/or Unloading Brace	M	6	
	Nonsteroidal anti-inflammatory drugs	A	8	
	Narcotic medicine for refractory pain	M	4	
	Tramadol	A	7	
	Acetaminophen	A	7	
	Intraarticular Corticosteroids	M	5	
	Arthroscopic Partial Meniscectomy or Loose Body Removal	M	5	-
	Realignment Osteotomy	R	2	

Scenario 494:	Treatment	Appropriateness	Median	Agreement
Pain at Rest or Night, Lack of Full Extension (> 5 degree flexion contracture) and/or Flexion (< 110 degrees), No Ligamentous Instability, Arthritic Involvement Predominantly in One Compartment, Severe Joint Space Narrowing, Limb Alignment - No Varus/Valgus/Patellofemoral Deformity, Mechanical Symptoms Present, Middle-Aged	Self-Management Programs	A	9	+
	Prescribed Physical Therapy	A	8	+
	Hinged Knee Brace and/or Unloading Brace	M	6	
	Nonsteroidal anti-inflammatory drugs	A	7	
	Narcotic medicine for refractory pain	M	4	
	Tramadol	A	7	+
	Acetaminophen	A	7	
	Intraarticular Corticosteroids	A	7	
	Arthroscopic Partial Meniscectomy or Loose Body Removal	M	5	-
	Realignment Osteotomy	R	2	

Scenario 495:	Treatment	Appropriateness	Median	Agreement
Pain at Rest or Night, Lack of Full Extension (> 5 degree flexion contracture) and/or Flexion (< 110 degrees), No Ligamentous Instability, Arthritic Involvement Predominantly in One Compartment, Severe Joint Space Narrowing, Limb Alignment - No Varus/Valgus/Patellofemoral Deformity, Mechanical Symptoms Present, Elderly	Self-Management Programs	A	9	+
	Prescribed Physical Therapy	A	7	+
	Hinged Knee Brace and/or Unloading Brace	M	6	
	Nonsteroidal anti-inflammatory drugs	M	6	
	Narcotic medicine for refractory pain	M	4	
	Tramadol	A	7	
	Acetaminophen	A	7	
	Intraarticular Corticosteroids	A	7	
	Arthroscopic Partial Meniscectomy or Loose Body Removal	M	5	-
	Realignment Osteotomy	R	2	+

Scenario 496:	Treatment	Appropriateness	Median	Agreement
Pain at Rest or Night, Lack of Full Extension (> 5 degree flexion contracture) and/or Flexion (< 110 degrees), No Ligamentous Instability, Arthritic Involvement Predominantly in One Compartment, Severe Joint Space Narrowing, Limb Alignment - No Varus/Valgus/Patellofemoral Deformity, Mechanical Symptoms Absent, Young	Self-Management Programs	A	9	+
	Prescribed Physical Therapy	A	8	+
	Hinged Knee Brace and/or Unloading Brace	M	5	
	Nonsteroidal anti-inflammatory drugs	A	8	+
	Narcotic medicine for refractory pain	M	4	
	Tramadol	A	7	
	Acetaminophen	A	7	
	Intraarticular Corticosteroids	M	5	
	Arthroscopic Partial Meniscectomy or Loose Body Removal	R	2	
	Realignment Osteotomy	R	2	

Scenario 497:	Treatment	Appropriateness	Median	Agreement
Pain at Rest or Night, Lack of Full Extension (> 5 degree flexion contracture) and/or Flexion (< 110 degrees), No Ligamentous Instability, Arthritic Involvement Predominantly in One Compartment, Severe Joint Space Narrowing, Limb Alignment - No Varus/Valgus/Patellofemoral Deformity, Mechanical Symptoms Absent, Middle-Aged	Self-Management Programs	A	9	+
	Prescribed Physical Therapy	A	8	+
	Hinged Knee Brace and/or Unloading Brace	M	5	
	Nonsteroidal anti-inflammatory drugs	A	8	
	Narcotic medicine for refractory pain	M	4	
	Tramadol	A	7	+
	Acetaminophen	A	7	
	Intraarticular Corticosteroids	A	7	
	Arthroscopic Partial Meniscectomy or Loose Body Removal	R	2	
	Realignment Osteotomy	R	2	+

Scenario 498:	Treatment	Appropriateness	Median	Agreement
Pain at Rest or Night, Lack of Full Extension (> 5 degree flexion contracture) and/or Flexion (< 110 degrees), No Ligamentous Instability, Arthritic Involvement Predominantly in One Compartment, Severe Joint Space Narrowing, Limb Alignment - No Varus/Valgus/Patellofemoral Deformity, Mechanical Symptoms Absent, Elderly	Self-Management Programs	A	9	+
	Prescribed Physical Therapy	A	7	+
	Hinged Knee Brace and/or Unloading Brace	M	6	
	Nonsteroidal anti-inflammatory drugs	A	7	
	Narcotic medicine for refractory pain	M	4	
	Tramadol	A	7	
	Acetaminophen	A	7	
	Intraarticular Corticosteroids	A	7	
	Arthroscopic Partial Meniscectomy or Loose Body Removal	R	2	
	Realignment Osteotomy	R	2	+

Scenario 499:	Treatment	Appropriateness	Median	Agreement
Pain at Rest or Night, Lack of Full Extension (> 5 degree flexion contracture) and/or Flexion (< 110 degrees), No Ligamentous Instability, Arthritic Involvement Predominantly in One Compartment, Severe Joint Space Narrowing, Limb Alignment - Varus/Valgus and/or Patellofemoral mal-alignment, Mechanical Symptoms Present, Young	Self-Management Programs	A	9	+
	Prescribed Physical Therapy	A	8	+
	Hinged Knee Brace and/or Unloading Brace	M	6	
	Nonsteroidal anti-inflammatory drugs	A	8	+
	Narcotic medicine for refractory pain	M	4	
	Tramadol	A	7	
	Acetaminophen	A	7	
	Intraarticular Corticosteroids	M	5	
	Arthroscopic Partial Meniscectomy or Loose Body Removal	M	5	-
	Realignment Osteotomy	M	5	

Scenario 500:	Treatment	Appropriateness	Median	Agreement
Pain at Rest or Night, Lack of Full Extension (> 5 degree flexion contracture) and/or Flexion (< 110 degrees), No Ligamentous Instability, Arthritic Involvement Predominantly in One Compartment, Severe Joint Space Narrowing, Limb Alignment - Varus/Valgus and/or Patellofemoral mal-alignment, Mechanical Symptoms Present, Middle-Aged	Self-Management Programs	A	9	+
	Prescribed Physical Therapy	A	8	+
	Hinged Knee Brace and/or Unloading Brace	M	6	
	Nonsteroidal anti-inflammatory drugs	A	7	
	Narcotic medicine for refractory pain	M	4	
	Tramadol	A	7	+
	Acetaminophen	A	7	
	Intraarticular Corticosteroids	A	7	
	Arthroscopic Partial Meniscectomy or Loose Body Removal	M	5	-
	Realignment Osteotomy	M	5	

Scenario 501:	Treatment	Appropriateness	Median	Agreement
Pain at Rest or Night, Lack of Full Extension (> 5 degree flexion contracture) and/or Flexion (< 110 degrees), No Ligamentous Instability, Arthritic Involvement Predominantly in One Compartment, Severe Joint Space Narrowing, Limb Alignment - Varus/Valgus and/or Patellofemoral mal-alignment, Mechanical Symptoms Present, Elderly	Self-Management Programs	A	9	+
	Prescribed Physical Therapy	A	8	+
	Hinged Knee Brace and/or Unloading Brace	M	6	
	Nonsteroidal anti-inflammatory drugs	A	7	
	Narcotic medicine for refractory pain	M	4	
	Tramadol	A	7	
	Acetaminophen	A	7	
	Intraarticular Corticosteroids	A	7	
	Arthroscopic Partial Meniscectomy or Loose Body Removal	M	5	-
	Realignment Osteotomy	R	3	

Scenario 502:	Treatment	Appropriateness	Median	Agreement
Pain at Rest or Night, Lack of Full Extension (> 5 degree flexion contracture) and/or Flexion (< 110 degrees), No Ligamentous Instability, Arthritic Involvement Predominantly in One Compartment, Severe Joint Space Narrowing, Limb Alignment - Varus/Valgus and/or Patellofemoral mal-alignment, Mechanical Symptoms Absent, Young	Self-Management Programs	A	9	+
	Prescribed Physical Therapy	A	8	+
	Hinged Knee Brace and/or Unloading Brace	M	5	
	Nonsteroidal anti-inflammatory drugs	A	8	+
	Narcotic medicine for refractory pain	M	4	
	Tramadol	A	7	
	Acetaminophen	A	7	
	Intraarticular Corticosteroids	M	5	
	Arthroscopic Partial Meniscectomy or Loose Body Removal	R	2	+
	Realignment Osteotomy	M	5	

Scenario 503:	Treatment	Appropriateness	Median	Agreement
Pain at Rest or Night, Lack of Full Extension (> 5 degree flexion contracture) and/or Flexion (< 110 degrees), No Ligamentous Instability, Arthritic Involvement Predominantly in One Compartment, Severe Joint Space Narrowing, Limb Alignment - Varus/Valgus and/or Patellofemoral mal-alignment, Mechanical Symptoms Absent, Middle-Aged	Self-Management Programs	A	9	+
	Prescribed Physical Therapy	A	8	+
	Hinged Knee Brace and/or Unloading Brace	M	6	
	Nonsteroidal anti-inflammatory drugs	A	8	+
	Narcotic medicine for refractory pain	M	4	
	Tramadol	A	7	+
	Acetaminophen	A	7	
	Intraarticular Corticosteroids	A	7	
	Arthroscopic Partial Meniscectomy or Loose Body Removal	R	2	+
	Realignment Osteotomy	M	4	

Scenario 504:	Treatment	Appropriateness	Median	Agreement
Pain at Rest or Night, Lack of Full Extension (> 5 degree flexion contracture) and/or Flexion (< 110 degrees), No Ligamentous Instability, Arthritic Involvement Predominantly in One Compartment, Severe Joint Space Narrowing, Limb Alignment - Varus/Valgus and/or Patellofemoral mal-alignment, Mechanical Symptoms Absent, Elderly	Self-Management Programs	A	9	+
	Prescribed Physical Therapy	A	8	+
	Hinged Knee Brace and/or Unloading Brace	M	6	
	Nonsteroidal anti-inflammatory drugs	A	7	
	Narcotic medicine for refractory pain	M	4	
	Tramadol	A	7	
	Acetaminophen	A	7	
	Intraarticular Corticosteroids	A	7	
	Arthroscopic Partial Meniscectomy or Loose Body Removal	R	2	+
	Realignment Osteotomy	R	2	

Scenario 505:	Treatment	Appropriateness	Median	Agreement
Pain at Rest or Night, Lack of Full Extension (> 5 degree flexion contracture) and/or Flexion (< 110 degrees), No Ligamentous Instability, Arthritic Involvement in More than One Compartment, Mild to Moderate Joint Space Narrowing, Limb Alignment - No Varus/Valgus/Patellofemoral Deformity, Mechanical Symptoms Present, Young	Self-Management Programs	A	9	+
	Prescribed Physical Therapy	A	8	+
	Hinged Knee Brace and/or Unloading Brace	M	4	
	Nonsteroidal anti-inflammatory drugs	A	8	+
	Narcotic medicine for refractory pain	M	4	
	Tramadol	A	7	
	Acetaminophen	A	7	
	Intraarticular Corticosteroids	M	5	
	Arthroscopic Partial Meniscectomy or Loose Body Removal	M	5	-
	Realignment Osteotomy	R	2	+

Scenario 506:	Treatment	Appropriateness	Median	Agreement
Pain at Rest or Night, Lack of Full Extension (> 5 degree flexion contracture) and/or Flexion (< 110 degrees), No Ligamentous Instability, Arthritic Involvement in More than One Compartment, Mild to Moderate Joint Space Narrowing, Limb Alignment - No Varus/Valgus/Patellofemoral Deformity, Mechanical Symptoms Present, Middle-Aged	Self-Management Programs	A	9	+
	Prescribed Physical Therapy	A	8	+
	Hinged Knee Brace and/or Unloading Brace	M	4	
	Nonsteroidal anti-inflammatory drugs	A	7	
	Narcotic medicine for refractory pain	M	4	
	Tramadol	A	7	+
	Acetaminophen	A	7	
	Intraarticular Corticosteroids	A	7	
	Arthroscopic Partial Meniscectomy or Loose Body Removal	M	5	
	Realignment Osteotomy	R	2	+

Scenario 507:	Treatment	Appropriateness	Median	Agreement
Pain at Rest or Night, Lack of Full Extension (> 5 degree flexion contracture) and/or Flexion (< 110 degrees), No Ligamentous Instability, Arthritic Involvement in More than One Compartment, Mild to Moderate Joint Space Narrowing, Limb Alignment - No Varus/Valgus/Patellofemoral Deformity, Mechanical Symptoms Present, Elderly	Self-Management Programs	A	9	+
	Prescribed Physical Therapy	A	7	+
	Hinged Knee Brace and/or Unloading Brace	M	4	
	Nonsteroidal anti-inflammatory drugs	M	6	
	Narcotic medicine for refractory pain	M	4	
	Tramadol	A	7	
	Acetaminophen	A	7	
	Intraarticular Corticosteroids	A	7	
	Arthroscopic Partial Meniscectomy or Loose Body Removal	M	5	
	Realignment Osteotomy	R	2	+

Scenario 508:	Treatment	Appropriateness	Median	Agreement
Pain at Rest or Night, Lack of Full Extension (> 5 degree flexion contracture) and/or Flexion (< 110 degrees), No Ligamentous Instability, Arthritic Involvement in More than One Compartment, Mild to Moderate Joint Space Narrowing, Limb Alignment - No Varus/Valgus/Patellofemoral Deformity, Mechanical Symptoms Absent, Young	Self-Management Programs	A	9	+
	Prescribed Physical Therapy	A	8	+
	Hinged Knee Brace and/or Unloading Brace	M	4	
	Nonsteroidal anti-inflammatory drugs	A	8	+
	Narcotic medicine for refractory pain	M	4	
	Tramadol	A	7	
	Acetaminophen	A	7	
	Intraarticular Corticosteroids	M	5	
	Arthroscopic Partial Meniscectomy or Loose Body Removal	R	2	+
	Realignment Osteotomy	R	2	+

Scenario 509:	Treatment	Appropriateness	Median	Agreement
Pain at Rest or Night, Lack of Full Extension (> 5 degree flexion contracture) and/or Flexion (< 110 degrees), No Ligamentous Instability, Arthritic Involvement in More than One Compartment, Mild to Moderate Joint Space Narrowing, Limb Alignment - No Varus/Valgus/Patellofemoral Deformity, Mechanical Symptoms Absent, Middle-Aged	Self-Management Programs	A	9	+
	Prescribed Physical Therapy	A	8	+
	Hinged Knee Brace and/or Unloading Brace	M	5	
	Nonsteroidal anti-inflammatory drugs	A	8	
	Narcotic medicine for refractory pain	M	4	
	Tramadol	A	7	+
	Acetaminophen	A	7	
	Intraarticular Corticosteroids	A	7	
	Arthroscopic Partial Meniscectomy or Loose Body Removal	R	2	
	Realignment Osteotomy	R	1	+

Scenario 510:	Treatment	Appropriateness	Median	Agreement
Pain at Rest or Night, Lack of Full Extension (> 5 degree flexion contracture) and/or Flexion (< 110 degrees), No Ligamentous Instability, Arthritic Involvement in More than One Compartment, Mild to Moderate Joint Space Narrowing, Limb Alignment - No Varus/Valgus/Patellofemoral Deformity, Mechanical Symptoms Absent, Elderly	Self-Management Programs	A	9	+
	Prescribed Physical Therapy	A	7	+
	Hinged Knee Brace and/or Unloading Brace	M	5	
	Nonsteroidal anti-inflammatory drugs	A	7	
	Narcotic medicine for refractory pain	M	4	
	Tramadol	A	7	
	Acetaminophen	A	7	
	Intraarticular Corticosteroids	A	7	
	Arthroscopic Partial Meniscectomy or Loose Body Removal	R	2	+
	Realignment Osteotomy	R	1	+

Scenario 511:	Treatment	Appropriateness	Median	Agreement
Pain at Rest or Night, Lack of Full Extension (> 5 degree flexion contracture) and/or Flexion (< 110 degrees), No Ligamentous Instability, Arthritic Involvement in More than One Compartment, Mild to Moderate Joint Space Narrowing, Limb Alignment - Varus/Valgus and/or Patellofemoral mal-alignment, Mechanical Symptoms Present, Young	Self-Management Programs	A	9	+
	Prescribed Physical Therapy	A	8	+
	Hinged Knee Brace and/or Unloading Brace	M	5	
	Nonsteroidal anti-inflammatory drugs	A	8	+
	Narcotic medicine for refractory pain	M	4	
	Tramadol	A	7	
	Acetaminophen	A	7	
	Intraarticular Corticosteroids	M	5	
	Arthroscopic Partial Meniscectomy or Loose Body Removal	M	6	
	Realignment Osteotomy	M	4	

Scenario 512:	Treatment	Appropriateness	Median	Agreement
Pain at Rest or Night, Lack of Full Extension (> 5 degree flexion contracture) and/or Flexion (< 110 degrees), No Ligamentous Instability, Arthritic Involvement in More than One Compartment, Mild to Moderate Joint Space Narrowing, Limb Alignment - Varus/Valgus and/or Patellofemoral mal-alignment, Mechanical Symptoms Present, Middle-Aged	Self-Management Programs	A	9	+
	Prescribed Physical Therapy	A	8	+
	Hinged Knee Brace and/or Unloading Brace	M	5	
	Nonsteroidal anti-inflammatory drugs	A	7	
	Narcotic medicine for refractory pain	M	4	
	Tramadol	A	7	+
	Acetaminophen	A	7	
	Intraarticular Corticosteroids	A	7	
	Arthroscopic Partial Meniscectomy or Loose Body Removal	M	6	
	Realignment Osteotomy	R	3	

Scenario 513:	Treatment	Appropriateness	Median	Agreement
Pain at Rest or Night, Lack of Full Extension (> 5 degree flexion contracture) and/or Flexion (< 110 degrees), No Ligamentous Instability, Arthritic Involvement in More than One Compartment, Mild to Moderate Joint Space Narrowing, Limb Alignment - Varus/Valgus and/or Patellofemoral mal-alignment, Mechanical Symptoms Present, Elderly	Self-Management Programs	A	9	+
	Prescribed Physical Therapy	A	8	+
	Hinged Knee Brace and/or Unloading Brace	M	5	
	Nonsteroidal anti-inflammatory drugs	A	7	
	Narcotic medicine for refractory pain	M	4	
	Tramadol	A	7	
	Acetaminophen	A	7	
	Intraarticular Corticosteroids	A	7	
	Arthroscopic Partial Meniscectomy or Loose Body Removal	M	6	
	Realignment Osteotomy	R	2	

Scenario 514:	Treatment	Appropriateness	Median	Agreement
Pain at Rest or Night, Lack of Full Extension (> 5 degree flexion contracture) and/or Flexion (< 110 degrees), No Ligamentous Instability, Arthritic Involvement in More than One Compartment, Mild to Moderate Joint Space Narrowing, Limb Alignment - Varus/Valgus and/or Patellofemoral mal-alignment, Mechanical Symptoms Absent, Young	Self-Management Programs	A	9	+
	Prescribed Physical Therapy	A	8	+
	Hinged Knee Brace and/or Unloading Brace	M	5	-
	Nonsteroidal anti-inflammatory drugs	A	8	+
	Narcotic medicine for refractory pain	M	4	
	Tramadol	A	7	
	Acetaminophen	A	7	
	Intraarticular Corticosteroids	M	5	
	Arthroscopic Partial Meniscectomy or Loose Body Removal	R	2	+
	Realignment Osteotomy	R	3	

Scenario 515:	Treatment	Appropriateness	Median	Agreement
Pain at Rest or Night, Lack of Full Extension (> 5 degree flexion contracture) and/or Flexion (< 110 degrees), No Ligamentous Instability, Arthritic Involvement in More than One Compartment, Mild to Moderate Joint Space Narrowing, Limb Alignment - Varus/Valgus and/or Patellofemoral mal-alignment, Mechanical Symptoms Absent, Middle-Aged	Self-Management Programs	A	9	+
	Prescribed Physical Therapy	A	8	+
	Hinged Knee Brace and/or Unloading Brace	M	5	-
	Nonsteroidal anti-inflammatory drugs	A	7	+
	Narcotic medicine for refractory pain	M	4	
	Tramadol	A	7	+
	Acetaminophen	A	7	
	Intraarticular Corticosteroids	A	7	
	Arthroscopic Partial Meniscectomy or Loose Body Removal	R	2	+
	Realignment Osteotomy	R	2	

Scenario 516:	Treatment	Appropriateness	Median	Agreement
Pain at Rest or Night, Lack of Full Extension (> 5 degree flexion contracture) and/or Flexion (< 110 degrees), No Ligamentous Instability, Arthritic Involvement in More than One Compartment, Mild to Moderate Joint Space Narrowing, Limb Alignment - Varus/Valgus and/or Patellofemoral mal-alignment, Mechanical Symptoms Absent, Elderly	Self-Management Programs	A	9	+
	Prescribed Physical Therapy	A	8	+
	Hinged Knee Brace and/or Unloading Brace	M	5	-
	Nonsteroidal anti-inflammatory drugs	A	7	
	Narcotic medicine for refractory pain	M	4	
	Tramadol	A	7	
	Acetaminophen	A	7	
	Intraarticular Corticosteroids	A	7	
	Arthroscopic Partial Meniscectomy or Loose Body Removal	R	2	+
	Realignment Osteotomy	R	2	

Scenario 517:	Treatment	Appropriateness	Median	Agreement
Pain at Rest or Night, Lack of Full Extension (> 5 degree flexion contracture) and/or Flexion (< 110 degrees), No Ligamentous Instability, Arthritic Involvement in More than One Compartment, Severe Joint Space Narrowing, Limb Alignment - No Varus/Valgus/Patellofemoral Deformity, Mechanical Symptoms Present, Young	Self-Management Programs	A	9	+
	Prescribed Physical Therapy	A	8	+
	Hinged Knee Brace and/or Unloading Brace	M	4	
	Nonsteroidal anti-inflammatory drugs	A	8	
	Narcotic medicine for refractory pain	M	4	
	Tramadol	A	7	
	Acetaminophen	A	7	
	Intraarticular Corticosteroids	M	5	
	Arthroscopic Partial Meniscectomy or Loose Body Removal	M	5	-
	Realignment Osteotomy	R	2	+

Scenario 518:	Treatment	Appropriateness	Median	Agreement
Pain at Rest or Night, Lack of Full Extension (> 5 degree flexion contracture) and/or Flexion (< 110 degrees), No Ligamentous Instability, Arthritic Involvement in More than One Compartment, Severe Joint Space Narrowing, Limb Alignment - No Varus/Valgus/Patellofemoral Deformity, Mechanical Symptoms Present, Middle-Aged	Self-Management Programs	A	9	+
	Prescribed Physical Therapy	A	8	+
	Hinged Knee Brace and/or Unloading Brace	M	4	
	Nonsteroidal anti-inflammatory drugs	A	7	
	Narcotic medicine for refractory pain	M	5	
	Tramadol	A	7	+
	Acetaminophen	A	7	
	Intraarticular Corticosteroids	A	7	
	Arthroscopic Partial Meniscectomy or Loose Body Removal	M	5	-
	Realignment Osteotomy	R	1	+

Scenario 519:	Treatment	Appropriateness	Median	Agreement
Pain at Rest or Night, Lack of Full Extension (> 5 degree flexion contracture) and/or Flexion (< 110 degrees), No Ligamentous Instability, Arthritic Involvement in More than One Compartment, Severe Joint Space Narrowing, Limb Alignment - No Varus/Valgus/Patellofemoral Deformity, Mechanical Symptoms Present, Elderly	Self-Management Programs	A	9	+
	Prescribed Physical Therapy	A	7	+
	Hinged Knee Brace and/or Unloading Brace	M	4	
	Nonsteroidal anti-inflammatory drugs	M	6	
	Narcotic medicine for refractory pain	M	5	
	Tramadol	A	7	
	Acetaminophen	A	7	
	Intraarticular Corticosteroids	A	7	
	Arthroscopic Partial Meniscectomy or Loose Body Removal	M	5	-
	Realignment Osteotomy	R	2	+

Scenario 520:	Treatment	Appropriateness	Median	Agreement
Pain at Rest or Night, Lack of Full Extension (> 5 degree flexion contracture) and/or Flexion (< 110 degrees), No Ligamentous Instability, Arthritic Involvement in More than One Compartment, Severe Joint Space Narrowing, Limb Alignment - No Varus/Valgus/Patellofemoral Deformity, Mechanical Symptoms Absent, Young	Self-Management Programs	A	9	+
	Prescribed Physical Therapy	A	8	+
	Hinged Knee Brace and/or Unloading Brace	M	5	
	Nonsteroidal anti-inflammatory drugs	A	8	+
	Narcotic medicine for refractory pain	M	4	
	Tramadol	A	7	
	Acetaminophen	A	7	
	Intraarticular Corticosteroids	M	6	
	Arthroscopic Partial Meniscectomy or Loose Body Removal	R	2	+
	Realignment Osteotomy	R	2	+

Scenario 521:	Treatment	Appropriateness	Median	Agreement
Pain at Rest or Night, Lack of Full Extension (> 5 degree flexion contracture) and/or Flexion (< 110 degrees), No Ligamentous Instability, Arthritic Involvement in More than One Compartment, Severe Joint Space Narrowing, Limb Alignment - No Varus/Valgus/Patellofemoral Deformity, Mechanical Symptoms Absent, Middle-Aged	Self-Management Programs	A	9	+
	Prescribed Physical Therapy	A	8	+
	Hinged Knee Brace and/or Unloading Brace	M	5	
	Nonsteroidal anti-inflammatory drugs	A	8	
	Narcotic medicine for refractory pain	M	5	
	Tramadol	A	7	+
	Acetaminophen	A	7	
	Intraarticular Corticosteroids	A	7	
	Arthroscopic Partial Meniscectomy or Loose Body Removal	R	2	+
	Realignment Osteotomy	R	1	+

Scenario 522:	Treatment	Appropriateness	Median	Agreement
Pain at Rest or Night, Lack of Full Extension (> 5 degree flexion contracture) and/or Flexion (< 110 degrees), No Ligamentous Instability, Arthritic Involvement in More than One Compartment, Severe Joint Space Narrowing, Limb Alignment - No Varus/Valgus/Patellofemoral Deformity, Mechanical Symptoms Absent, Elderly	Self-Management Programs	A	9	+
	Prescribed Physical Therapy	A	8	+
	Hinged Knee Brace and/or Unloading Brace	M	4	
	Nonsteroidal anti-inflammatory drugs	A	7	
	Narcotic medicine for refractory pain	M	5	
	Tramadol	A	7	
	Acetaminophen	A	7	
	Intraarticular Corticosteroids	A	7	
	Arthroscopic Partial Meniscectomy or Loose Body Removal	R	2	+
	Realignment Osteotomy	R	1	+

Scenario 523:	Treatment	Appropriateness	Median	Agreement
Pain at Rest or Night, Lack of Full Extension (> 5 degree flexion contracture) and/or Flexion (< 110 degrees), No Ligamentous Instability, Arthritic Involvement in More than One Compartment, Severe Joint Space Narrowing, Limb Alignment - Varus/Valgus and/or Patellofemoral mal-alignment, Mechanical Symptoms Present, Young	Self-Management Programs	A	9	+
	Prescribed Physical Therapy	A	8	+
	Hinged Knee Brace and/or Unloading Brace	M	5	
	Nonsteroidal anti-inflammatory drugs	A	8	+
	Narcotic medicine for refractory pain	M	4	
	Tramadol	A	7	
	Acetaminophen	A	7	
	Intraarticular Corticosteroids	M	5	
	Arthroscopic Partial Meniscectomy or Loose Body Removal	M	5	-
	Realignment Osteotomy	M	4	

Scenario 524:	Treatment	Appropriateness	Median	Agreement
Pain at Rest or Night, Lack of Full Extension (> 5 degree flexion contracture) and/or Flexion (< 110 degrees), No Ligamentous Instability, Arthritic Involvement in More than One Compartment, Severe Joint Space Narrowing, Limb Alignment - Varus/Valgus and/or Patellofemoral mal-alignment, Mechanical Symptoms Present, Middle-Aged	Self-Management Programs	A	9	+
	Prescribed Physical Therapy	A	8	+
	Hinged Knee Brace and/or Unloading Brace	M	5	
	Nonsteroidal anti-inflammatory drugs	A	7	
	Narcotic medicine for refractory pain	M	5	
	Tramadol	A	7	+
	Acetaminophen	A	7	
	Intraarticular Corticosteroids	A	7	
	Arthroscopic Partial Meniscectomy or Loose Body Removal	M	5	-
	Realignment Osteotomy	R	3	

Scenario 525:	Treatment	Appropriateness	Median	Agreement
Pain at Rest or Night, Lack of Full Extension (> 5 degree flexion contracture) and/or Flexion (< 110 degrees), No Ligamentous Instability, Arthritic Involvement in More than One Compartment, Severe Joint Space Narrowing, Limb Alignment - Varus/Valgus and/or Patellofemoral mal-alignment, Mechanical Symptoms Present, Elderly	Self-Management Programs	A	9	+
	Prescribed Physical Therapy	A	8	+
	Hinged Knee Brace and/or Unloading Brace	M	6	
	Nonsteroidal anti-inflammatory drugs	A	7	
	Narcotic medicine for refractory pain	M	5	
	Tramadol	A	7	
	Acetaminophen	A	7	
	Intraarticular Corticosteroids	A	7	
	Arthroscopic Partial Meniscectomy or Loose Body Removal	M	5	
	Realignment Osteotomy	R	2	

Scenario 526:	Treatment	Appropriateness	Median	Agreement
Pain at Rest or Night, Lack of Full Extension (> 5 degree flexion contracture) and/or Flexion (< 110 degrees), No Ligamentous Instability, Arthritic Involvement in More than One Compartment, Severe Joint Space Narrowing, Limb Alignment - Varus/Valgus and/or Patellofemoral mal-alignment, Mechanical Symptoms Absent, Young	Self-Management Programs	A	9	+
	Prescribed Physical Therapy	A	8	+
	Hinged Knee Brace and/or Unloading Brace	M	5	-
	Nonsteroidal anti-inflammatory drugs	A	8	+
	Narcotic medicine for refractory pain	M	4	
	Tramadol	A	7	
	Acetaminophen	A	7	
	Intraarticular Corticosteroids	M	6	
	Arthroscopic Partial Meniscectomy or Loose Body Removal	R	2	+
	Realignment Osteotomy	M	4	

Scenario 527:	Treatment	Appropriateness	Median	Agreement
Pain at Rest or Night, Lack of Full Extension (> 5 degree flexion contracture) and/or Flexion (< 110 degrees), No Ligamentous Instability, Arthritic Involvement in More than One Compartment, Severe Joint Space Narrowing, Limb Alignment - Varus/Valgus and/or Patellofemoral mal-alignment, Mechanical Symptoms Absent, Middle-Aged	Self-Management Programs	A	9	+
	Prescribed Physical Therapy	A	8	+
	Hinged Knee Brace and/or Unloading Brace	M	5	
	Nonsteroidal anti-inflammatory drugs	A	7	+
	Narcotic medicine for refractory pain	M	5	
	Tramadol	A	7	+
	Acetaminophen	A	7	
	Intraarticular Corticosteroids	A	7	
	Arthroscopic Partial Meniscectomy or Loose Body Removal	R	2	+
	Realignment Osteotomy	R	3	

Scenario 528:	Treatment	Appropriateness	Median	Agreement
Pain at Rest or Night, Lack of Full Extension (> 5 degree flexion contracture) and/or Flexion (< 110 degrees), No Ligamentous Instability, Arthritic Involvement in More than One Compartment, Severe Joint Space Narrowing, Limb Alignment - Varus/Valgus and/or Patellofemoral mal-alignment, Mechanical Symptoms Absent, Elderly	Self-Management Programs	A	9	+
	Prescribed Physical Therapy	A	8	+
	Hinged Knee Brace and/or Unloading Brace	M	5	
	Nonsteroidal anti-inflammatory drugs	A	7	
	Narcotic medicine for refractory pain	M	5	
	Tramadol	A	7	
	Acetaminophen	A	7	
	Intraarticular Corticosteroids	A	7	
	Arthroscopic Partial Meniscectomy or Loose Body Removal	R	2	+
	Realignment Osteotomy	R	2	

Scenario 529:	Treatment	Appropriateness	Median	Agreement
Pain at Rest or Night, Lack of Full Extension (> 5 degree flexion contracture) and/or Flexion (< 110 degrees), Ligamentous Instability, Arthritic Involvement Predominantly in One Compartment, Mild to Moderate Joint Space Narrowing, Limb Alignment - No Varus/Valgus/Patellofemoral Deformity, Mechanical Symptoms Present, Young	Self-Management Programs	A	9	+
	Prescribed Physical Therapy	A	8	+
	Hinged Knee Brace and/or Unloading Brace	M	6	
	Nonsteroidal anti-inflammatory drugs	A	8	+
	Narcotic medicine for refractory pain	M	4	
	Tramadol	A	7	
	Acetaminophen	A	7	
	Intraarticular Corticosteroids	M	6	
	Arthroscopic Partial Meniscectomy or Loose Body Removal	A	7	
	Realignment Osteotomy	R	2	

Scenario 530:	Treatment	Appropriateness	Median	Agreement
Pain at Rest or Night, Lack of Full Extension (> 5 degree flexion contracture) and/or Flexion (< 110 degrees), Ligamentous Instability, Arthritic Involvement Predominantly in One Compartment, Mild to Moderate Joint Space Narrowing, Limb Alignment - No Varus/Valgus/Patellofemoral Deformity, Mechanical Symptoms Present, Middle-Aged	Self-Management Programs	A	9	+
	Prescribed Physical Therapy	A	8	+
	Hinged Knee Brace and/or Unloading Brace	M	6	
	Nonsteroidal anti-inflammatory drugs	A	7	
	Narcotic medicine for refractory pain	M	4	
	Tramadol	A	7	
	Acetaminophen	A	7	
	Intraarticular Corticosteroids	A	7	
	Arthroscopic Partial Meniscectomy or Loose Body Removal	A	7	
	Realignment Osteotomy	R	2	

Scenario 531:	Treatment	Appropriateness	Median	Agreement
Pain at Rest or Night, Lack of Full Extension (> 5 degree flexion contracture) and/or Flexion (< 110 degrees), Ligamentous Instability, Arthritic Involvement Predominantly in One Compartment, Mild to Moderate Joint Space Narrowing, Limb Alignment - No Varus/Valgus/Patellofemoral Deformity, Mechanical Symptoms Present, Elderly	Self-Management Programs	A	9	+
	Prescribed Physical Therapy	A	8	+
	Hinged Knee Brace and/or Unloading Brace	M	6	
	Nonsteroidal anti-inflammatory drugs	A	7	
	Narcotic medicine for refractory pain	M	5	
	Tramadol	A	7	
	Acetaminophen	A	7	
	Intraarticular Corticosteroids	A	7	
	Arthroscopic Partial Meniscectomy or Loose Body Removal	M	6	
	Realignment Osteotomy	R	2	+

Scenario 532:	Treatment	Appropriateness	Median	Agreement
Pain at Rest or Night, Lack of Full Extension (> 5 degree flexion contracture) and/or Flexion (< 110 degrees), Ligamentous Instability, Arthritic Involvement Predominantly in One Compartment, Mild to Moderate Joint Space Narrowing, Limb Alignment - No Varus/Valgus/Patellofemoral Deformity, Mechanical Symptoms Absent, Young	Self-Management Programs	A	9	+
	Prescribed Physical Therapy	A	8	+
	Hinged Knee Brace and/or Unloading Brace	M	6	
	Nonsteroidal anti-inflammatory drugs	A	8	+
	Narcotic medicine for refractory pain	M	4	
	Tramadol	A	7	
	Acetaminophen	A	7	
	Intraarticular Corticosteroids	M	5	
	Arthroscopic Partial Meniscectomy or Loose Body Removal	R	2	
	Realignment Osteotomy	R	2	

Scenario 533:	Treatment	Appropriateness	Median	Agreement
Pain at Rest or Night, Lack of Full Extension (> 5 degree flexion contracture) and/or Flexion (< 110 degrees), Ligamentous Instability, Arthritic Involvement Predominantly in One Compartment, Mild to Moderate Joint Space Narrowing, Limb Alignment - No Varus/Valgus/Patellofemoral Deformity, Mechanical Symptoms Absent, Middle-Aged	Self-Management Programs	A	9	+
	Prescribed Physical Therapy	A	8	+
	Hinged Knee Brace and/or Unloading Brace	M	6	
	Nonsteroidal anti-inflammatory drugs	A	7	+
	Narcotic medicine for refractory pain	M	4	
	Tramadol	A	7	
	Acetaminophen	A	7	
	Intraarticular Corticosteroids	A	7	
	Arthroscopic Partial Meniscectomy or Loose Body Removal	R	2	
	Realignment Osteotomy	R	2	+

Scenario 534:	Treatment	Appropriateness	Median	Agreement
Pain at Rest or Night, Lack of Full Extension (> 5 degree flexion contracture) and/or Flexion (< 110 degrees), Ligamentous Instability, Arthritic Involvement Predominantly in One Compartment, Mild to Moderate Joint Space Narrowing, Limb Alignment - No Varus/Valgus/Patellofemoral Deformity, Mechanical Symptoms Absent, Elderly	Self-Management Programs	A	9	+
	Prescribed Physical Therapy	A	8	+
	Hinged Knee Brace and/or Unloading Brace	M	6	
	Nonsteroidal anti-inflammatory drugs	A	7	
	Narcotic medicine for refractory pain	M	5	
	Tramadol	A	7	
	Acetaminophen	A	7	
	Intraarticular Corticosteroids	A	8	
	Arthroscopic Partial Meniscectomy or Loose Body Removal	R	2	+
	Realignment Osteotomy	R	1	+

Scenario 535:	Treatment	Appropriateness	Median	Agreement
Pain at Rest or Night, Lack of Full Extension (> 5 degree flexion contracture) and/or Flexion (< 110 degrees), Ligamentous Instability, Arthritic Involvement Predominantly in One Compartment, Mild to Moderate Joint Space Narrowing, Limb Alignment - Varus/Valgus and/or Patellofemoral mal-alignment, Mechanical Symptoms Present, Young	Self-Management Programs	A	9	+
	Prescribed Physical Therapy	A	8	+
	Hinged Knee Brace and/or Unloading Brace	M	6	
	Nonsteroidal anti-inflammatory drugs	A	8	+
	Narcotic medicine for refractory pain	M	4	
	Tramadol	A	7	
	Acetaminophen	A	7	
	Intraarticular Corticosteroids	M	6	
	Arthroscopic Partial Meniscectomy or Loose Body Removal	A	7	
	Realignment Osteotomy	M	5	

Scenario 536:	Treatment	Appropriateness	Median	Agreement
Pain at Rest or Night, Lack of Full Extension (> 5 degree flexion contracture) and/or Flexion (< 110 degrees), Ligamentous Instability, Arthritic Involvement Predominantly in One Compartment, Mild to Moderate Joint Space Narrowing, Limb Alignment - Varus/Valgus and/or Patellofemoral mal-alignment, Mechanical Symptoms Present, Middle-Aged	Self-Management Programs	A	9	+
	Prescribed Physical Therapy	A	8	+
	Hinged Knee Brace and/or Unloading Brace	M	6	
	Nonsteroidal anti-inflammatory drugs	A	7	
	Narcotic medicine for refractory pain	M	5	
	Tramadol	A	7	
	Acetaminophen	A	7	
	Intraarticular Corticosteroids	A	7	
	Arthroscopic Partial Meniscectomy or Loose Body Removal	A	7	
	Realignment Osteotomy	M	4	

Scenario 537:	Treatment	Appropriateness	Median	Agreement
Pain at Rest or Night, Lack of Full Extension (> 5 degree flexion contracture) and/or Flexion (< 110 degrees), Ligamentous Instability, Arthritic Involvement Predominantly in One Compartment, Mild to Moderate Joint Space Narrowing, Limb Alignment - Varus/Valgus and/or Patellofemoral mal-alignment, Mechanical Symptoms Present, Elderly	Self-Management Programs	A	9	+
	Prescribed Physical Therapy	A	8	+
	Hinged Knee Brace and/or Unloading Brace	M	6	
	Nonsteroidal anti-inflammatory drugs	A	7	
	Narcotic medicine for refractory pain	M	5	
	Tramadol	A	7	
	Acetaminophen	A	7	
	Intraarticular Corticosteroids	A	7	
	Arthroscopic Partial Meniscectomy or Loose Body Removal	M	6	
	Realignment Osteotomy	R	3	

Scenario 538:	Treatment	Appropriateness	Median	Agreement
Pain at Rest or Night, Lack of Full Extension (> 5 degree flexion contracture) and/or Flexion (< 110 degrees), Ligamentous Instability, Arthritic Involvement Predominantly in One Compartment, Mild to Moderate Joint Space Narrowing, Limb Alignment - Varus/Valgus and/or Patellofemoral mal-alignment, Mechanical Symptoms Absent, Young	Self-Management Programs	A	9	+
	Prescribed Physical Therapy	A	8	+
	Hinged Knee Brace and/or Unloading Brace	M	6	
	Nonsteroidal anti-inflammatory drugs	A	8	+
	Narcotic medicine for refractory pain	M	4	
	Tramadol	A	7	
	Acetaminophen	A	7	
	Intraarticular Corticosteroids	M	6	
	Arthroscopic Partial Meniscectomy or Loose Body Removal	R	2	+
	Realignment Osteotomy	M	5	

Scenario 539:	Treatment	Appropriateness	Median	Agreement
Pain at Rest or Night, Lack of Full Extension (> 5 degree flexion contracture) and/or Flexion (< 110 degrees), Ligamentous Instability, Arthritic Involvement Predominantly in One Compartment, Mild to Moderate Joint Space Narrowing, Limb Alignment - Varus/Valgus and/or Patellofemoral mal-alignment, Mechanical Symptoms Absent, Middle-Aged	Self-Management Programs	A	9	+
	Prescribed Physical Therapy	A	8	+
	Hinged Knee Brace and/or Unloading Brace	M	6	
	Nonsteroidal anti-inflammatory drugs	A	7	+
	Narcotic medicine for refractory pain	M	4	
	Tramadol	A	7	
	Acetaminophen	A	7	
	Intraarticular Corticosteroids	A	7	
	Arthroscopic Partial Meniscectomy or Loose Body Removal	R	2	+
	Realignment Osteotomy	M	4	

Scenario 540:	Treatment	Appropriateness	Median	Agreement
Pain at Rest or Night, Lack of Full Extension (> 5 degree flexion contracture) and/or Flexion (< 110 degrees), Ligamentous Instability, Arthritic Involvement Predominantly in One Compartment, Mild to Moderate Joint Space Narrowing, Limb Alignment - Varus/Valgus and/or Patellofemoral mal-alignment, Mechanical Symptoms Absent, Elderly	Self-Management Programs	A	9	+
	Prescribed Physical Therapy	A	8	+
	Hinged Knee Brace and/or Unloading Brace	M	6	
	Nonsteroidal anti-inflammatory drugs	A	7	
	Narcotic medicine for refractory pain	M	5	
	Tramadol	A	7	
	Acetaminophen	A	7	
	Intraarticular Corticosteroids	A	8	
	Arthroscopic Partial Meniscectomy or Loose Body Removal	R	2	+
	Realignment Osteotomy	R	2	

Scenario 541:	Treatment	Appropriateness	Median	Agreement
Pain at Rest or Night, Lack of Full Extension (> 5 degree flexion contracture) and/or Flexion (< 110 degrees), Ligamentous Instability, Arthritic Involvement Predominantly in One Compartment, Severe Joint Space Narrowing, Limb Alignment - No Varus/Valgus/Patellofemoral Deformity, Mechanical Symptoms Present, Young	Self-Management Programs	A	9	+
	Prescribed Physical Therapy	A	8	+
	Hinged Knee Brace and/or Unloading Brace	M	6	
	Nonsteroidal anti-inflammatory drugs	A	8	+
	Narcotic medicine for refractory pain	M	4	
	Tramadol	A	7	
	Acetaminophen	A	7	
	Intraarticular Corticosteroids	M	6	
	Arthroscopic Partial Meniscectomy or Loose Body Removal	M	5	-
	Realignment Osteotomy	R	2	

Scenario 542:	Treatment	Appropriateness	Median	Agreement
Pain at Rest or Night, Lack of Full Extension (> 5 degree flexion contracture) and/or Flexion (< 110 degrees), Ligamentous Instability, Arthritic Involvement Predominantly in One Compartment, Severe Joint Space Narrowing, Limb Alignment - No Varus/Valgus/Patellofemoral Deformity, Mechanical Symptoms Present, Middle-Aged	Self-Management Programs	A	9	+
	Prescribed Physical Therapy	A	8	+
	Hinged Knee Brace and/or Unloading Brace	M	6	
	Nonsteroidal anti-inflammatory drugs	A	7	
	Narcotic medicine for refractory pain	M	5	
	Tramadol	A	7	
	Acetaminophen	A	7	
	Intraarticular Corticosteroids	A	7	
	Arthroscopic Partial Meniscectomy or Loose Body Removal	A	7	-
	Realignment Osteotomy	R	2	+

Scenario 543:	Treatment	Appropriateness	Median	Agreement
Pain at Rest or Night, Lack of Full Extension (> 5 degree flexion contracture) and/or Flexion (< 110 degrees), Ligamentous Instability, Arthritic Involvement Predominantly in One Compartment, Severe Joint Space Narrowing, Limb Alignment - No Varus/Valgus/Patellofemoral Deformity, Mechanical Symptoms Present, Elderly	Self-Management Programs	A	9	+
	Prescribed Physical Therapy	A	8	+
	Hinged Knee Brace and/or Unloading Brace	M	6	
	Nonsteroidal anti-inflammatory drugs	A	7	
	Narcotic medicine for refractory pain	M	5	
	Tramadol	A	7	
	Acetaminophen	A	7	
	Intraarticular Corticosteroids	A	7	
	Arthroscopic Partial Meniscectomy or Loose Body Removal	M	5	-
	Realignment Osteotomy	R	2	+

Scenario 544:	Treatment	Appropriateness	Median	Agreement
Pain at Rest or Night, Lack of Full Extension (> 5 degree flexion contracture) and/or Flexion (< 110 degrees), Ligamentous Instability, Arthritic Involvement Predominantly in One Compartment, Severe Joint Space Narrowing, Limb Alignment - No Varus/Valgus/Patellofemoral Deformity, Mechanical Symptoms Absent, Young	Self-Management Programs	A	9	+
	Prescribed Physical Therapy	A	8	+
	Hinged Knee Brace and/or Unloading Brace	M	6	
	Nonsteroidal anti-inflammatory drugs	A	8	+
	Narcotic medicine for refractory pain	M	4	
	Tramadol	A	7	
	Acetaminophen	A	7	
	Intraarticular Corticosteroids	M	5	
	Arthroscopic Partial Meniscectomy or Loose Body Removal	R	2	
	Realignment Osteotomy	R	2	

Scenario 545:	Treatment	Appropriateness	Median	Agreement
Pain at Rest or Night, Lack of Full Extension (> 5 degree flexion contracture) and/or Flexion (< 110 degrees), Ligamentous Instability, Arthritic Involvement Predominantly in One Compartment, Severe Joint Space Narrowing, Limb Alignment - No Varus/Valgus/Patellofemoral Deformity, Mechanical Symptoms Absent, Middle-Aged	Self-Management Programs	A	9	+
	Prescribed Physical Therapy	A	8	+
	Hinged Knee Brace and/or Unloading Brace	M	6	
	Nonsteroidal anti-inflammatory drugs	A	7	+
	Narcotic medicine for refractory pain	M	5	
	Tramadol	A	7	
	Acetaminophen	A	7	
	Intraarticular Corticosteroids	A	7	
	Arthroscopic Partial Meniscectomy or Loose Body Removal	R	2	
	Realignment Osteotomy	R	1	+

Scenario 546:	Treatment	Appropriateness	Median	Agreement
Pain at Rest or Night, Lack of Full Extension (> 5 degree flexion contracture) and/or Flexion (< 110 degrees), Ligamentous Instability, Arthritic Involvement Predominantly in One Compartment, Severe Joint Space Narrowing, Limb Alignment - No Varus/Valgus/Patellofemoral Deformity, Mechanical Symptoms Absent, Elderly	Self-Management Programs	A	9	+
	Prescribed Physical Therapy	A	8	+
	Hinged Knee Brace and/or Unloading Brace	M	6	
	Nonsteroidal anti-inflammatory drugs	A	7	
	Narcotic medicine for refractory pain	M	5	
	Tramadol	A	7	
	Acetaminophen	A	7	
	Intraarticular Corticosteroids	A	7	
	Arthroscopic Partial Meniscectomy or Loose Body Removal	R	2	+
	Realignment Osteotomy	R	2	+

Scenario 547:	Treatment	Appropriateness	Median	Agreement
Pain at Rest or Night, Lack of Full Extension (> 5 degree flexion contracture) and/or Flexion (< 110 degrees), Ligamentous Instability, Arthritic Involvement Predominantly in One Compartment, Severe Joint Space Narrowing, Limb Alignment - Varus/Valgus and/or Patellofemoral mal-alignment, Mechanical Symptoms Present, Young	Self-Management Programs	A	9	+
	Prescribed Physical Therapy	A	8	+
	Hinged Knee Brace and/or Unloading Brace	M	6	
	Nonsteroidal anti-inflammatory drugs	A	8	+
	Narcotic medicine for refractory pain	M	4	
	Tramadol	A	7	
	Acetaminophen	A	7	
	Intraarticular Corticosteroids	M	6	
	Arthroscopic Partial Meniscectomy or Loose Body Removal	M	5	-
	Realignment Osteotomy	M	5	

Scenario 548:	Treatment	Appropriateness	Median	Agreement
Pain at Rest or Night, Lack of Full Extension (> 5 degree flexion contracture) and/or Flexion (< 110 degrees), Ligamentous Instability, Arthritic Involvement Predominantly in One Compartment, Severe Joint Space Narrowing, Limb Alignment - Varus/Valgus and/or Patellofemoral mal-alignment, Mechanical Symptoms Present, Middle-Aged	Self-Management Programs	A	9	+
	Prescribed Physical Therapy	A	8	+
	Hinged Knee Brace and/or Unloading Brace	M	6	
	Nonsteroidal anti-inflammatory drugs	A	7	
	Narcotic medicine for refractory pain	M	5	
	Tramadol	A	7	
	Acetaminophen	A	7	
	Intraarticular Corticosteroids	A	7	
	Arthroscopic Partial Meniscectomy or Loose Body Removal	M	5	-
	Realignment Osteotomy	M	4	

Scenario 549:	Treatment	Appropriateness	Median	Agreement
Pain at Rest or Night, Lack of Full Extension (> 5 degree flexion contracture) and/or Flexion (< 110 degrees), Ligamentous Instability, Arthritic Involvement Predominantly in One Compartment, Severe Joint Space Narrowing, Limb Alignment - Varus/Valgus and/or Patellofemoral mal-alignment, Mechanical Symptoms Present, Elderly	Self-Management Programs	A	9	+
	Prescribed Physical Therapy	A	8	+
	Hinged Knee Brace and/or Unloading Brace	M	6	
	Nonsteroidal anti-inflammatory drugs	A	7	
	Narcotic medicine for refractory pain	M	5	
	Tramadol	A	7	
	Acetaminophen	A	7	
	Intraarticular Corticosteroids	A	7	
	Arthroscopic Partial Meniscectomy or Loose Body Removal	M	5	-
	Realignment Osteotomy	R	3	

Scenario 550:	Treatment	Appropriateness	Median	Agreement
Pain at Rest or Night, Lack of Full Extension (> 5 degree flexion contracture) and/or Flexion (< 110 degrees), Ligamentous Instability, Arthritic Involvement Predominantly in One Compartment, Severe Joint Space Narrowing, Limb Alignment - Varus/Valgus and/or Patellofemoral mal-alignment, Mechanical Symptoms Absent, Young	Self-Management Programs	A	9	+
	Prescribed Physical Therapy	A	8	+
	Hinged Knee Brace and/or Unloading Brace	M	6	
	Nonsteroidal anti-inflammatory drugs	A	8	+
	Narcotic medicine for refractory pain	M	4	
	Tramadol	A	7	
	Acetaminophen	A	7	
	Intraarticular Corticosteroids	M	6	
	Arthroscopic Partial Meniscectomy or Loose Body Removal	R	2	
	Realignment Osteotomy	M	5	

Scenario 551:	Treatment	Appropriateness	Median	Agreement
Pain at Rest or Night, Lack of Full Extension (> 5 degree flexion contracture) and/or Flexion (< 110 degrees), Ligamentous Instability, Arthritic Involvement Predominantly in One Compartment, Severe Joint Space Narrowing, Limb Alignment - Varus/Valgus and/or Patellofemoral mal-alignment, Mechanical Symptoms Absent, Middle-Aged	Self-Management Programs	A	9	+
	Prescribed Physical Therapy	A	8	+
	Hinged Knee Brace and/or Unloading Brace	M	6	
	Nonsteroidal anti-inflammatory drugs	A	7	+
	Narcotic medicine for refractory pain	M	5	
	Tramadol	A	7	+
	Acetaminophen	A	7	
	Intraarticular Corticosteroids	A	7	
	Arthroscopic Partial Meniscectomy or Loose Body Removal	R	2	+
	Realignment Osteotomy	M	4	

Scenario 552:	Treatment	Appropriateness	Median	Agreement
Pain at Rest or Night, Lack of Full Extension (> 5 degree flexion contracture) and/or Flexion (< 110 degrees), Ligamentous Instability, Arthritic Involvement Predominantly in One Compartment, Severe Joint Space Narrowing, Limb Alignment - Varus/Valgus and/or Patellofemoral mal-alignment, Mechanical Symptoms Absent, Elderly	Self-Management Programs	A	9	+
	Prescribed Physical Therapy	A	8	+
	Hinged Knee Brace and/or Unloading Brace	M	6	
	Nonsteroidal anti-inflammatory drugs	A	7	
	Narcotic medicine for refractory pain	M	5	
	Tramadol	A	7	
	Acetaminophen	A	7	
	Intraarticular Corticosteroids	A	7	
	Arthroscopic Partial Meniscectomy or Loose Body Removal	R	2	+
	Realignment Osteotomy	R	3	

Scenario 553:	Treatment	Appropriateness	Median	Agreement
Pain at Rest or Night, Lack of Full Extension (> 5 degree flexion contracture) and/or Flexion (< 110 degrees), Ligamentous Instability, Arthritic Involvement in More than One Compartment, Mild to Moderate Joint Space Narrowing, Limb Alignment - No Varus/Valgus/Patellofemoral Deformity, Mechanical Symptoms Present, Young	Self-Management Programs	A	9	+
	Prescribed Physical Therapy	A	8	+
	Hinged Knee Brace and/or Unloading Brace	M	6	
	Nonsteroidal anti-inflammatory drugs	A	8	+
	Narcotic medicine for refractory pain	M	4	
	Tramadol	A	7	
	Acetaminophen	A	7	
	Intraarticular Corticosteroids	A	7	
	Arthroscopic Partial Meniscectomy or Loose Body Removal	A	7	
	Realignment Osteotomy	R	2	+

Scenario 554:	Treatment	Appropriateness	Median	Agreement
Pain at Rest or Night, Lack of Full Extension (> 5 degree flexion contracture) and/or Flexion (< 110 degrees), Ligamentous Instability, Arthritic Involvement in More than One Compartment, Mild to Moderate Joint Space Narrowing, Limb Alignment - No Varus/Valgus/Patellofemoral Deformity, Mechanical Symptoms Present, Middle-Aged	Self-Management Programs	A	9	+
	Prescribed Physical Therapy	A	8	+
	Hinged Knee Brace and/or Unloading Brace	M	6	
	Nonsteroidal anti-inflammatory drugs	A	7	
	Narcotic medicine for refractory pain	M	5	
	Tramadol	A	7	+
	Acetaminophen	A	7	
	Intraarticular Corticosteroids	A	7	
	Arthroscopic Partial Meniscectomy or Loose Body Removal	A	7	
	Realignment Osteotomy	R	2	+

Scenario 555:	Treatment	Appropriateness	Median	Agreement
Pain at Rest or Night, Lack of Full Extension (> 5 degree flexion contracture) and/or Flexion (< 110 degrees), Ligamentous Instability, Arthritic Involvement in More than One Compartment, Mild to Moderate Joint Space Narrowing, Limb Alignment - No Varus/Valgus/Patellofemoral Deformity, Mechanical Symptoms Present, Elderly	Self-Management Programs	A	9	+
	Prescribed Physical Therapy	A	8	+
	Hinged Knee Brace and/or Unloading Brace	M	6	
	Nonsteroidal anti-inflammatory drugs	A	7	
	Narcotic medicine for refractory pain	M	5	
	Tramadol	A	7	
	Acetaminophen	A	7	
	Intraarticular Corticosteroids	A	7	
	Arthroscopic Partial Meniscectomy or Loose Body Removal	M	6	
	Realignment Osteotomy	R	2	+

Scenario 556:	Treatment	Appropriateness	Median	Agreement
Pain at Rest or Night, Lack of Full Extension (> 5 degree flexion contracture) and/or Flexion (< 110 degrees), Ligamentous Instability, Arthritic Involvement in More than One Compartment, Mild to Moderate Joint Space Narrowing, Limb Alignment - No Varus/Valgus/Patellofemoral Deformity, Mechanical Symptoms Absent, Young	Self-Management Programs	A	9	+
	Prescribed Physical Therapy	A	8	+
	Hinged Knee Brace and/or Unloading Brace	M	5	-
	Nonsteroidal anti-inflammatory drugs	A	8	+
	Narcotic medicine for refractory pain	M	4	
	Tramadol	A	7	
	Acetaminophen	A	7	
	Intraarticular Corticosteroids	M	6	
	Arthroscopic Partial Meniscectomy or Loose Body Removal	R	1	+
	Realignment Osteotomy	R	1	+

Scenario 557:	Treatment	Appropriateness	Median	Agreement
Pain at Rest or Night, Lack of Full Extension (> 5 degree flexion contracture) and/or Flexion (< 110 degrees), Ligamentous Instability, Arthritic Involvement in More than One Compartment, Mild to Moderate Joint Space Narrowing, Limb Alignment - No Varus/Valgus/Patellofemoral Deformity, Mechanical Symptoms Absent, Middle-Aged	Self-Management Programs	A	9	+
	Prescribed Physical Therapy	A	8	+
	Hinged Knee Brace and/or Unloading Brace	M	5	-
	Nonsteroidal anti-inflammatory drugs	A	8	+
	Narcotic medicine for refractory pain	M	5	
	Tramadol	A	7	+
	Acetaminophen	A	7	
	Intraarticular Corticosteroids	A	8	
	Arthroscopic Partial Meniscectomy or Loose Body Removal	R	2	+
	Realignment Osteotomy	R	1	+

Scenario 558:	Treatment	Appropriateness	Median	Agreement
Pain at Rest or Night, Lack of Full Extension (> 5 degree flexion contracture) and/or Flexion (< 110 degrees), Ligamentous Instability, Arthritic Involvement in More than One Compartment, Mild to Moderate Joint Space Narrowing, Limb Alignment - No Varus/Valgus/Patellofemoral Deformity, Mechanical Symptoms Absent, Elderly	Self-Management Programs	A	9	+
	Prescribed Physical Therapy	A	8	+
	Hinged Knee Brace and/or Unloading Brace	M	5	
	Nonsteroidal anti-inflammatory drugs	A	7	
	Narcotic medicine for refractory pain	M	5	
	Tramadol	A	7	
	Acetaminophen	A	7	
	Intraarticular Corticosteroids	A	8	
	Arthroscopic Partial Meniscectomy or Loose Body Removal	R	2	+
	Realignment Osteotomy	R	2	+

Scenario 559:	Treatment	Appropriateness	Median	Agreement
Pain at Rest or Night, Lack of Full Extension (> 5 degree flexion contracture) and/or Flexion (< 110 degrees), Ligamentous Instability, Arthritic Involvement in More than One Compartment, Mild to Moderate Joint Space Narrowing, Limb Alignment - Varus/Valgus and/or Patellofemoral mal-alignment, Mechanical Symptoms Present, Young	Self-Management Programs	A	9	+
	Prescribed Physical Therapy	A	8	+
	Hinged Knee Brace and/or Unloading Brace	M	6	
	Nonsteroidal anti-inflammatory drugs	A	8	+
	Narcotic medicine for refractory pain	M	4	
	Tramadol	A	7	
	Acetaminophen	A	7	
	Intraarticular Corticosteroids	M	6	
	Arthroscopic Partial Meniscectomy or Loose Body Removal	A	7	
	Realignment Osteotomy	M	5	

Scenario 560:	Treatment	Appropriateness	Median	Agreement
Pain at Rest or Night, Lack of Full Extension (> 5 degree flexion contracture) and/or Flexion (< 110 degrees), Ligamentous Instability, Arthritic Involvement in More than One Compartment, Mild to Moderate Joint Space Narrowing, Limb Alignment - Varus/Valgus and/or Patellofemoral mal-alignment, Mechanical Symptoms Present, Middle-Aged	Self-Management Programs	A	9	+
	Prescribed Physical Therapy	A	8	+
	Hinged Knee Brace and/or Unloading Brace	M	6	
	Nonsteroidal anti-inflammatory drugs	A	7	
	Narcotic medicine for refractory pain	M	5	
	Tramadol	A	7	+
	Acetaminophen	A	7	
	Intraarticular Corticosteroids	A	7	
	Arthroscopic Partial Meniscectomy or Loose Body Removal	A	7	
	Realignment Osteotomy	R	3	

Scenario 561:	Treatment	Appropriateness	Median	Agreement
Pain at Rest or Night, Lack of Full Extension (> 5 degree flexion contracture) and/or Flexion (< 110 degrees), Ligamentous Instability, Arthritic Involvement in More than One Compartment, Mild to Moderate Joint Space Narrowing, Limb Alignment - Varus/Valgus and/or Patellofemoral mal-alignment, Mechanical Symptoms Present, Elderly	Self-Management Programs	A	9	+
	Prescribed Physical Therapy	A	8	+
	Hinged Knee Brace and/or Unloading Brace	M	6	
	Nonsteroidal anti-inflammatory drugs	A	7	
	Narcotic medicine for refractory pain	M	5	
	Tramadol	A	7	
	Acetaminophen	A	7	
	Intraarticular Corticosteroids	A	7	
	Arthroscopic Partial Meniscectomy or Loose Body Removal	M	6	
	Realignment Osteotomy	R	2	

Scenario 562:	Treatment	Appropriateness	Median	Agreement
Pain at Rest or Night, Lack of Full Extension (> 5 degree flexion contracture) and/or Flexion (< 110 degrees), Ligamentous Instability, Arthritic Involvement in More than One Compartment, Mild to Moderate Joint Space Narrowing, Limb Alignment - Varus/Valgus and/or Patellofemoral mal-alignment, Mechanical Symptoms Absent, Young	Self-Management Programs	A	9	+
	Prescribed Physical Therapy	A	8	+
	Hinged Knee Brace and/or Unloading Brace	M	5	
	Nonsteroidal anti-inflammatory drugs	A	8	+
	Narcotic medicine for refractory pain	M	4	
	Tramadol	A	7	
	Acetaminophen	A	7	
	Intraarticular Corticosteroids	M	5	
	Arthroscopic Partial Meniscectomy or Loose Body Removal	R	2	+
	Realignment Osteotomy	M	4	

Scenario 563:	Treatment	Appropriateness	Median	Agreement
Pain at Rest or Night, Lack of Full Extension (> 5 degree flexion contracture) and/or Flexion (< 110 degrees), Ligamentous Instability, Arthritic Involvement in More than One Compartment, Mild to Moderate Joint Space Narrowing, Limb Alignment - Varus/Valgus and/or Patellofemoral mal-alignment, Mechanical Symptoms Absent, Middle-Aged	Self-Management Programs	A	9	+
	Prescribed Physical Therapy	A	8	+
	Hinged Knee Brace and/or Unloading Brace	M	6	
	Nonsteroidal anti-inflammatory drugs	A	8	+
	Narcotic medicine for refractory pain	M	5	
	Tramadol	A	7	+
	Acetaminophen	A	7	
	Intraarticular Corticosteroids	A	8	
	Arthroscopic Partial Meniscectomy or Loose Body Removal	R	2	+
	Realignment Osteotomy	R	2	

Scenario 564:	Treatment	Appropriateness	Median	Agreement
Pain at Rest or Night, Lack of Full Extension (> 5 degree flexion contracture) and/or Flexion (< 110 degrees), Ligamentous Instability, Arthritic Involvement in More than One Compartment, Mild to Moderate Joint Space Narrowing, Limb Alignment - Varus/Valgus and/or Patellofemoral mal-alignment, Mechanical Symptoms Absent, Elderly	Self-Management Programs	A	9	+
	Prescribed Physical Therapy	A	8	+
	Hinged Knee Brace and/or Unloading Brace	M	6	
	Nonsteroidal anti-inflammatory drugs	A	7	
	Narcotic medicine for refractory pain	M	5	
	Tramadol	A	7	
	Acetaminophen	A	7	
	Intraarticular Corticosteroids	A	7	
	Arthroscopic Partial Meniscectomy or Loose Body Removal	R	2	+
	Realignment Osteotomy	R	2	

Scenario 565:	Treatment	Appropriateness	Median	Agreement
Pain at Rest or Night, Lack of Full Extension (> 5 degree flexion contracture) and/or Flexion (< 110 degrees), Ligamentous Instability, Arthritic Involvement in More than One Compartment, Severe Joint Space Narrowing, Limb Alignment - No Varus/Valgus/Patellofemoral Deformity, Mechanical Symptoms Present, Young	Self-Management Programs	A	9	+
	Prescribed Physical Therapy	A	8	+
	Hinged Knee Brace and/or Unloading Brace	M	5	
	Nonsteroidal anti-inflammatory drugs	A	8	+
	Narcotic medicine for refractory pain	M	4	
	Tramadol	A	7	
	Acetaminophen	A	7	
	Intraarticular Corticosteroids	A	7	
	Arthroscopic Partial Meniscectomy or Loose Body Removal	M	5	-
	Realignment Osteotomy	R	2	+

Scenario 566:	Treatment	Appropriateness	Median	Agreement
Pain at Rest or Night, Lack of Full Extension (> 5 degree flexion contracture) and/or Flexion (< 110 degrees), Ligamentous Instability, Arthritic Involvement in More than One Compartment, Severe Joint Space Narrowing, Limb Alignment - No Varus/Valgus/Patellofemoral Deformity, Mechanical Symptoms Present, Middle-Aged	Self-Management Programs	A	9	+
	Prescribed Physical Therapy	A	8	+
	Hinged Knee Brace and/or Unloading Brace	M	5	
	Nonsteroidal anti-inflammatory drugs	A	7	
	Narcotic medicine for refractory pain	M	5	
	Tramadol	A	7	+
	Acetaminophen	A	7	
	Intraarticular Corticosteroids	A	7	
	Arthroscopic Partial Meniscectomy or Loose Body Removal	M	5	-
	Realignment Osteotomy	R	2	+

Scenario 567:	Treatment	Appropriateness	Median	Agreement
Pain at Rest or Night, Lack of Full Extension (> 5 degree flexion contracture) and/or Flexion (< 110 degrees), Ligamentous Instability, Arthritic Involvement in More than One Compartment, Severe Joint Space Narrowing, Limb Alignment - No Varus/Valgus/Patellofemoral Deformity, Mechanical Symptoms Present, Elderly	Self-Management Programs	A	9	+
	Prescribed Physical Therapy	A	8	+
	Hinged Knee Brace and/or Unloading Brace	M	5	
	Nonsteroidal anti-inflammatory drugs	A	7	
	Narcotic medicine for refractory pain	M	5	
	Tramadol	A	7	
	Acetaminophen	A	7	
	Intraarticular Corticosteroids	A	7	
	Arthroscopic Partial Meniscectomy or Loose Body Removal	M	5	-
	Realignment Osteotomy	R	2	+

Scenario 568:	Treatment	Appropriateness	Median	Agreement
Pain at Rest or Night, Lack of Full Extension (> 5 degree flexion contracture) and/or Flexion (< 110 degrees), Ligamentous Instability, Arthritic Involvement in More than One Compartment, Severe Joint Space Narrowing, Limb Alignment - No Varus/Valgus/Patellofemoral Deformity, Mechanical Symptoms Absent, Young	Self-Management Programs	A	9	+
	Prescribed Physical Therapy	A	8	+
	Hinged Knee Brace and/or Unloading Brace	M	5	
	Nonsteroidal anti-inflammatory drugs	A	8	+
	Narcotic medicine for refractory pain	M	4	
	Tramadol	A	7	
	Acetaminophen	A	7	
	Intraarticular Corticosteroids	A	7	
	Arthroscopic Partial Meniscectomy or Loose Body Removal	R	2	+
	Realignment Osteotomy	R	2	+

Scenario 569:	Treatment	Appropriateness	Median	Agreement
Pain at Rest or Night, Lack of Full Extension (> 5 degree flexion contracture) and/or Flexion (< 110 degrees), Ligamentous Instability, Arthritic Involvement in More than One Compartment, Severe Joint Space Narrowing, Limb Alignment - No Varus/Valgus/Patellofemoral Deformity, Mechanical Symptoms Absent, Middle-Aged	Self-Management Programs	A	9	+
	Prescribed Physical Therapy	A	8	+
	Hinged Knee Brace and/or Unloading Brace	M	6	
	Nonsteroidal anti-inflammatory drugs	A	8	+
	Narcotic medicine for refractory pain	M	5	
	Tramadol	A	7	+
	Acetaminophen	A	7	
	Intraarticular Corticosteroids	A	7	
	Arthroscopic Partial Meniscectomy or Loose Body Removal	R	2	+
	Realignment Osteotomy	R	1	+

Scenario 570:	Treatment	Appropriateness	Median	Agreement
Pain at Rest or Night, Lack of Full Extension (> 5 degree flexion contracture) and/or Flexion (< 110 degrees), Ligamentous Instability, Arthritic Involvement in More than One Compartment, Severe Joint Space Narrowing, Limb Alignment - No Varus/Valgus/Patellofemoral Deformity, Mechanical Symptoms Absent, Elderly	Self-Management Programs	A	9	+
	Prescribed Physical Therapy	A	8	+
	Hinged Knee Brace and/or Unloading Brace	M	5	
	Nonsteroidal anti-inflammatory drugs	A	7	
	Narcotic medicine for refractory pain	M	5	
	Tramadol	A	7	
	Acetaminophen	A	7	
	Intraarticular Corticosteroids	A	7	
	Arthroscopic Partial Meniscectomy or Loose Body Removal	R	2	+
	Realignment Osteotomy	R	1	+

Scenario 571:	Treatment	Appropriateness	Median	Agreement
Pain at Rest or Night, Lack of Full Extension (> 5 degree flexion contracture) and/or Flexion (< 110 degrees), Ligamentous Instability, Arthritic Involvement in More than One Compartment, Severe Joint Space Narrowing, Limb Alignment - Varus/Valgus and/or Patellofemoral mal-alignment, Mechanical Symptoms Present, Young	Self-Management Programs	A	9	+
	Prescribed Physical Therapy	A	8	+
	Hinged Knee Brace and/or Unloading Brace	M	6	
	Nonsteroidal anti-inflammatory drugs	A	8	+
	Narcotic medicine for refractory pain	M	4	
	Tramadol	A	7	
	Acetaminophen	A	7	
	Intraarticular Corticosteroids	M	5	
	Arthroscopic Partial Meniscectomy or Loose Body Removal	M	5	-
	Realignment Osteotomy	M	4	

Scenario 572:	Treatment	Appropriateness	Median	Agreement
Pain at Rest or Night, Lack of Full Extension (> 5 degree flexion contracture) and/or Flexion (< 110 degrees), Ligamentous Instability, Arthritic Involvement in More than One Compartment, Severe Joint Space Narrowing, Limb Alignment - Varus/Valgus and/or Patellofemoral mal-alignment, Mechanical Symptoms Present, Middle-Aged	Self-Management Programs	A	9	+
	Prescribed Physical Therapy	A	8	+
	Hinged Knee Brace and/or Unloading Brace	M	6	
	Nonsteroidal anti-inflammatory drugs	A	7	
	Narcotic medicine for refractory pain	M	5	
	Tramadol	A	7	+
	Acetaminophen	A	7	
	Intraarticular Corticosteroids	A	7	
	Arthroscopic Partial Meniscectomy or Loose Body Removal	M	5	-
	Realignment Osteotomy	R	3	

Scenario 573:	Treatment	Appropriateness	Median	Agreement
Pain at Rest or Night, Lack of Full Extension (> 5 degree flexion contracture) and/or Flexion (< 110 degrees), Ligamentous Instability, Arthritic Involvement in More than One Compartment, Severe Joint Space Narrowing, Limb Alignment - Varus/Valgus and/or Patellofemoral mal-alignment, Mechanical Symptoms Present, Elderly	Self-Management Programs	A	9	+
	Prescribed Physical Therapy	A	8	+
	Hinged Knee Brace and/or Unloading Brace	M	6	
	Nonsteroidal anti-inflammatory drugs	M	6	
	Narcotic medicine for refractory pain	M	5	
	Tramadol	A	7	
	Acetaminophen	A	7	
	Intraarticular Corticosteroids	A	7	
	Arthroscopic Partial Meniscectomy or Loose Body Removal	M	5	
	Realignment Osteotomy	R	2	+

Scenario 574:	Treatment	Appropriateness	Median	Agreement
Pain at Rest or Night, Lack of Full Extension (> 5 degree flexion contracture) and/or Flexion (< 110 degrees), Ligamentous Instability, Arthritic Involvement in More than One Compartment, Severe Joint Space Narrowing, Limb Alignment - Varus/Valgus and/or Patellofemoral mal-alignment, Mechanical Symptoms Absent, Young	Self-Management Programs	A	9	+
	Prescribed Physical Therapy	A	8	+
	Hinged Knee Brace and/or Unloading Brace	M	6	
	Nonsteroidal anti-inflammatory drugs	A	9	+
	Narcotic medicine for refractory pain	M	4	
	Tramadol	A	7	
	Acetaminophen	A	7	
	Intraarticular Corticosteroids	M	6	
	Arthroscopic Partial Meniscectomy or Loose Body Removal	R	2	+
	Realignment Osteotomy	R	3	

Scenario 575:	Treatment	Appropriateness	Median	Agreement
Pain at Rest or Night, Lack of Full Extension (> 5 degree flexion contracture) and/or Flexion (< 110 degrees), Ligamentous Instability, Arthritic Involvement in More than One Compartment, Severe Joint Space Narrowing, Limb Alignment - Varus/Valgus and/or Patellofemoral mal-alignment, Mechanical Symptoms Absent, Middle-Aged	Self-Management Programs	A	9	+
	Prescribed Physical Therapy	A	8	+
	Hinged Knee Brace and/or Unloading Brace	M	6	
	Nonsteroidal anti-inflammatory drugs	A	8	+
	Narcotic medicine for refractory pain	M	5	
	Tramadol	A	7	
	Acetaminophen	A	7	
	Intraarticular Corticosteroids	A	7	
	Arthroscopic Partial Meniscectomy or Loose Body Removal	R	2	+
Realignment Osteotomy	R	3		

Scenario 576:	Treatment	Appropriateness	Median	Agreement
Pain at Rest or Night, Lack of Full Extension (> 5 degree flexion contracture) and/or Flexion (< 110 degrees), Ligamentous Instability, Arthritic Involvement in More than One Compartment, Severe Joint Space Narrowing, Limb Alignment - Varus/Valgus and/or Patellofemoral mal-alignment, Mechanical Symptoms Absent, Elderly	Self-Management Programs	A	9	+
	Prescribed Physical Therapy	A	8	+
	Hinged Knee Brace and/or Unloading Brace	M	6	
	Nonsteroidal anti-inflammatory drugs	A	7	
	Narcotic medicine for refractory pain	M	5	
	Tramadol	A	7	+
	Acetaminophen	A	7	
	Intraarticular Corticosteroids	A	7	
	Arthroscopic Partial Meniscectomy or Loose Body Removal	R	2	+
Realignment Osteotomy	R	2	+	

APPENDICES

APPENDIX A. DOCUMENTATION OF APPROVAL

AAOS BODIES THAT APPROVED THIS APPROPRIATE USE CRITERIA

AUC Section: Approved on 11-11-13

The AAOS Appropriate Use Criteria Section of the Committee on Evidence Based Quality and Value consists of six AAOS members. The overall purpose of this Section is to plan, organize, direct, and evaluate initiatives related to Appropriate Use Criteria.

Council on Research and Quality: Approved on 11-19-13

To enhance the mission of the AAOS, the Council on Research and Quality promotes the most ethically and scientifically sound basic, clinical, and translational research possible to ensure the future care for patients with musculoskeletal disorders. The Council also serves as the primary resource to educate its members, the public, and public policy makers regarding evidenced-based medical practice, orthopaedic devices and biologics regulatory pathways and standards development, patient safety, occupational health, technology assessment, and other related areas of importance.

Board of Directors: Approved on 12-6-13

The 16 member AAOS Board of Directors manages the affairs of the AAOS, sets policy, and determines and continually reassesses the Strategic Plan.

APPENDIX B. DISCLOSURE INFORMATION

Writing Panel

David F Dalury, MD: 1 (DePuy, A Johnson & Johnson Company); 2 (DePuy, A Johnson & Johnson Company); 3B (DePuy, A Johnson & Johnson Company); 4 (Johnson & Johnson); 5 (DePuy, A Johnson & Johnson Company); 8 (Journal of Arthroplasty); Submitted on: 04/21/2013

Craig J Della Valle, MD: 3B (Biomet; Convatec; DePuy, A Johnson & Johnson Company; Smith & Nephew); 4 (CD Diagnostics); 5 (Biomet; CD Diagnostics; Smith & Nephew; Stryker); 7 (Journal of Bone and Joint Surgery – American; SLACK Incorporated); 8 (Orthopedics Today; SLACK Incorporated); 9 (American Association of Hip and Knee Surgeons; Arthritis Foundation; Knee Society); Submitted on: 08/06/2013

Mark Ellen: 4 (Pfizer; teva pharmaceuticals); 8 (AAPNR); 9 (AAOS); Submitted on: 08/23/2013

Eric P Gall, MD, MACP, MACR: 4 (Merck; Stryker); Submitted on: 12/05/2012

Brian Joseph McGrory, MD: 8 (American Journal of Orthopedics; Journal of Arthroplasty; SLACK Incorporated); 9 (American Association of Hip and Knee Surgeons); Submitted on: 10/28/2013

Jennifer Stevens-Lapsley, PhD, PT: 3B (DJ Orthopaedics); Submitted on: 06/04/2013

Adolph J Yates Jr, MD: 9 (American Association of Hip and Knee Surgeons); Submitted on: 10/16/2013

Review Panel

Miguel Angel Ayerza, MD: 8 (Clinical Orthopaedics and Related Research); 9 (Association of Bone and Joint Surgeons); Submitted on: 08/27/2013

Santiago M de Solo, MD: 2 (Abbott Pharmaceuticals, Warner Chilcott); 9 (Arthritis Foundation); Submitted on: 11/02/2012

Robin Dore: 2 (Abbott; Amgen Co; Eli Lilly; Pfizer; warner Chilcott; Takeda; UCB); 3B (Amgen, Abbott, Eli Lilly, Pfizer); 5 (Amgen, Eli Lilly, Smith Kline glaxo); Submitted on: 06/22/2013

G Kelley Fitzgerald, PT, PhD: 8 (Arthritis Care and Research); Submitted on: 06/24/2013

E Robert Harris, BSc, MD: 2 (Abbott); Submitted on: 11/18/2013

Richard J Haynes, MD: 4 (Pfizer); 9 (Orthopaedic Research and Education Foundation, Collaborative Spine Research Foundation); Submitted on: 10/03/2013

William M Jones, MD: No Conflicts Reported; Submitted on: 06/28/2013

Jeffrey N Katz, MD: 8 (JBJS (Am)); 9 (OARSI); Submitted on: 10/16/2013

C Kent Kwoh, MD: 6 (Novartis); Submitted on: 06/27/2013

Amanda E Nelson, MD, MSCR: 8 (Osteoarthritis and Cartilage); 9 (OsteoArthritis Research Society International); Submitted on: 06/13/2013

Lee Rosenzweig, PT, DPT, CHT: No Conflicts Reported; Submitted on: 01/26/2013

James A Shaw, MD: 8 (Journal of Arthroplasty); Submitted on: 10/02/2013

Jasvinder Singh, MD: 3B (Savient, Takeda, Regeneron, Ardea, Allergan, URL pharma, Novartis); 5 (Takeda, Savient); 8 (Journal of clinical rheumatology Biomedical central MSD Therapeutic advances in Musculoskeletal diseases); Submitted on: 05/31/2013

Mark J Spangehl, MD: 5 (DePuy, A Johnson & Johnson Company; Stryker); 9 (AAOS); Submitted on: 10/02/2013

Audrey K Tsao, MD: 3B (Zimmer); Submitted on: 10/06/2013

Joseph Adam Zeni, PT: No Conflicts Reported; Submitted on: 06/13/2013

Voting Panel

Joel A Block: 1 (Agiros, Inc.; Daiichi Sankyo, Inc.; GlaxoSmithKline); 3B (Ferring Pharmaceuticals; PLxPharma, Inc.); 4 (Gilead, Inc.); 8 (Journal of Clinical Rheumatology; Osteoarthritis and Cartilage); 9 (American College of Rheumatology); Submitted on: 07/29/2013

Pablo Castañeda, MD: 3C (Orthopediatrics); 8 (Revista Mexicana de Ortopedia Pediátrica); 9 (Sociedad Mexicana de Ortopedia Pediátrica, Sociedad de Especialistas en Cirugía Ortopédica del Centro Médico ABC); Submitted on: 08/15/2013

Dennis C Chin, MD: 3A (Smith & Nephew); Submitted on: 10/04/2013

Theodore Derek Cooke, FRCS(C): 2 (OAISYS); 3A (OAISYS Inc); 4 (OAISYS Inc); 5 (OAISYS Inc); 6 (Orthopedic Alignment & Imaging Systems Inc); 8 (Clinical Orthopaedics and Related Research; Journal of Bone and Joint Surgery - American; Osteoarthritis and Cartilage; Rheumatology International); Submitted on: 10/04/2013

Charles M Davis III, MD: 8 (Journal of Arthroplasty); 9 (AAOS; American Association of Hip and Knee Surgeons); Submitted on: 10/04/2013

Yvonne M Golightly, PT, PhD: 8 (Osteoarthritis and Cartilage); Submitted on: 07/02/2013

T David Hayes, MD: No Conflicts Reported; Submitted on: 06/24/2013

Kenneth A Jaffe, MD: 2 (Genzyme); Submitted on: 06/12/2013

Nancy Lane, MD: 3B (Merck; Pfizer; Amgen Co; Abbott); 5 (Amgen Co);
Submitted on: 05/13/2013

Brian R McCardel, MD: No Conflicts Reported; Submitted on: 10/02/2013

Arvind D Nana, MD: 3C (Advanced Orthopaedic Solutions); 9 (AAOS; AAOS; American Orthopaedic Association; Musculoskeletal Infection Society; Orthopaedic Trauma Association);
Submitted on: 10/02/2013

Harold Wharton Rees, MD: No Conflicts Reported; Submitted on: 06/03/2013

Peter F Sharkey, MD: 1 (Stelkast; Stryker; Zimmer); 2 (Convatec; Stryker; Zimmer); 3B (Arsenal; Arthrex; Stryker; Zimmer); 4 (Cross Current Buisness Solutions; OBERD; Physician Recommended Nutriceuticals); 5 (Convatec); 7 (American Journal of Orthopedics; Clinical Orthopaedics and Related Research; Journal of Arthroplasty; Journal of Bone and Joint Surgery - American); 8 (American Journal of Orthopedics; Clinical Orthopaedics and Related Research; Journal of Arthroplasty; Journal of Bone and Joint Surgery - American); 9 (AAOS);
Submitted on: 10/08/2013

Terence W Starz, MD: 9 (Arthritis Foundation); Submitted on: 07/30/2013

Kimberly J Templeton, MD: 9 (USBJI); Submitted on: 07/02/2013

Kevin R Vincent, MD, PhD: No Conflicts Reported; Submitted on: 08/13/2013

Moderators:

James O Sanders, MD 2 (DePuy, A Johnson & Johnson Company); 4 (Abbott; Abbvie; GE Healthcare; Hospira); 8 (Journal of Pediatric Orthopedics); 9 (AAOS; Pediatric Orthopaedic Society of North America; Scoliosis Research Society) Submitted on: 10/02/2013.

Michael H Heggeness, MD: 1 (K2M; Relievent Medsystems); 4 (Relievent medsystems.); 8 (Spine; The Spine Journal Deputy editor); 9 (North American Spine Society); Submitted on: 10/02/2013

(n) = Respondent answered 'No' to all items indicating no conflicts.

1= Royalties from a company or supplier; 2= Speakers bureau/paid presentations for a company or supplier; 3A= Paid employee for a company or supplier; 3B= Paid consultant for a company or supplier; 3C= Unpaid consultant for a company or supplier; 4= Stock or stock options in a company or supplier; 5= Research support from a company or supplier as a PI; 6= Other financial or material support from a company or supplier; 7= Royalties, financial or material support from publishers; 8= Medical/Orthopaedic publications editorial/governing board; 9= Board member/committee appointments for a society.

APPENDIX C. REFERENCES

- (1) American Academy of Orthopaedic Surgeons. The Burden of Musculoskeletal Diseases in the United States. American Academy of Orthopaedic Surgeons; 2008.
- (2) Fitch K, Bernstein SJ, Aguilar MD et al. *The RAND/UCLA Appropriateness Method User's Manual*. Santa Monica, CA: RAND Corporation; 2001.

APPENDIX D. STUDY ATTRITION CHART 2013 CPG VS. 2013 AUC

To view interactive literature review, please click [here](#).

