

Anterior Cruciate Ligament Injury Prevention Programs

Appropriate Use Criteria

Adapted by:

The American Academy of Orthopaedic Surgeons Board of Directors
Reissued May 20, 2023

Disclaimer

Volunteer physicians from multiple medical specialties created and categorized these Appropriate Use Criteria. These Appropriate Use Criteria are not intended to be comprehensive or a fixed protocol, as some patients may require more or less treatment or different means of diagnosis. These Appropriate Use Criteria represent patients and situations that clinicians treating or diagnosing musculoskeletal conditions are most likely to encounter. The clinician's independent medical judgment, given the individual patient's clinical circumstances, should always determine patient care and treatment.

Disclosure Requirement

In accordance with American Academy of Orthopaedic Surgeons policy, all individuals whose names appear as authors or contributors to this document filed a disclosure statement as part of the submission process. All authors provided full disclosure of potential conflicts of interest prior to participation in the development of these Appropriate Use Criteria. Disclosure information for all panel members can be found in Appendix B.

Funding Source

The American Academy of Orthopaedic Surgeons exclusively funded development of these Appropriate Use Criteria. The American Academy of Orthopaedic Surgeons received no funding from outside commercial sources to support the development of these Appropriate Use Criteria.

FDA Clearance

Some drugs or medical devices referenced or described in this document may not have been cleared by the Food and Drug Administration (FDA) or may have been cleared for a specific use only. The FDA has stated that it is the responsibility of the physician to determine the FDA clearance status of each drug or device he or she wishes to use in clinical practice.

Copyright

All rights reserved. Reproduction, storage in a retrieval system, or transmission, in any form, or by any means, electronic, mechanical, photocopying, recording, or otherwise, of any part of this document, requires prior written permission from the American Academy of Orthopaedic Surgeons.

Re-Issued 2023 by the American Academy of Orthopaedic Surgeons
Published 2015 by the American Academy of Orthopaedic Surgeons
9400 West Higgins Road
Rosemont, IL 60018
First Edition
Copyright 2023 by the American Academy of Orthopaedic Surgeons



To View All AAOS and AAOS-Endorsed Evidence-Based clinical practice guidelines and Appropriate Use Criteria in a User-Friendly Format, Please Visit the OrthoGuidelines Web-Based App at www.orthoguidelines.org or by downloading to your smartphone or tablet via the Apple and Google Play stores!



To view the clinical practice guideline for this topic, please visit
https://www.orthoguidelines.org/topic?id=1042&tab=all_guidelines

Table of Contents

Writing Panel	4
Voting Panel.....	5
Voting Panel Round Two Discussion Moderators.....	v
AUC Section Leader, AAOS Committee on Evidence-Based Quality and Value	5
Chair, AAOS Committee on Evidence-Based Quality and Value	5
Chair, AAOS Council on Research and Quality.....	5
AAOS Staff.....	6
Introduction.....	7
.....	7
OVERVIEW	7
INTERPRETING THE APPROPRIATENESS RATINGS	8
Conditions Not Covered by this AUC	8
Methods.....	9
Developing Criteria.....	9
Formulating Indications and Scenarios.....	10
Creating Definitions and Assumptions	11
Literature Review.....	12
Determining Appropriateness	12
Voting Panel.....	12
Rating Appropriateness/Helpfulness	13
Round One Voting	14
Round Two Voting	14
Final Ratings	14
Table 2 Defining Agreement and Disagreement for Appropriateness Ratings	15
Table 3 Interpreting Final Ratings of Criteria.....	15
Revision Plans.....	15
Disseminating Appropriate Use Criteria.....	16
Patient Indications and Treatments	17
Indications.....	17
Treatments.....	18
I. RESULTS OF APPROPRIATENESS RATINGS	19
Results.....	20
Figure 1. Breakdown of Appropriateness Ratings	20
Figure 2. Breakdown of Agreement amongst Voting Panel	21
Figure 3. Distribution of Appropriateness Ratings on 9-Point Rating Scale.....	22
Appropriate Use Criteria for Treatment of Anterior Cruciate Ligament Injuries.....	23
Appendices.....	27
Appendix A. Documentation of Approval.....	28
Appendix B. Disclosure Information	29
Appendix C. References	33

WRITING PANEL

Robert Marx, MD, MSc, FRCSC

American Orthopaedic Society for Sports
Medicine

Rick Wright, MD

American Orthopaedic Society for Sports
Medicine

Jeffrey P. Feden, MD, FACEP

American College of Emergency Physicians

Brian Pietrosimone PhD, ATC

National Academy of Sports Medicine

Anthony Beutler, MD

American Medical Society for Sports Medicine

Daniel C. Herman, MD, PhD, CAQSM

American Academy of Physical Medicine and
Rehabilitation

Christopher C. Kaeding MD

International Society of Arthroscopy, Knee
Surgery and Orthopaedic Sports Medicine

Robert A. Magnussen MD, MPH

International Society of Arthroscopy, Knee
Surgery and Orthopaedic Sports Medicine

David Anthony Parker MBBS, BMedSci, FRACS

International Society of Arthroscopy, Knee
Surgery and Orthopaedic Sports Medicine

Elvire Servien MD, PhD, Prof

International Society of Arthroscopy, Knee
Surgery and Orthopaedic Sports Medicine

Peter H. Seidenberg, MD, FAAFP, FACSM

American College of Sports Medicine

Michael Khazzam, MD

American Academy of Orthopaedic Surgeons

William G. DeLong Jr., MD

American College of Surgeons

VOTING PANEL

Sandra J. Shultz, PhD

National Athletic Trainers' Association

Kevin R. Vincent, MD, PhD

American Academy of Physical Medicine and Rehabilitation

T David Hayes, MD

The Knee Society

Douglas W. Lundy, MD

American College of Surgeons

Moira Davenport, MD

American College of Emergency Physicians

Anna L. Waterbrook, MD, FACEP

American College of Emergency Physicians

Bradley J. Nelson, MD

American Orthopaedic Society for Sports Medicine

Steven B. Singleton, MD

Arthroscopy Association of North America

Neeru Jayanthi, MD

American Medical Society for Sports Medicine

Cynthia R. LaBella, MD

American Medical Society for Sports Medicine

VOTING PANEL ROUND TWO DISCUSSION MODERATORS

James O. Sanders, MD

Gregory A. Brown, MD, PhD

AUC SECTION LEADER, AAOS COMMITTEE ON EVIDENCE-BASED QUALITY AND VALUE

Robert H. Quinn, MD

CHAIR, AAOS COMMITTEE ON EVIDENCE-BASED QUALITY AND VALUE

David S. Jevsevar, MD, MBA

CHAIR, AAOS COUNCIL ON RESEARCH AND QUALITY

Kevin J. Bozic, MD, MBA

AAOS STAFF

William O. Shaffer, MD

Medical Director

Deborah S. Cummins, PhD

Director, Department of Research and Scientific Affairs

Jayson Murray, MA

Manager, Evidence-Based Medicine Unit

Ryan Pezold, MA

Research Analyst, Evidence-Based Medicine Unit

Peter Shores, MPH

Statistician, Evidence-Based Medicine

Kaitlyn Sevarino

Evidence-Based Quality and Value (EBQV) Coordinator

Erica Linskey

Administrative Assistant, Evidence-Based Medicine Unit

INTRODUCTION

OVERVIEW

The American Academy of Orthopaedic Surgeons (AAOS) has developed this Appropriate Use Criteria (AUC) to determine the appropriateness/helpfulness of using a supervised Anterior Cruciate Ligament (ACL) injury prevention program to prevent ACL injuries in individuals who are involved in competitive and/or recreational athletics, have no prior history of ACL reconstruction, and no current history of ACL deficiency. An “appropriate/helpful” healthcare service is one for which the expected health benefits exceed the expected negative consequences by a sufficiently wide margin.² Evidence-based information, in conjunction with the clinical expertise of physicians from multiple medical specialties, was used to develop the criteria in order to improve preventative care and obtain the best outcomes while considering the subtleties and distinctions necessary in making clinical decisions. The foundation for this AUC is the 2014 and 2022 Management of Anterior Cruciate Ligament Injuries Clinical Practice Guideline, which can be accessed via the following link: <http://www.aaos.org/aclcpg>

The purpose of this AUC is to help determine the appropriateness/helpfulness of using a supervised ACL injury prevention program to prevent ACL injuries in individuals who are involved in competitive and/or recreational athletics, have no prior history of ACL reconstruction, and no current history of ACL deficiency. The best available scientific evidence is synthesized with collective expert opinion on topics where gold standard randomized clinical trials are not available or are inadequately

detailed for identifying distinct patient types. When there is evidence corroborated by consensus that expected benefits substantially outweigh potential risks, exclusive of cost, a procedure is determined to be appropriate. The AAOS uses the RAND/UCLA Appropriateness Method (RAM).² Our process includes these steps: reviewing the results of the evidence analysis, compiling a list of clinical vignettes, and having an expert panel comprised of representatives from multiple medical specialties determine the appropriateness/helpfulness of each of the clinical indications for treatment. To access an intuitive and more user-friendly version of the appropriate use criteria for this topic online, please visit the AAOS OrthoGuidelines website at www.orthoguidelines.org/auc.

These criteria should not be construed as including all indications or excluding indications reasonably directed to obtaining the same results. The criteria intend to address the most common clinical scenarios facing all appropriately trained clinicians managing patients under consideration for preventing anterior cruciate ligament injuries. The ultimate judgment regarding any specific criteria should address all circumstances presented by the patient and the needs and resources particular to the locality or institution. It is also important to state that these criteria were developed as guidelines and are not meant to supersede clinician expertise and experience or patient preference.

INTERPRETING THE APPROPRIATENESS RATINGS

To prevent misuse of these criteria, it is extremely important that the user of this document understands how to interpret the appropriateness ratings. The appropriateness rating scale ranges from one to nine and there are three main range categories that determine how the median rating is defined (i.e., 1-3 = “Rarely Appropriate/Helpful for Preventing an ACL Injury”, 4-6 = “May Be Appropriate/Helpful for Preventing an ACL Injury”, and 7-9 = “Appropriate/Likely Helpful for Preventing an ACL Injury”). Before these appropriate use criteria are consulted, the user should read through and understand all contents of this document.

ASSUMPTIONS OF THE WRITING PANEL

Before these criteria are consulted, it is assumed that:

1. Individual is involved in competitive and/or recreational athletics
2. No prior history of ACL reconstruction
3. No current history of ACL deficiency

CONDITIONS NOT COVERED BY THIS AUC

- Tibial eminence fracture
- Collateral ligament injuries
- Re-tears of prior reconstructions
- Partial ACL injuries

PATIENT POPULATION & SCOPE OF GUIDELINE

This document is intended for use for both skeletally immature and skeletally mature patients who have been diagnosed with an ACL injury of the knee.

BURDEN OF DISEASE

Persons who suffer ACL injuries are at increased risk for developing arthritis later in life.³ Females are two to eight times more likely to suffer an ACL injury compared to males.³

ETIOLOGY

ACL rupture is typically the result of a traumatic, sports-related injury. This injury may be contact or non-contact.

INCIDENCE AND PREVALENCE

The annual rate of patients who present with anterior cruciate ligament injuries has been estimated at 252,000.³

POTENTIAL BENEFITS, HARMS, AND CONTRAINDICATIONS

Most treatments are associated with some known risks, especially invasive and operative treatments. Contraindications vary widely based on the treatment administered. A particular concern when treating ACL injuries is routine surgical complications such as infection, DVT, anesthesia complications, etc. Other complications associated with ACL surgery include: postoperative loss of motion or arthrofibrosis, ongoing instability episodes, neurovascular injury, etc. Additional factors may affect the physician’s choice of treatment including but not limited to associated injuries the patient may present with as well as the individual’s co-morbidities, skeletal maturity, and/or specific patient characteristics including obesity, activities, work demands, etc. Clinician input based on experience increases the probability of identifying patients who will benefit from specific treatment options. The individual patient and the patient’s family dynamic will also

influence treatment decisions therefore, discussion of available treatments and procedures applicable to the individual patient rely on mutual communication between the patient and the patient's guardian (when appropriate for minor patients) and physician, weighing the potential risks and benefits for that patient. Once the patient and patient's guardian has been informed of available therapies and has discussed these options with the patient and guardian (if appropriate), an informed decision can be made.

METHODS

This AUC for Anterior Cruciate Ligament Injury Prevention Programs is based on a review of the available literature and a list of clinical scenarios (i.e., criteria) constructed and voted on by experts in orthopaedic surgery and other relevant medical fields. This section describes the methods adapted from the RAND/UCLA Appropriateness Method (RAM)². This section also includes the activities and compositions of the various panels that developed, defined, reviewed, and voted on the criteria.

Two panels participated in the development of the AAOS AUC for Anterior Cruciate Ligament Injury Prevention Programs (see list on [page i](#)). Members of the writing panel developed a list of 48 patient scenarios, for which the appropriateness/helpfulness of a supervised rehabilitation program was evaluated. The voting panel participated in two rounds of voting. During the first round of voting, the voting panel was given approximately one month to independently rate the appropriateness/helpfulness of a supervised rehabilitation program for each of the relevant patient scenarios via an

electronic ballot. After the first round of appropriateness ratings were submitted, AAOS staff calculated the median ratings for each patient scenario. An in-person voting panel meeting was held in Rosemont, IL on April 25th of 2015. During this meeting, voting panel members addressed the scenarios which resulted in disagreement (definition of disagreement can be found in Table 3). The voting panel members were asked to rerate their first round ratings during the voting panel meeting, only if they were persuaded to do so by the discussion and available evidence. The voting panel determined appropriateness by rating supervised rehabilitation program as 'Appropriate/Likely Helpful for Preventing an ACL Injury for Patient Profile of Interest', 'May Be Appropriate/Helpful for Preventing an ACL Injury for Patient Profile of Interest', or 'Rarely Appropriate/Helpful for Preventing an ACL Injury for Patient Profile of Interest'. There was no attempt to obtain consensus about appropriateness.

AAOS Appropriate Use Criteria Section, the AAOS Council on Research and Quality, and the AAOS Board of Directors sequentially approved the Appropriate Use Criteria for Management of Anterior cruciate ligament injuries. AAOS submits this AUC to the National Guidelines Clearinghouse and, in accordance with the National Guidelines Clearinghouse criteria, will update or retire this AUC within five years of the publication date.

DEVELOPING CRITERIA

Members of the AUC for Treatment of Anterior Cruciate Ligament Injuries writing panel, who are orthopaedic specialists in treating knee-related injuries/diseases,

developed clinical scenarios using the following guiding principles:

- Patient scenarios must include a broad spectrum of patients that may be eligible for treatment of anterior cruciate ligament injuries [*comprehensive*]
- Patient indications must classify patients into a unique scenario [*mutually exclusive*]
- Patient indications must consistently classify similar patients into the same scenario [*reliable, valid indicators*]

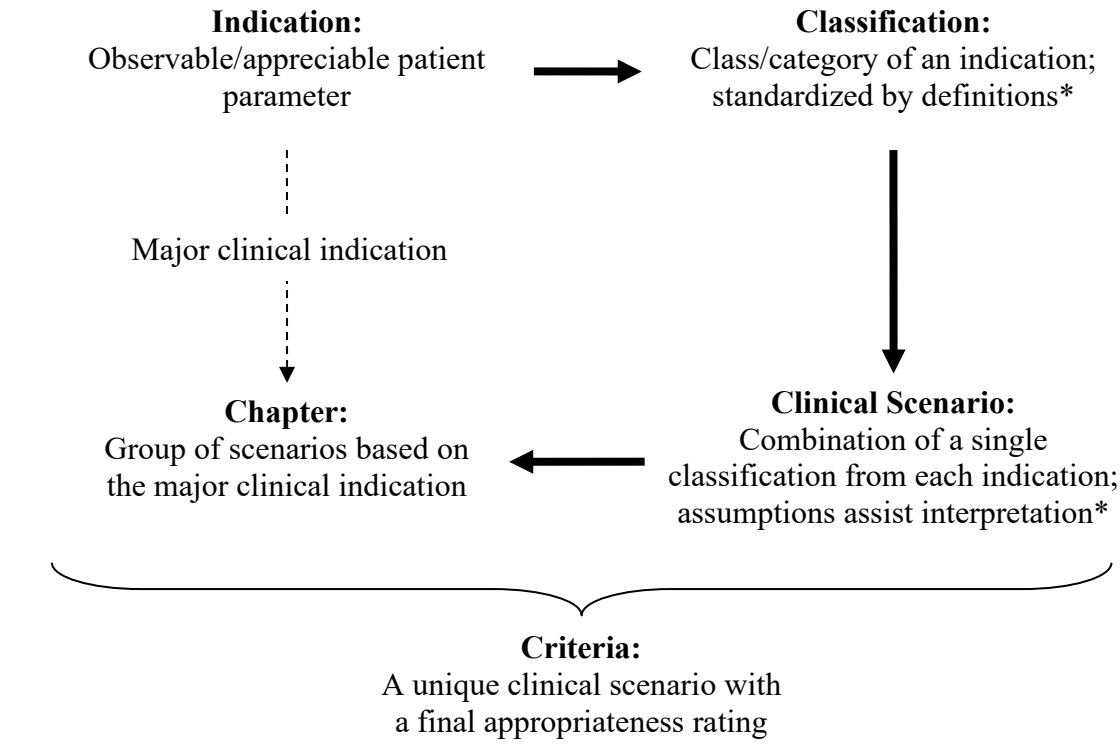
The writing panel developed the scenarios by categorizing patients in terms of indications evident during the clinical decision making process (Figure 1). These

scenarios relied upon definitions and general assumptions, mutually agreed upon by the writing panel during the development of the scenarios. These definitions and assumptions were necessary to provide consistency in the interpretation of the clinical scenarios among experts voting on the scenarios and readers using the final criteria.

FORMULATING INDICATIONS AND SCENARIOS

The AUC writing panel began the development of the scenarios by identifying clinical indications typical of patients commonly presenting with anterior cruciate ligament injuries in clinical practice. Indications are most often parameters observable by the clinician, including symptoms or results of diagnostic tests. Additionally, “human factor” (e.g., activity level) or demographic variables can be considered.

Figure 1. Developing Criteria



Indications identified in clinical trials (derived from patient selection criteria) included in AAOS Clinical Practice Guidelines served as a starting point for the writing panel and ensured that these Appropriate Use Criteria referred to the evidence base for the treatment of anterior cruciate ligament injuries CPG. The writing panel considered this initial list and other indications based on their clinical expertise and selected the most clinically relevant indications (Table 4). The writing panel then defined distinct classes for each indication in order to stratify/categorize the indication (Table 4).

The writing panel organized these indications into a matrix of clinical scenarios that addressed all combinations of the classifications. The writing panel was given the opportunity to remove any scenarios

that rarely occur in clinical practice, but agreed that all scenarios were clinically relevant. The major clinical decision making indications chosen by the writing panel divided the matrix of clinical scenarios into chapters, as follows: age/maturity level, activity level, presence of advanced arthritis, presence of reparable meniscus tear, and prior failure of nonoperative measures (Table 4).

CREATING DEFINITIONS AND ASSUMPTIONS

The AUC for Anterior Cruciate Ligament Injury Prevention Programs writing panel constructed concise and explicit definitions for the indications and classifications. This standardization helped ensure the way that the writing panel defined the patient indications was consistent among those

reading the clinical scenario matrix or the final criteria. Definitions drew explicit boundaries when possible and were based on standard medical practice or existing literature.

Additionally, the writing panel formulated a list of general assumptions in order to provide more consistent interpretations of a scenario (see [Assumptions of the Writing Panel](#)). These assumptions differed from definitions in that they identified circumstances that exist outside of the control of the clinical decision making process.

Assumptions also addressed the use of existing published literature regarding the effectiveness of treatment and/or the procedural skill level of physicians. Additionally, assumptions highlighted intrinsic methods described in this document such as the role of cost considerations in rating appropriateness or the validity of the definition of appropriateness. The main goal of assumptions was to focus scenarios so that they apply to the average patient presenting to an average physician at an average facility.¹

The definitions and assumptions should provide all readers with a common starting point in interpreting the clinical scenarios. This list of definitions and assumptions accompanied the matrix of clinical scenarios in all stages of the development of this AUC and appears in the Assumptions of the Writing Panel section of this document.

VOTING PANEL MODIFICATIONS TO WRITING PANEL MATERIALS

At the start of the in-person voting panel meeting, the voting panel was reminded that they have the ability to amend the original writing panel materials if the amendments resulted in more clinically relevant and practical criteria. In order to amend the original materials, the voting panel members were instructed that a member must make a motion to amend and another member must “second” that motion, after which a vote is conducted. If a majority of voting panel members voted “yes” to amend the original materials, the amendments were accepted.

The voting panel opted not to make any amendments/additions to the original AUC materials for this ACL Injury prevention Program AUC.

LITERATURE REVIEW

The 2014 and 2022 AAOS Clinical Practice Guidelines on the Management of Anterior Cruciate Ligament Injuries was used as the evidence-base for this AUC.

DETERMINING APPROPRIATENESS

VOTING PANEL

A multidisciplinary panel of clinicians was assembled to determine the appropriateness/helpfulness of supervised rehabilitation programs for preventing anterior cruciate ligament injuries. Two non-voting moderators, who are orthopaedic surgeons but are not specialists in the treatment of anterior cruciate ligament injuries, moderated the voting panel discussion. The moderators were familiar with the methods and procedures of AAOS Appropriate Use Criteria and led the panel (as non-voters) in discussions. Additionally, no member of the voting panel

was involved in the development (writing panel) of the scenarios.

the voting panel considered the following definition:

The voting panel used a modified Delphi procedure to determine appropriateness ratings. The voting panel participated in two rounds of voting while considering evidence-based information provided in the literature review. While cost is often a relevant consideration, panelists focused their appropriateness ratings on the effectiveness of treatment for anterior cruciate ligament injuries.

“An appropriate/helpful treatment for anterior cruciate ligament injuries is one for which the treatment **is** generally acceptable, **is** a reasonable approach for the indication, and **is** likely to improve the patient’s health outcome.”

They then rated each scenario using their best clinical judgment, taking into consideration the available evidence, for an average patient presenting to an average physician at an average facility as follows:

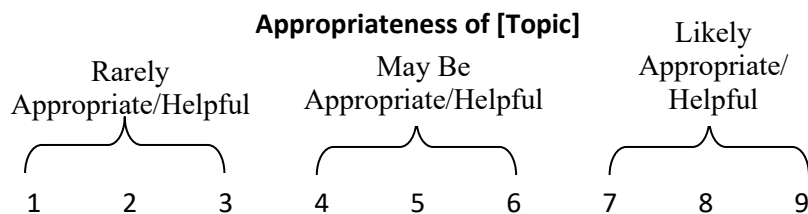
RATING APPROPRIATENESS/HELPLEFULNESS

When rating the appropriateness/helpfulness of a scenario,

Table 1 Interpreting the 9-Point Appropriateness Scale

Rating	Explanation
7-9	<p>Likely Appropriate/Helpful for Preventing an ACL Injury for Patient Profile of Interest:</p> <p>Supervised rehabilitation program is likely to be helpful for the individual of interest, meaning use of the program is generally acceptable and is a reasonable approach for the indication and is likely to improve the chances of preventing an ACL injury.</p>
4-6	<p>May Be Appropriate/Helpful for Preventing an ACL Injury for Patient Profile of Interest:</p> <p>Supervised rehabilitation program is May Be helpful for the individual of interest, meaning use of the program may be acceptable and may be a reasonable approach for the indication and may improve the chances of preventing an ACL injury.</p>
1-3	<p>Rarely Appropriate/Helpful for Preventing an ACL Injury for Patient Profile of Interest:</p> <p>Supervised rehabilitation program is rarely an appropriate option for management of the individual of interest due to the lack of a clear benefit/risk advantage; rarely an effective option for preventing an ACL injury; exceptions should have documentation of the clinical reasons for proceeding with this care option (i.e., procedure is not generally acceptable and is not generally reasonable for the indication).</p>

Each panelist uses the scale below to record their response for each scenario:



ROUND ONE VOTING

The first round of voting occurred after completion of the independent review of the scenarios by the review panel and approval of the final indications, scenarios, and assumptions by the writing panel. The voting panel rated the scenarios electronically using a personalized ballot created by AAOS staff using the AAOS AUC Electronic Ballot Tool. There was no interaction between panel members while completing the first round of voting. Panelists considered the following materials:

- The instructions for rating appropriateness
- The completed literature review, that is appropriately referenced when evidence is available for a scenario
- The list of indications, definitions, and assumptions, to ensure consistency in the interpretation of the clinical scenarios

ROUND TWO VOTING

The second round of voting occurred after the in-person voting panel meeting on April 25, 2015. Before the in-person meeting started, each panelist received a personalized document that included their first round ratings along with summarized results of the first-round ratings that resulted in disagreement. These results

indicated the frequency of ratings for a scenario for all panelists. The document contained no identifying information for other panelists' ratings. The moderator also used a document that summarized the results of the panelists' first round voting. These personalized documents served as the basis for discussions of scenarios which resulted in disagreement.

During the discussion, the voting panel members were allowed to record a new rating for any scenarios if they were persuaded to do so by the discussion or the evidence. Additionally, voting panel members were allowed to submit any amended ratings (i.e., second round ratings) for one week after the in-person meeting. After the final ratings were submitted, AAOS staff used the AAOS AUC Electronic Ballot Tool to export the median values and level of agreement for all voting items. There was no attempt to obtain consensus among the panel members.

FINAL RATINGS

Using the median value of the second round ratings, AAOS staff determined the final levels of appropriateness. Disagreement among raters can affect the final rating. Agreement and disagreement were determined using the BIOMED definitions of Agreement and Disagreement, as reported in the RAND/UCLA Appropriate Method User's Manual ², for a panel of 8-10 voting members (see Table 2 below). For this panel

size, disagreement is defined as when ≥ 3 members' appropriateness ratings fell within the appropriate (7-9) and rarely appropriate (1-3) ranges for any scenario (i.e., ≥ 3 members' ratings fell between 1-3 and ≥ 5 members' ratings fell between 7-9 on any given scenario and its treatment). If

there is still disagreement in the voting panel ratings after the second round of voting, that voting item is labeled as "5" regardless of median score. Agreement is defined as ≤ 2 panelists rated outside of the 3-point range containing the median.

TABLE 2 DEFINING AGREEMENT AND DISAGREEMENT FOR APPROPRIATENESS RATINGS

Panel Size	Disagreement	Agreement
	Number of panelists rating in each extreme (1-3 and 7-9)	Number of panelists rating outside the 3-point region containing the median (1-3, 4-6, 7-9)
8,9,10	≥ 3	≤ 2
11,12,13	≥ 4	≤ 3
14,15,16	≥ 5	≤ 4

Adapted from RAM¹

The classifications in the table below determined final levels of appropriateness.

TABLE 3 INTERPRETING FINAL RATINGS OF CRITERIA

Level of Appropriateness	Description
Likely Appropriate/Helpful for Preventing an ACL Injury for Patient Profile of Interest	<ul style="list-style-type: none"> Median panel rating between 7-9 and no disagreement
May Be Appropriate/Helpful for Preventing an ACL Injury for Patient Profile of Interest	<ul style="list-style-type: none"> Median panel rating between 4-6 or Median panel rating 1-9 with disagreement
Rarely Appropriate/Helpful for Preventing an ACL Injury for Patient Profile of Interest	<ul style="list-style-type: none"> Median panel rating between 1-3 and no disagreement

REVISION PLANS

These criteria represent a cross-sectional view of current use of supervised rehabilitation programs for anterior cruciate ligament injuries and may become

outdated as new evidence becomes available or clinical decision making indicators are improved. In accordance with the standards of the National Guideline Clearinghouse, AAOS will update or

withdraw these criteria in five years. AAOS will issue updates in accordance with new evidence, changing practice, rapidly emerging treatment options, and new technology.

DISSEMINATING APPROPRIATE USE CRITERIA

Publication of the Appropriate Use Criteria (AUC) document can be found on the AAOS website at <http://www.aaos.org/auc> or via the AUC app www.orthoguidelines.org/auc. This document provides interested readers with full documentation about the development of Appropriate Use Criteria and further details of the criteria ratings.

AUCs are first announced by an Academy press release and then published on the AAOS website. AUC summaries are published in the *AAOS Now* and the *Journal*

of the American Academy of Orthopaedic Surgeons (JAAOS). In addition, the Academy's Annual Meeting showcases the AUCs on Academy Row and at Scientific Exhibits.

The dissemination efforts of AUC include web-based mobile applications, webinars, and online modules for the Orthopaedic Knowledge Online website, radio media tours, and media briefings. In addition, AUCs are also promoted in relevant Continuing Medical Education (CME) courses and distributed at the AAOS Resource Center.

Other dissemination efforts outside of the AAOS include submitting AUCs to the National Guideline Clearinghouse and to other medical specialty societies' meetings.

PATIENT INDICATIONS AND TREATMENTS

INDICATIONS

Table 4 Patient Indications and Classifications

Indication	Classification(s)
Sex	a) Male b) Female
Pubertal Status/Maturity	a) Pre-Pubertal b) Pubertal c) Post-Pubertal/Mature
Level of Activity	a) Competitive athlete b) Recreational athlete
Sports Participation	a) High-risk Sports (<i>e.g., Basketball, Soccer, Volleyball, Netball, Handball, American Football, Rugby, Wrestling, etc.</i>) b) Low-risk Sports (<i>e.g. Golf, Track and Field, etc.</i>)
Athlete Risk, Per Screening Evaluation	a) High Risk (<i>Athletes with characteristics such as poor knee, hip, and trunk control during landing/cutting screening tests, poor joint alignment, and those who have previously experienced an ACL injury are at higher risk for injury</i>) b) Low Risk

TREATMENTS

Treatments Addressed Within This AUC

1. Supervised ACL Injury Prevention Program

Includes:

- Appropriate instruction and supervision
- Dynamic warm-up
- Strength training (core, hip and thigh)
- Technique training (jumping, cutting)
- Plyometrics
- Balance and proprioceptive training
- Feedback cueing
- High-frequency utilization

Rating Scale

1-3: Rarely Appropriate/Helpful for Preventing an ACL Injury for Patient Profile of Interest

4-6: May Be Appropriate/Helpful for Preventing an ACL Injury for Patient Profile of Interest

7-9: Likely Appropriate/Helpful for Preventing an ACL Injury for Patient Profile of Interest

I. RESULTS OF APPROPRIATENESS RATINGS

For a user-friendly version of these appropriate use criteria and the supporting literature review findings, please access our AUC web-based application at www.aaos.org/aucapp. To view the interactive literature review used for this AUC, please click the following link: [Interactive Literature Review](#).

Web-Based AUC Application Screenshot

The screenshot displays two main sections of the application interface:

- Indication Profile:** A form with several sections, each containing radio button options:
 - Sex:** Male (selected), Female
 - Pubertal Status/Maturity:** Pre-Pubertal (selected), Pubertal, Post-Pubertal/Mature
 - Level of Activity:** Competitive athlete (selected), Recreational athlete
 - Sports Participation:** High-risk Sports (selected), Low-risk Sports
 - Athlete Risk, Per Screening Evaluation:** High Risk (selected), Low Risk
- Procedure Recommendations:** A section showing a single recommendation: "Supervised ACL Prevention Program" with a green checkmark icon and a score of 7. A "Print" button with a right-pointing arrow is located below this section.

At the bottom left of the form, there is a "Submit" button with a right-pointing arrow.

[Click Here to Access the AUC App!](#)

RESULTS

The following Appropriate Use Criteria tables contain the final appropriateness ratings assigned by the ten members of the voting panel. Patient characteristics are found under the column titled "Scenario". The Appropriate Use Criteria for each patient scenario can be found within each of the 10 treatment rows. These criteria are formatted by appropriateness labels (i.e. "R"=Rarely Appropriate/Helpful, "M"=May Be Appropriate/Helpful, and "A"= Likely Appropriate/Helpful), median rating, and + or - indicating agreement or disagreement amongst the voting panel, respectively.

Out of 48 total voting items (i.e. 48 patient scenarios x 1 treatment), 33 (69%) voting items were rated as "Likely Appropriate/Helpful", 15 (31%) voting items were rated as "May Be Appropriate/Helpful", and 0 (0%) voting items were rated as "Rarely Appropriate/Helpful" (Figure 1). Additionally, the voting panel members were in agreement on 13 (27%) voting items and were in disagreement on 0 (0%) voting items (Figure 2). For a within treatment breakdown of appropriateness ratings, please refer to Figure 3.

FIGURE 1. BREAKDOWN OF APPROPRIATENESS RATINGS

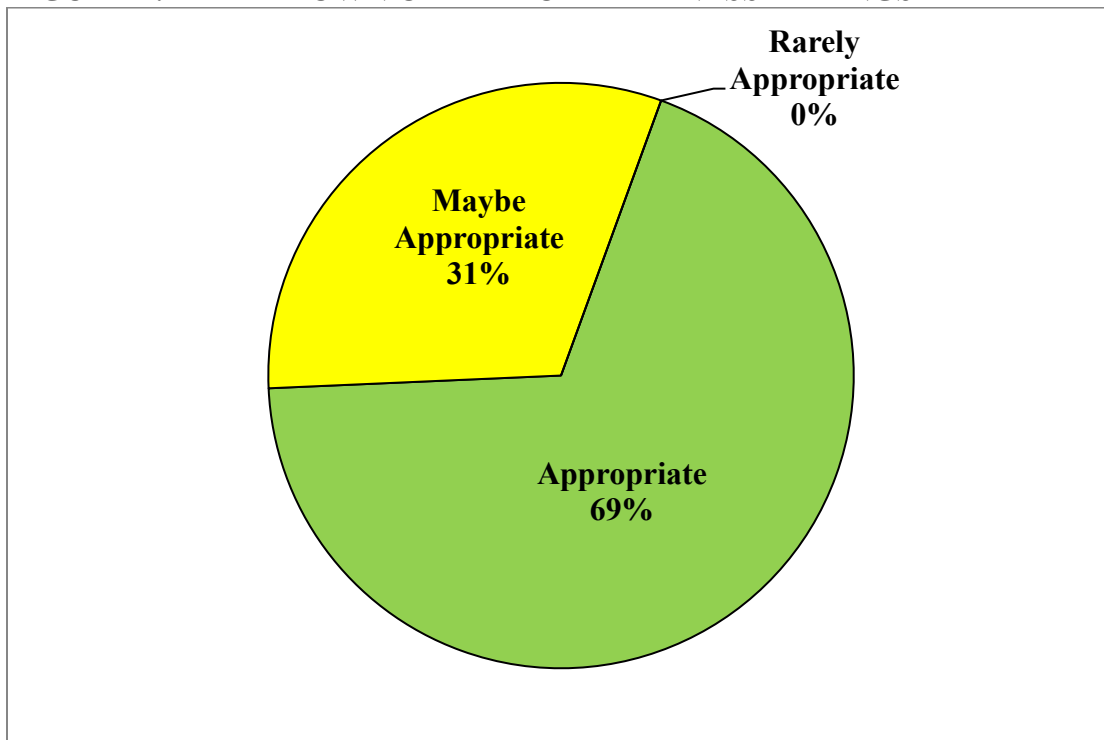


FIGURE 2. BREAKDOWN OF AGREEMENT AMONGST VOTING PANEL

Figure 2. Breakdown of Agreement Ratings

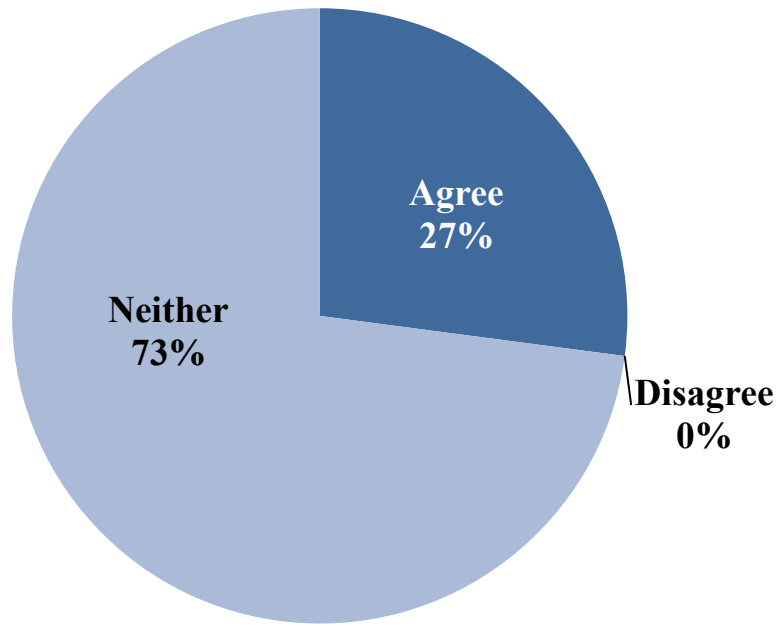
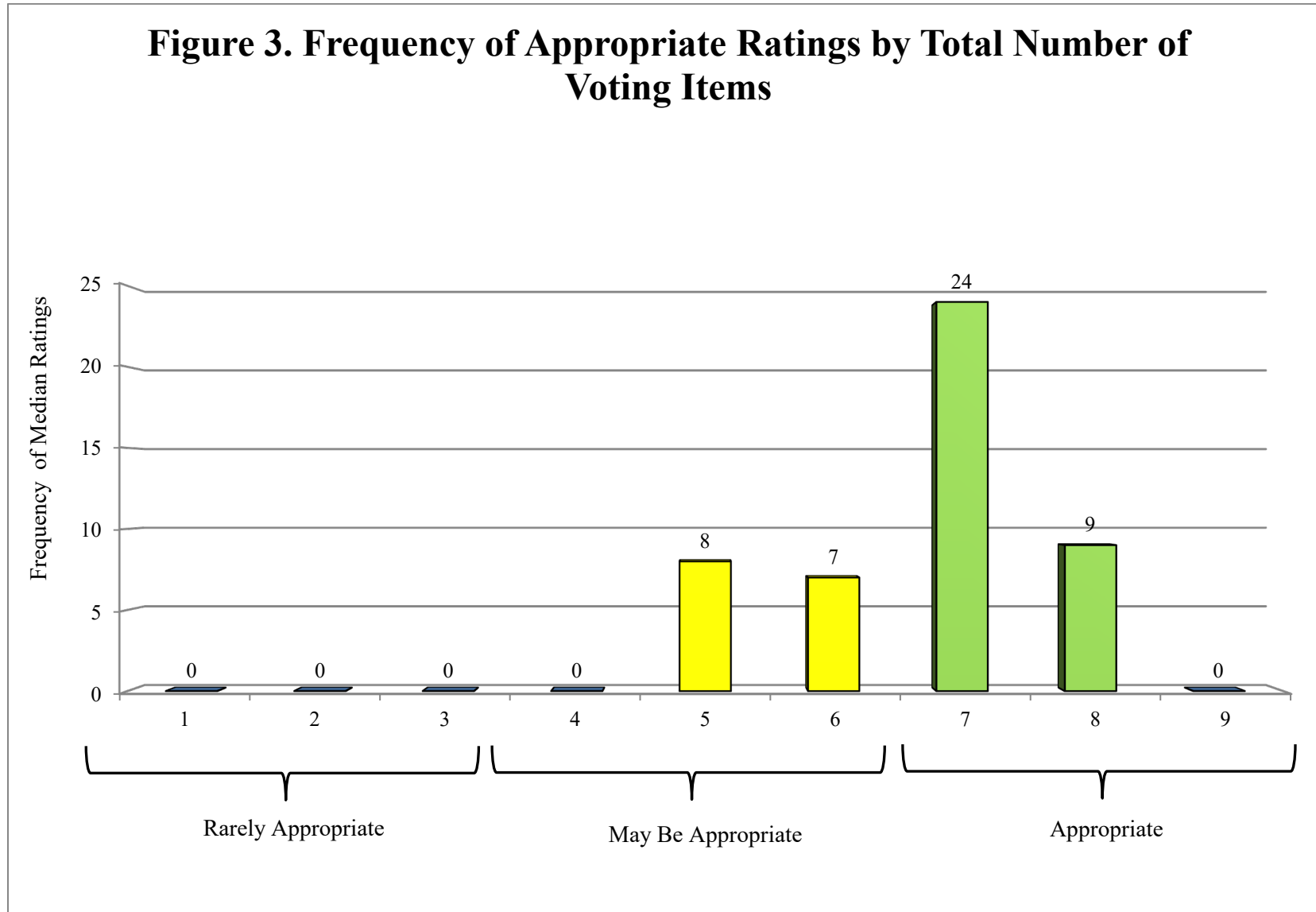


FIGURE 3. DISTRIBUTION OF APPROPRIATENESS RATINGS ON 9-POINT RATING SCALE



APPROPRIATE USE CRITERIA FOR TREATMENT OF ANTERIOR CRUCIATE LIGAMENT INJURIES

Interpreting the AUC tables:

- R = Rarely Appropriate/Helpful, M = May Be Appropriate/Helpful, A = Likely Appropriate/Helpful
- Numbers under “Median” column indicate the median rating of voting panel
- A plus symbol (+) indicates agreement between voting panel members and a minus symbol (-) indicates disagreement between voting panel members

Scenario Number	Scenario Details	Treatment	Appropriateness	Median Rating	Agreement
1	Male, Pre-Pubertal, Competitive athlete, High-risk Sports, High Risk	Supervised ACL Injury prevention Program	A	7	
2	Male, Pre-Pubertal, Competitive athlete, High-risk Sports, Low Risk	Supervised ACL Injury prevention Program	M	6	
3	Male, Pre-Pubertal, Competitive athlete, Low-risk Sports, High Risk	Supervised ACL Injury prevention Program	A	7	
4	Male, Pre-Pubertal, Competitive athlete, Low-risk Sports, Low Risk	Supervised ACL Injury prevention Program	M	5	
5	Male, Pre-Pubertal, Recreational athlete, High-risk Sports, High Risk	Supervised ACL Injury prevention Program	A	7	
6	Male, Pre-Pubertal, Recreational athlete, High-risk Sports, Low Risk	Supervised ACL Injury prevention Program	M	6	
7	Male, Pre-Pubertal, Recreational athlete, Low-risk Sports, High Risk	Supervised ACL Injury prevention Program	A	7	
8	Male, Pre-Pubertal, Recreational athlete, Low-risk Sports, Low Risk	Supervised ACL Injury prevention Program	M	5	
9	Male, Pubertal, Competitive athlete, High-risk Sports, High Risk	Supervised ACL Injury prevention Program	A	8	+
10	Male, Pubertal, Competitive athlete, High-risk Sports, Low Risk	Supervised ACL Injury prevention Program	A	7	
11	Male, Pubertal, Competitive athlete, Low-risk Sports, High Risk	Supervised ACL Injury prevention Program	A	7	

Scenario Number	Scenario Details	Treatment	Appropriateness	Median Rating	Agreement
12	Male, Pubertal, Competitive athlete, Low-risk Sports, Low Risk	Supervised ACL Injury prevention Program	M	5	
13	Male, Pubertal, Recreational athlete, High-risk Sports, High Risk	Supervised ACL Injury prevention Program	A	7	
14	Male, Pubertal, Recreational athlete, High-risk Sports, Low Risk	Supervised ACL Injury prevention Program	A	7	
15	Male, Pubertal, Recreational athlete, Low-risk Sports, High Risk	Supervised ACL Injury prevention Program	A	7	
16	Male, Pubertal, Recreational athlete, Low-risk Sports, Low Risk	Supervised ACL Injury prevention Program	M	5	
17	Male, Post-Pubertal/Mature, Competitive athlete, High-risk Sports, High Risk	Supervised ACL Injury prevention Program	A	8	
18	Male, Post-Pubertal/Mature, Competitive athlete, High-risk Sports, Low Risk	Supervised ACL Injury prevention Program	A	7	
19	Male, Post-Pubertal/Mature, Competitive athlete, Low-risk Sports, High Risk	Supervised ACL Injury prevention Program	A	7	
20	Male, Post-Pubertal/Mature, Competitive athlete, Low-risk Sports, Low Risk	Supervised ACL Injury prevention Program	M	6	
21	Male, Post-Pubertal/Mature, Recreational athlete, High-risk Sports, High Risk	Supervised ACL Injury prevention Program	A	7	
22	Male, Post-Pubertal/Mature, Recreational athlete, High-risk Sports, Low Risk	Supervised ACL Injury prevention Program	M	6	
23	Male, Post-Pubertal/Mature, Recreational athlete, Low-risk Sports, High Risk	Supervised ACL Injury prevention Program	A	7	
24	Male, Post-Pubertal/Mature, Recreational athlete, Low-risk Sports, Low Risk	Supervised ACL Injury prevention Program	M	5	
25	Female, Pre-Pubertal, Competitive athlete, High-risk Sports, High Risk	Supervised ACL Injury prevention Program	A	8	+
26	Female, Pre-Pubertal, Competitive athlete, High-risk Sports, Low Risk	Supervised ACL Injury prevention Program	A	7	+

Scenario Number	Scenario Details	Treatment	Appropriateness	Median Rating	Agreement
27	Female, Pre-Pubertal, Competitive athlete, Low-risk Sports, High Risk	Supervised ACL Injury prevention Program	A	8	+
28	Female, Pre-Pubertal, Competitive athlete, Low-risk Sports, Low Risk	Supervised ACL Injury prevention Program	M	6	
29	Female, Pre-Pubertal, Recreational athlete, High-risk Sports, High Risk	Supervised ACL Injury prevention Program	A	8	+
30	Female, Pre-Pubertal, Recreational athlete, High-risk Sports, Low Risk	Supervised ACL Injury prevention Program	A	7	
31	Female, Pre-Pubertal, Recreational athlete, Low-risk Sports, High Risk	Supervised ACL Injury prevention Program	A	7	
32	Female, Pre-Pubertal, Recreational athlete, Low-risk Sports, Low Risk	Supervised ACL Injury prevention Program	M	6	
33	Female, Pubertal, Competitive athlete, High-risk Sports, High Risk	Supervised ACL Injury prevention Program	A	8	+
34	Female, Pubertal, Competitive athlete, High-risk Sports, Low Risk	Supervised ACL Injury prevention Program	A	8	+
35	Female, Pubertal, Competitive athlete, Low-risk Sports, High Risk	Supervised ACL Injury prevention Program	A	7	
36	Female, Pubertal, Competitive athlete, Low-risk Sports, Low Risk	Supervised ACL Injury prevention Program	M	6	
37	Female, Pubertal, Recreational athlete, High-risk Sports, High Risk	Supervised ACL Injury prevention Program	A	8	+
38	Female, Pubertal, Recreational athlete, High-risk Sports, Low Risk	Supervised ACL Injury prevention Program	A	7	+
39	Female, Pubertal, Recreational athlete, Low-risk Sports, High Risk	Supervised ACL Injury prevention Program	A	7	
40	Female, Pubertal, Recreational athlete, Low-risk Sports, Low Risk	Supervised ACL Injury prevention Program	M	5	
41	Female, Post-Pubertal/Mature, Competitive athlete, High-risk Sports, High Risk	Supervised ACL Injury prevention Program	A	8	+

Scenario Number	Scenario Details	Treatment	Appropriateness	Median Rating	Agreement
42	Female, Post-Pubertal/Mature, Competitive athlete, High-risk Sports, Low Risk	Supervised ACL Injury prevention Program	A	7	+
43	Female, Post-Pubertal/Mature, Competitive athlete, Low-risk Sports, High Risk	Supervised ACL Injury prevention Program	A	7	
44	Female, Post-Pubertal/Mature, Competitive athlete, Low-risk Sports, Low Risk	Supervised ACL Injury prevention Program	M	5	
45	Female, Post-Pubertal/Mature, Recreational athlete, High-risk Sports, High Risk	Supervised ACL Injury prevention Program	A	7	+
46	Female, Post-Pubertal/Mature, Recreational athlete, High-risk Sports, Low Risk	Supervised ACL Injury prevention Program	A	7	
47	Female, Post-Pubertal/Mature, Recreational athlete, Low-risk Sports, High Risk	Supervised ACL Injury prevention Program	A	7	
48	Female, Post-Pubertal/Mature, Recreational athlete, Low-risk Sports, Low Risk	Supervised ACL Injury prevention Program	M	5	+

APPENDICES

APPENDIX A. DOCUMENTATION OF APPROVAL

AAOS BODIES THAT APPROVED THIS APPROPRIATE USE CRITERIA

Committee on Evidence-Based Quality and Value: Approved on <DATE>

The AAOS Committee on Evidence-Based Quality and Value consists of 19 AAOS members. The overall purpose of this Committee is to plan, organize, direct, and evaluate initiatives related to Clinical Practice Guidelines and Appropriate Use Criteria.

Research and Quality Council: Approved on <DATE>

To enhance the mission of the AAOS, the Council on Research and Quality promotes the most ethically and scientifically sound basic, clinical, and translational research possible to ensure the future care for patients with musculoskeletal disorders. The Council also serves as the primary resource to educate its members, the public, and public policy makers regarding evidenced-based medical practice, orthopaedic devices and biologics regulatory pathways and standards development, patient safety, occupational health, technology assessment, and other related areas of importance.

Board of Directors: Approved on <DATE>

The 16 member AAOS Board of Directors manages the affairs of the AAOS, sets policy, and determines and continually reassesses the Strategic Plan.

APPENDIX B. DISCLOSURE INFORMATION

Anterior Cruciate Ligament Injuries Writing Panel

1. Robert Marx, MD, MSc, FRCSC

American Orthopaedic Society of Sports Medicine

Robert G Marx, MD: 7 (Springer; Demos Health); 8 (HSS Journal;; Knee Surgery, Sports Traumatology, Arthroscopy; Journal of Bone and Joint Surgery - American); 9 (International Society of Arthroscopy, Knee Surgery, and Orthopaedic Sports Medicine); Submitted on: 04/28/2014

2. Rick Wright, MD

American Orthopaedic Society of Sports Medicine

Rick W Wright, MD: 5 (National Institutes of Health (NIAMS & NICHD)); 7 (Wolters Kluwer Health - Lippincott Williams & Wilkins); Submitted on: 05/20/2014

3. Jeffrey P. Feden, MD, FACEP

American College of Emergency Physicians

Jeffrey Feden, MD: (n); Submitted on: 05/22/2014

4. Brian Pietrosimone PhD, ATC

National Academy of Sports Medicine

Brian G Pietrosimone, PhD, ATC: 8 (Journal of Athletic Training; Journal of Sport Rehabilitation); Submitted on: 05/29/2014

5. Anthony Beutler, MD

American Medical Society for Sports Medicine

Anthony Beutler, MD: 7 (Saunders/Mosby-Elsevier); 9 (American Board of Family Medicine; American Medical Society for Sports Medicine (AMSSM)); Submitted on: 06/02/2014

6. Daniel C. Herman, MD, PhD, CAQSM

American Academy of Physical Medicine and Rehabilitation

Daniel C Herman, MD, PhD: 8 (American Journal of Physical Medicine and Rehabilitation; Research in Sports Medicine; Sports Biomechanics); 9 (American Medical Society for Sports Medicine); Submitted on: 06/03/2014

7. Christopher C. Kaeding MD

International Society of Arthroscopy, Knee Surgery and Orthopaedic Sports Medicine

Christopher C Kaeding, MD: 3B (Biomet); 9 (AAOS; American Orthopaedic Association; American Orthopaedic Society for Sports Medicine); Submitted on: 04/10/2014

8. Robert A. Magnussen MD, MPH

International Society of Arthroscopy, Knee Surgery and Orthopaedic Sports Medicine

Robert A Magnussen, MD: 8 (Orthopaedic Journal of Sports Medicine); 9 (American Orthopaedic Society for Sports Medicine); Submitted on: 02/28/2014

9. David Anthony Parker MBBS, BMedSci, FRACS

International Society of Arthroscopy, Knee Surgery and Orthopaedic Sports Medicine

David Parker, MD: 2 (Arthrex, Inc; Smith & Nephew); 8 (SMARTT Journal); 9 (Asia Pacific Knee Arthroscopy and Sports Medicine Society; International Society of Arthroscopy, Knee Surgery, and Orthopaedic Sports Medicine); Submitted on: 05/24/2014

10. Elvire Servien MD, PhD, Prof

International Society of Arthroscopy, Knee Surgery and Orthopaedic Sports Medicine

Elvire Servien, MD: 5 (Synthes); 6 (Tornier); 9 (International Society of Arthroscopy, Knee Surgery, and Orthopaedic Sports Medicine); Submitted on: 05/27/2014

11. Peter H. Seidenberg, MD, FAAFP, FACSM

American College of Sports Medicine

12. Michael Khazzam, MD

American Academy of Orthopaedic Surgeons

Michael S Khazzam, MD: 2 (Arthrex, Inc); Submitted on: 04/06/2014

13. William G. DeLong Jr., MD

American College of Surgeons

William G DeLong, Jr MD: 3B (Aesculap/B.Braun,IlluminOss,; Novacart); 9 (AAOS; American College of Surgeons; Orthopaedic Trauma Association); Submitted on: 03/05/2014

Anterior Cruciate Ligament Injuries Voting Panel

1. Moira Davenport, MD

American College of Emergency Physicians

American College of Emergency Physicians: Board or committee member; iSTAT: Research support; Society for Academic Emergency Medicine: Board or committee member. Submitted on: 12/10/2014

2. Anna L. Waterbrook, MD, FACEP

American College of Emergency Physicians

(This individual reported nothing to disclose); Submitted on: 11/19/2014

3. Cynthia R. LaBella, MD

American Medical Society for Sports Medicine

American Academy of Pediatrics: Board or committee member; Publishing royalties, financial or material support. Submitted on: 10/27/2014

4. Neeru Jayanthi, MD

American Medical Society for Sports Medicine

American Medical Society for Sports Medicine: Board or committee member; Journal of Medicine and Science in Tennis: Editorial or governing board; Society for Tennis and Medicine Science: Board or committee member; Up To Date: Publishing royalties, financial or material support. Submitted on: 12/12/2014

5. T David Hayes, MD

The Knee Society

(This individual reported nothing to disclose); Submitted on: 11/19/2014

6. Steven B. Singleton, MD

Arthroscopy Association of North America

(This individual reported nothing to disclose); Submitted on: 12/02/2014

7. Bradley J. Nelson, MD

American Orthopaedic Society for Sports Medicine

AAOS: Board or committee member; American Orthopaedic Society for Sports Medicine: Board or committee member; DePuy, A Johnson & Johnson Company: Research support; Histogenics: Research support; Omeros: Research support; Zimmer: Research support. Submitted on: 04/05/2015

8. Douglas W. Lundy, MD

American College of Surgeons

AAOS: Board or committee member; American Board of Orthopaedic Surgery, Inc.: Board or committee member; American College of Surgeons: Board or committee member; American Orthopaedic Association: Board or committee member; Clinical Orthopaedics and Related Research: Editorial or governing board; Journal of Orthopaedic Trauma: Editorial or governing board; Journal of the Southern Medical Association: Editorial or governing board; Orthopaedic Trauma Association: Board or committee member; Orthopedics: Editorial or governing board; Synthes: Paid consultant. Submitted on: 05/08/2015

9. Kevin R. Vincent, MD, PhD

American Academy of Physical Medicine and Rehabilitation

(This individual reported nothing to disclose); Submitted on: 08/13/2013

10. Sandra J. Shultz, PhD

National Athletic Trainers' Association

Human Kinetics: Publishing royalties, financial or material support; Journal of Athletic Training: Editorial or governing board; Journal of Sports Health: Editorial or governing board; Medicine and Science in Sport and Exercise: Editorial or governing board. Submitted on: 01/07/2015

Moderators:

James O Sanders, MD

AAOS: Board or committee member; Abbott: Stock or stock Options; Abbvie: Stock or stock Options;
GE Healthcare: Stock or stock Options; Hospira: Stock or stock Options;
Pediatric Orthopaedic Society of North America: Board or committee member;
Scoliosis Research Society: Board or committee member. Submitted on: 04/25/2015

Gregory A. Brown, MD, PhD

AAOS: Board or committee member; ASTM: Board or committee member;
International Standards Organization: Board or committee member; KareMetrix LLC: Stock or stock Options;
Orthopaedic Solutions LLC: Stock or stock Options; Smith & Nephew: Paid presenter or speaker; Research support.
Submitted on: 04/07/2015

(n) = Respondent answered 'No' to all items indicating no conflicts.

1= Royalties from a company or supplier; 2= Speakers bureau/paid presentations for a company or supplier; 3A= Paid employee for a company or supplier; 3B= Paid consultant for a company or supplier; 3C= Unpaid consultant for a company or supplier; 4= Stock or stock options in a company or supplier; 5= Research support from a company or supplier as a PI; 6= Other financial or material support from a company or supplier; 7= Royalties, financial or material support from publishers; 8= Medical/Orthopaedic publications editorial/governing board; 9= Board member/committee appointments for a society.

APPENDIX C. REFERENCES

- (1) American Academy of Orthopaedic Surgeons. The Burden of Musculoskeletal Diseases in the United States. American Academy of Orthopaedic Surgeons; 2008.
- (2) Fitch K, Bernstein SJ, Aguilar MD et al. *The RAND/UCLA Appropriateness Method User's Manual*. Santa Monica, CA: RAND Corporation; 2001.
- (3) Ahldén, M., Samuelsson, K., Sernert, N., Forssblad, M., Karlsson, J., Kartus, J. The Swedish National Anterior Cruciate Ligament Register: a report on baseline variables and outcomes of surgery for almost 18,000 patients. *Am J Sports Med*. 2012 October; 40(10): 2230–2235. Published online 2012 September 7.
doi: 10.1177/0363546512457348